

Catalogue 2021

Air. Anytime. Anywhere.





Working together for the greater good is paramount to ensure ourself and next generations a better future, as 2020 clearly showed us. In ABAC, we believe team working and technological breakthroughs will help us heal and grow stronger. This is why ABAC is launching its new series of oil-free and silent compressors, reducing the impact on the environment and improving your working conditions.

We are a leading compressed air solutions company, providing the best compressors, tools and air distribution systems to fulfil even your most demanding needs.

Committed to quality, reliability and simplicity, we want to make your life easier with solutions that you can trust and rely upon every day.

From oil-injected screws to mobile piston compressors, from professional inflating guns to a full range of impact wrenches: ABAC is the perfect partner to help you achieve your goal, be it boosting your business or fulfilling a hobbyist dream.

Millions of professionals worldwide have chosen us to get the job done. Join the ABAC experience.



ABAC offers solutions for all your air requirements.

We help you produce, distribute and use compressed air, with a wide range of machines. We supply reliable and efficient piston and oil-injected screw air compressors in multiple configurations, tailored to your needs.



There are some important factors to consider when dealing with compressed air.

One crucial consideration is maintaining appropriate air quality levels throughout the supply chain. By selecting ABAC products, you can keep your air clean and avoid the risk of contamination for your business.



Ensuring consistent air delivery throughout your workplace is fundamental to improve efficiency and optimise results.

For stability, smart connections and leak-proof, corrosion-free piping, look no further than AIRnet, the most effective solution for your air network. Quick and easy to install, your system will be up and running in record time.



At ABAC, we understand that compressed air has a wide and varied range of applications.

That is why ABAC Professional Air Tools are engineered to meet the toughest, most complex demands of your business. Durable technology and high-quality materials are key features of our tool range, guaranteeing lifetime value and enduring performance.


NEW PRODUCT LINES

LN SILENT

Comfort and reliability at your fingertips

The LN SILENT series are designed for those seeking flexible and easy-to-use solutions without overlooking power and efficiency. The new canopy relies on the synergy of a metal layer and thick insulating foam, ruling against noise. In other words, you can freely decide to place the air compressor wherever is practical and don't need to make a space fully dedicated to it.

More info on page 56/57/63/65



ABAC ZERO

Oil free generation

Protecting the environment and your business has never been so easy. The new ABAC ZERO pump line provides you clean, oilfree air and removes most of the maintenance costs in one fell swoop. Comfort, flexibility of use and environmental friendliness are the future of air compressors.

More info from page 40 to 45



OS Range II

Join the silent revolution

ABAC has designed the new OS series to give you the peace and comfort that you deserve in your working environment without compromising on performances.

Be it for irregular use, or as the main tool of your business, ABAC OS will silently help you in all your activities and it will do it without making your life harder.

More info on page 48 to 55



SPINN

The workstation workstation, a solid base for your business

Legendary products are a result of years of development and improvement, SPINN is all about this: unbeatable reliability and trustworthy duty cycle efficiency. Whilst maintain its original quality SPINN has evolved once more, showing innovative style. Spoiler alert: from lower energy consumed while improved performances to advanced control solutions complemented by brand new options.

More info on page 117



NEW PRODUCT LINES

New filters range

Our most superior filtration

Light, reliable and easy.

Compressed air in its purest form.

- Top performance products which offer high reliability
- Service always at your disposal through our vast Distribution network
- Safeguard long-term productivity by using original parts
- Support your operations, raise your business
- High quality air for the most demanding needs

More info from page 143 to 148



FORMULA M

Strong reliability, smart functionality.

When long-standing experience meets technological improvement. Taking advantage everyday, your FORMULA M will grant top performances.

Easy to use, reliable, efficient: FORMULA M is simply about that.

Evolved to tackle the toughest industrial jobs, this air compressor results in cost savings and high performances.

More info on page 130



PRO TOOLS

Compressed air is nothing without control

It's time to stand out, because tools are the face of your business. The new ABAC tools range is tailored to professionals needs, with products designed to be user-friendly, comfortable and durable. ABAC pneumatic tools and accessories for air compressors are part of one of the largest compressor portfolios on the market with full air treatment equipment and state-of-the-art distribution systems.

More info from page 181 to 196



AIRNET

Compressed air distribution made easy and reliable

AIRnet is a fast, easy and reliable piping system, designed for compressed air, vacuum, and other inert gas applications from the source to the point of use with the lowest total cost of ownership.

More info from page 157 to 179



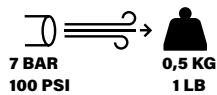
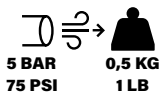
NEW PRODUCT LINES

Choose the right compressor



How to choose an air compressor?

You might want to ponder what kind of air compressor suits your needs, and because of the various technologies and different compressor types available, you may feel confused and overwhelmed in choosing the compressor that's right for you. Let us help you. The first step is to correctly size your new air compressor by paying attention to your intended applications and usages. Size depends from the air flow and pressure, delivered by the air compressor. These two elements are crucial and must be apparent in user's mind. **Pressure** refers to the amount of air the compressor has to provide to perform a given task.



The **air flow** required implies the ability of the compressor to continue delivering air for an adequate time frame.



A safe way to find out the total amount of flow needed, is to contact the equipment manufacturer and request data sheets with the required information. Another option is to perform an audit, this can be done by yourself with a little research or by a trained air sales professional, if the workstation/application is complex.

The second stage of choice is related to "what kind of air compressor do I need?" and includes the difference between piston and screw compressors. It is important to choose the technology which best suits your application.

When the application is for intermittent use then piston air compressors are the most simple and robust solutions. If the application requires a continuous air flow, then screw compressors would be the best solution. Please contact a member of the team to discuss your requirements.

Intermittent uses

Continuous uses



Calculated Consumption l/min	Air Displacement l/min			
	HOBBY	PROFESSIONAL		INDUSTRIAL
		One stage	Two Stage	Two Stage
20	92			
25	115			
30	138			
35	162			
40	185			
45	208			
50	231			
55	254			
60		231		
65		250		
70		269		
75		288		
80		308		
85		327		
90		346		
95		365		
100		385		
110		423		
120		462		
130		500		
140			467	
150			500	
160			533	
170			567	
180			600	
190			633	
200			667	
220			733	
240			800	
260			867	
280			933	
300			1000	
350			1167	
400			1333	
450				750
500				833
550				917
600				1000
650				1083
700				1167
750				1250
800				1333
850				1417
900				1500
950				1583
1000				1667
1100				1833
1200				2000
1300				2167
1400				2333
1500				2500
1600				2667

■ No compressor in the category is suitable for the requested application
 ■ All compressors in the category are suitable for the requested application

Which is the right compressor for the job?

AIR COMPRESSORS	EXAMPLE FOR THE APPLICATIONS												
	Calculated air consumption												
	l/min	l/min	Tire inflating	Axial grinder	Body saw	Impact wrench	Ratchet wrench	Abrasive belt / excenter sender	Needle scaler / pistol	Rotary screw driver	Angle grinder	Drill	Chisel hammer
 Hobby and DIY Compressors	20	92											
	25	115	•										
	30	138											
	35	162											
	40	185							•				
	45	208											
	50	231		•	•								
	55	254							•				
	60	231											
65	250												
 Professional Compressors	70	269											
	75	288											
	80	308					•		•				
	85	327				•							
	90	346					•	•					
	95	365				•	•	•					
	100	385											
	110	423											
	120	462										•	
	130	500											
	140	467								•			
	150	500											
	160	533											
	170	567				•	•						
	180	600											•
	190	633											
	200	667									•		•
	220	733											
	240	800											
	260	867									•		
280	933												
300	1000						•						
350	1167												
400	1333												

Well-suited

Very well-suited



What is sound and how to read product labels?

Discover more about sound of air compressors. By properly reading labels and values you'll be able to take informed decisions, successfully fulfilling your needs.

The sound radiates from a specific source and it is resulting in a sound pressure fluctuation in the air. This means the sound pressure is the effect and the sound power is the cause. A similar process occurs when we are switching on the heating in a room. The electric heater is the source of heat and the change of temperature, in a specific space, is the effect. The input provided by the electrical power is a fixed one, independent of the environment.

When we are using the compressor in a space what we hear is the sound pressure that is, in other words, the relationship between the power of sound of the compressor itself and the environment.

The sound power level LWA dB(A) is expressed in decibels. As said, it represents the acoustic energy emitted by the machine. A standard 3HP air compressor has a sound power level of 93 dB(A).

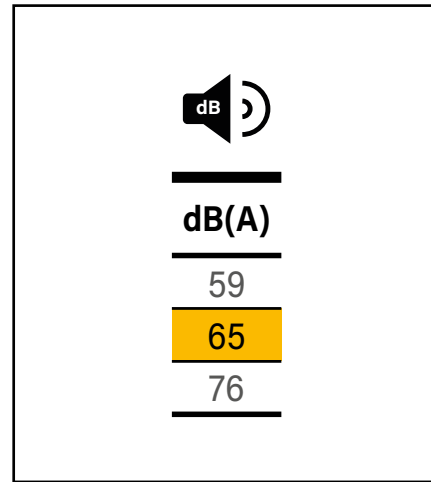
The sound pressure level LPA dB(A) is expressed in decibels. The same 3HP air compressor generates a sound pressure level equal to averagely 73 dB(A).

The precise LPA value is dependent on the distance between the source of power and the acoustic environment of propagation.

The standard distance used in this calculation by the industry is 4 meters between the user and machine. To sum it up: the sound power level of technical sound sources is usually around 10 to 15 dB higher than the sound pressure level at a distance of 1m, and around 20 dB higher for distance of 4m.

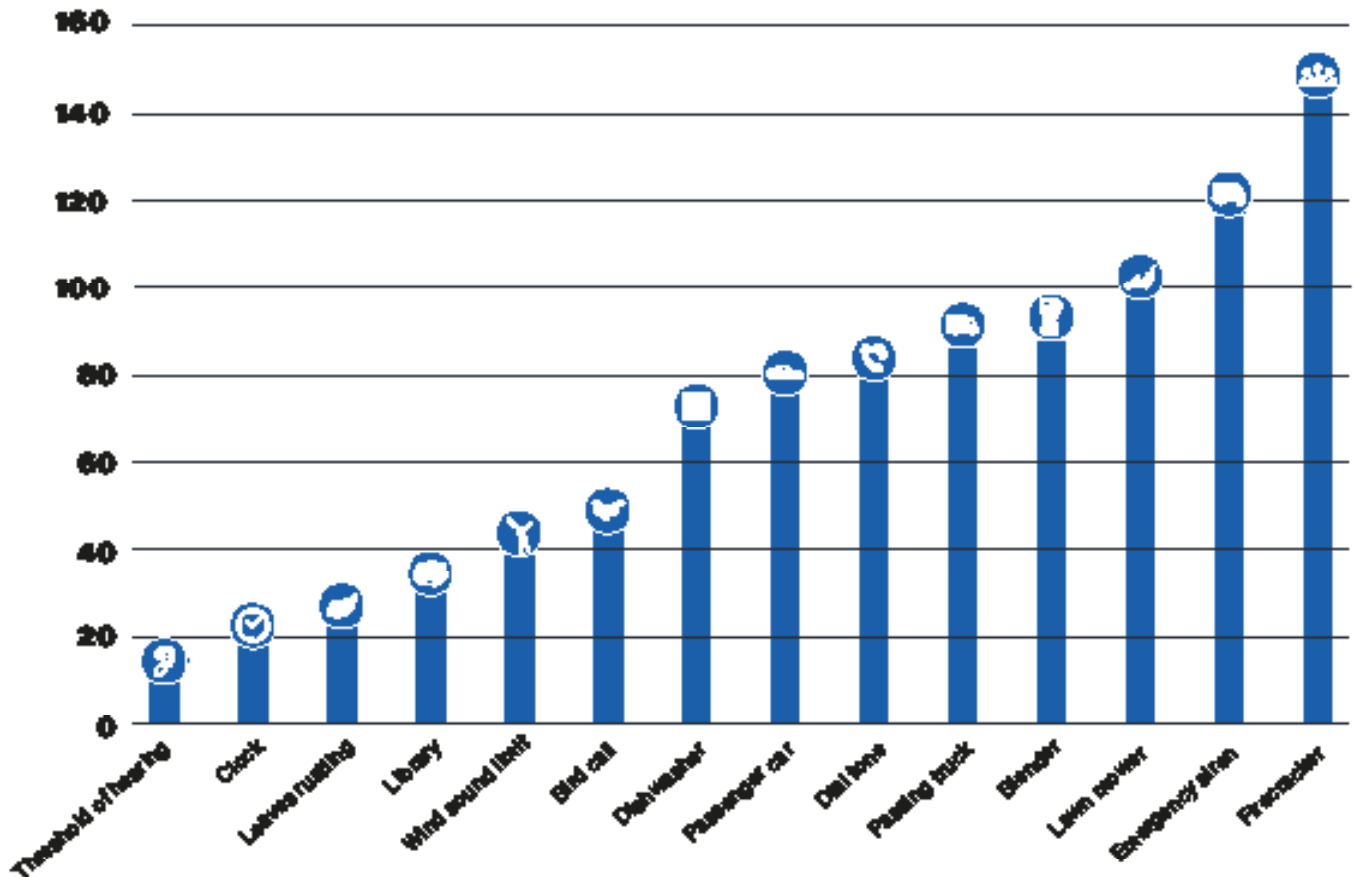


Value on compressors label: As regulated by CEE, the sound power (LWA) has to be shown on all the air compressors



Value showed on the catalogue. The value is in dB(A).

Comparison for a sound level dB(A)



Make the most of your ABAC air compressor

Air compressors have multiple uses and applications. By adopting the right configuration you can use specific tools to fulfill all your goals. ABAC products are essential for both professionals and hobbyists and are designed for almost any kind of manufacturing or industrial application process that requires compressed air versatility.



Automotive applications

Learn more about daily duties like inflating, blowing, stapling, professional painting.

Building and Woodworking applications

Professionals and DIYers' visions and projects are made possible by compressed air systems, discover the most common ones such as hammering, drilling, nailing and many more.

Agriculture and Garden applications

From food industry relying on crop sprayers and conveyors systems to gardeners and farmers benefiting from dedicated tools, the need of compressed air is constantly growing.

Quality Air applications

When air treatment becomes essential? Sterilised and sanitised rooms, medical laboratories and, in general, when air has to be clean, pure and bacteria-free..

Industrial applications

The most common entail the manufacturing of individual parts as well as the creation of complete products. Installation flexibility and versatility is what makes compressed air one fundamental asset of industries.

Index

15	Hobby and DIY
25	Professional
28	Special Design
32	Oil-Free Air Compressor
46	Oil-Free Silent Air Compressors
67	Legendary Air Compressors
96	Engine Petrol and Diesel
102	CleanAir
111	Air Screw Compressor
137	Quality Air
155	Air Distribution
179	Tools and Accessories
215	Service Kits
238	Point of Sales
239	Connectivity and Digital Business
240	General List

Technical data symbols



Tank capacity



Air displacement



Engine power



Dimensions in mm



Units number



FAD



Ean code



Pump



Voltage



Pressure in bar



LwA Noise level in dB(A)
SPL Sound pressure at 4 meters in dB(A)



Weight in kg



Cylinders



Type of fuel



F = fixed
C = wheels
V = vertical



Hobby and DIY

Compressed air for great DIY projects.

Find your simple, easy, reliable air compressor.

Our DIY product range offerings, are compact, light and easy to carry, making it easy to fulfil even your most demanding needs. Thanks to the multiple configurations and smart design, our compressors can deal with a multitude of applications.

Are you worried about unmanageable, complicated and complex maintenance? Take a seat, there's no maintenance need with our oil less technologies and service procedures: you can carry out everything in your home garage or workshop.



Hobby and DIY

6 litres, 1.5 HP

Reliability

Strong plastic cover

User-friendly

Simple on/ off switch and easy pressure setting



Applications

- Inflating
- Blowing
- Spray pistoling
- Hobby painting
- Nailing and stapling



Easy to carry



VENTO B15
1.5 hp, 6 litres



Model	Part number	L	config.	l/min	Oil	Pump	HP	kW	rpm	Volts	Bar	dB(A)	LxWxH (mm)	kg	Price
VENTO B15	1129100008	6	F	160	Oil-free	B15	1,5	1.1	2450	230/1/50	8	NA	360x300x480	11	

Hobby and DIY






24 litres, 1.5-2 HP



POLE POSITION B20
2 hp, 24 litres, lubricated



Applications

-  Inflating
-  Blowing
-  Spray pistoling
-  Hobby painting
-  Nailing and stapling



Model	Part number	L	config.	l/min	Oil	Pump	HP	kW	rpm	Volts	Bar	dB(A)	LxWxH (mm)	kg	Price
POLE POSITION B15	1129100009	24	C	160	Oil-free	B15	1,5	1.1	2450	230/1/50	8	NA	610x320x590	18	
POLE POSITION B20	1129981008	24	C	190	Lubricated	B20	2	1.5	2850	230/1/50	8	NA	610x310x580	24	

Hobby and DIY

50 litres, 2 HP



User-friendly

Easy to read oil level gauges

Performance

Proven and reliable technology

Performance

Large amount of compressed air at low temperature



B 26/50 CM2
2 hp, 50 litres, lubricated



MONTECARLO B20
2 hp, 50 litres, lubricated

Flexibility
Strong big wheels



Model	Part number	L	config.	l/min	Oil	Pump	HP	kW	rpm	Volts	Bar	dB(A)	LxWxH (mm)	kg	Price
MONTECARLO B20	1129981009	50	C	190	Lubricated	B20	2	1.5	2850	230/1/50	8	NA	770x430x660	32	
B26/50 CM2 V230	1121450003	50	C	210	Lubricated	B26	2	1.5	1400	230/1/50	10	NA	1010x360x730	50	

Hobby and DIY


90 litres, 2-3 HP

User-friendly


Easy to read oil level gauges

Performance

Proven and reliable technology



Air outlet with quick coupling



Pumps with traditional piston and cast iron cylinder



Flexibility

Strong wheels for easy moving

Stability

Anti-vibration foot for increased stability

B26/90 CM2
2 hp, 90 litres, lubricated



Model	Part number	L	config.	l/min	Oil	Pump	HP	kW	rpm	Volts	Bar	dB(A)	LxWxH (mm)	kg	Price
B26/90 CM2 V230	1121450004	90	C	210	Lubricated	B26	2	1.5	1400	240/1/50	10	NA	1100x400x830	62	
B26B/90 CM3 V230	1121450005	90	C	240	Lubricated	B26B	3	2.2	1600	230/1/50	10	NA	1100x400x830	64	

Hobby and DIY

150 litres, 2-3 HP

User-friendly
Easy to read oil level gauges



Mobility
Pivot wheels

Flexibility
Strong wheels for easy moving

B26/150 CM3
3 hp, 150 litres, lubricated



Applications

- Inflating
- Blowing
- Spray pistoling
- Hobby painting
- Nailing and stapling



Model	Part number	L	config.	l/min	Oil	Pump	HP	kW	rpm	Volts	Bar	dB(A)	LxWxH (mm)	kg	Price
B26B/150 CM3 V230	1121450006	150	C	240	Lubricated	B26B	3	2.2	1600	230/1/50	10	NA	1360x540x1060	90	

Hobby and DIY

200 litres, 3 HP

User-friendly

Easy to read oil level gauges

Performance

Proven and reliable technology



Mobility

Pivot wheels



Applications

- Inflating
- Blowing
- Spray pistoning
- Hobby painting
- Nailing and stapling

B26B/200 CM3
3 hp, 200 litres, lubricated



Model	Part number	L	config.	l/min	Oil	Pump	HP	kW	rpm	Volts	Bar	dB(A)	LxWxH (mm)	kg	Price
B26B/200 CM3 V230	1121450007	200	C	240	Lubricated	B26B	3	2.2	1600	230/1/50	10	NA	1460x640x1140	102	

Hobby and DIY

24 - 50 - 90 litres, 2 HP Black range



Reliability

Cooling air flow directly on hot parts

User-friendly

Simple on/off push button and easy pressure setting



POLE POSITION B20
2 hp, 24 litres, lubricated



MONTECARLO B20
2 hp, 50 litres, lubricated

Stability

Anti-vibration foot for increased stability



Model	Part number	Plug	L	config.	l/min	Oil	Pump	HP	kW	rpm	Volts	Bar	dB(A)	LxWxH (mm)	kg	Price
POLE POSITION B20	1129102737		24	C	190	Lubricated	B20	2	1.5	2850	230/1/50	8	NA	610x310x580	24	
MONTECARLO B20	1129100581		50	C	190	Lubricated	B20	2	1.5	2850	230/1/50	8	NA	770x430x660	32	
B26/90 CM2 V230	1121450023		90	C	240	Lubricated	B26B	2	1.5	1600	230/1/50	10	NA	1100x400x830	64	

Hobby and DIY

24 - 50 litres, 2 HP

Reliability

Cooling air flow directly on hot parts

User-friendly

Simple on/off push button and easy pressure setting



Flexibility

Strong wheels for easy moving

Stability

Anti-vibration foot for increased stability



Applications



Inflating



Blowing



Spray pistoling



Hobby painting



Nailing and stapling

MONTECARLO B20 2hp, 50 litres, lubricated



Model	Part number	L	config.	l/min	Oil	Pump	HP	kW	rpm	Volts	Bar	dB(A)	LxWxH (mm)	kg	Price
POLE POSITION B20	1129102779	24	C	190	Lubricated	B20	2	1.5	2850	230/1/50	8	NA	610x310x580	24	
MONTECARLO B20	1129102780	50	C	190	Lubricated	B20	2	1.5	2850	230/1/50	8	NA	770x430x660	32	



Professional

Looking for a compressed air professional solution? Find out our full dedicated range of products

From professional pneumatic tools to air piping systems ABAC is the perfect partner to lead the boost of your business. Oil free or oil injected, portable or stationary, we have developed a wide and complete air compressors portfolio (1 HP to 30 HP) in order to support your work daily and drive profitable, ambitious growth.



01 Special Design



XPN 015

Wall mounted air compressors with hose reel

No vessel, 2 hp, direct driven, single stage, oilfree, 10 mt hose, 8.5kg, working pressure up to 8 bars, 68 db(a) SPL.



Multibox

Box-shaped air compressors with trolley base

6 litres vessel size, direct driven, single stage, oilfree, working pressure up to 8 bars.

02 Oil free Air Compressor

 Oilfree



Reduced environmental footprint air compressors

From 0 to 270 lt vessel size, from 1.5 to 4 hp power, direct and belt driven, from 5 to 128 kg, wheeled and portable versions.

03 Silent Air Compressor



Lowering workplace noise level

From 0 to 500 lt vessel size, from 0.75 to 10 hp power, integrated dryer solutions, direct and belt driven, from 15 to 448 kg, multiple canopy versions, both oil lubricated and oil-free.

04 The legendary range



Reliable, efficient, easy-to-use machines

From 0 to 900 lt vessel size, from 2 to 20 hp power, both standard and vertical vessel configurations, single and double stage, working pressure up to 15 bar.

05 Engine Air



Petrol and diesel portable engine driven air compressors

From 2.5 to 270 lt vessel size, from 4.8 to 17 hp power, petrol and diesel-engined.

06 Clean Air



High quality, pure air compressors

From 0 to 270 litres vessel size, from 1,5 to 10 hp power, oilfree technology, from 62 to 64 db(a) SPL, central control panel.

07 Air Screw compressors



Reliable, cost-efficient Oil Injected screw air compressors

Oil injected, from 2 to 22 kW, from 15 to 30 hp power, high amount of air displacement, from 60 to 70 db(a) SPL noise level.

08 Quality Air

09 Air Distribution

10 Tools

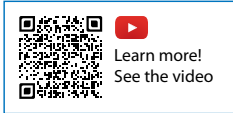

11 Service kits

12 Digital tools

Special Design

XPN O15

air compressor with hose reel



Wall-mounted

Branded shroud with appealing, slim design. Light weight and easy to install everywhere

Extremely compact size

Fully-enclosed pump and 10 meter hose reel

Scan and learn

With the QR CODE fast connection to the whole world XPN O15! Video, tutorial, manual instruction and much more, scan and find out!

Suitable for any space requirement

Revolving and retractable hose

One-of-a-kind design

Exclusive, innovative, patented design

Plug and play
ON-OFF Button



Wide selection of tool kits.
Pick your tool!



XPN O15
1.5 HP



Model	Part number	L	config.	l/min	Oil	Pump	HP	kW	rpm	Volts	Bar	dB(A)	L x W x H (mm)	kg	Price
XPN O15 ABAC	1129740357	/	Wall mounted	160	Oil-free	O15	1,5	1.1	2450	230/1/50Hz-60Hz	8	68	278x378x442	8,5	

Air tool kits

Your dedicated universal air-outlet

Our air tool kits support you in a wide range of solutions, being tailored for specific applications like inflating, panting and stapling.


PREMIUM KIT

PAINTING KIT

BIKE KIT

INFLATING KIT

STAPLER KIT


Description		Part number	LxPxA (mm) with box	kg	Price
INFLATING KIT	Inflating pistol - Sets metal inflating nozzle - Adaptor (pistol-nozzle) - Sets plastic inflating nozzle	1129706266	365x305x120	1,6	
PAINTING KIT	Spray pistol - Manometer - Pair of gloves - Paper mask	1129706267	365x305x120	1,7	
BIKE KIT	Inflating pistol - Washing pistol - Inflating nozzle	1129706268	365x305x120	2	
STAPLER KIT	Staple / Nail pistol - Safety glasses - Lubricating oil - Staples and nails	1129706269	345x235x72	2,1	
PREMIUM KIT	Inflating kit - Painting kit - Bike kit - Stapler kit	1129706424	377x315x455	7,4	


PALPACK XPN 015 AND KITS


**PALPACK XPN 015 TRD
PALPACK XPN 015 GDO**


Model	Part number	Quantity	LxPxA (mm) with box	kg	Price
PALPACK XPN 015 TRAD.	1129740428	18 pcs XPN 015	1200x800x1025	158	
PALPACK XPN 015 GDO	1129740439	18 pcs XPN 015	1200x800x1025	158	
PALPACK XPN 015 AND KITS	1129740429	10 pcs XPN 015 - 4 pcs Stapler Kit - 5 pcs Inflating Kit - 4 pcs Bike Kit - 3 pcs Painting Kit	1200x800x1025	120	

Ready to go: The palpack is ready-to-go. Remove external film, open and fold the hard-cover case: the crowner will be already made.

Special Design

Multibox



Applications

- Inflating
- Blowing
- Spray pistoling
- Hobby painting
- Nailing and stapling



Model	Part number	L	config.	l/min	Oil	Pump	Watt	rpm	Volts	Bar	dB(A)	LxWxH (mm)	kg	Price
MULTIBOX COMPRESSOR	1121010040	6	F	160	Oil-free	O15	1100	2450	230/1/50	8	68	396x296x322	12,7	
MULTIBOX COMBY	1121010041	6	F	160	Oil-free	O15	1100	2450	230/1/50	8	68	520x360x618	16,8	

Compatible System:

MULTIBOX can be combined in various ways, so that compressors machine tools and accessories are stored at hand and securely.

Main advantages:

- Perfect system thanks to its combinability with all the components
- Optimal work comfort thanks to control panel
- Extremely robust with proven quality
- Low maintenance oil-free unit
- Great working radius thanks to a 4 m connection cable
- Integrated cable compartment for connection cable



Extremely robust

Multibox provides perfect protection of the sensitive parts and good storage.



MULTIBOX COMPRESSOR
Air compressors



MULTIBOX STORAGE
Tools storage box



MULTIBOX TRAY
Tray with castor wheels



Oil-Free Air Compressors



Reducing the environmental footprint today to live in a better world tomorrow.



Air/water spraying



Air/water professional spraying



Inflating



Blowing



Hobby painting



Spray pistoling



Nailing and stapling

Our actions and ways of thinking cannot overlook or step aside this. ABAC has always been on the edge of new technologies and today more than ever takes responsibility of and cares about sharing an eco-friendly vision.

The development of products created for a better environment has resulted in new ABAC Zero series release. The range sits and will sit undoubtedly at the forefront of ABAC offer from now on. Revolution nonetheless has just begun, together with ABAC Zero other low environmental footprint projects are running, legitimizing a legacy for advanced and groundbreaking machines. Stay tuned!

Why go oil-free?

Pollution-free: Oil-free means no oils. The vessel remains clean during the everyday usages, the transportation of the machine is worry-free as well. In addition, there is no more scraped oil to be removed so that both tools downstream and the floor will stay grease-free.

Sturdiness: Oil-free air technologies by ABAC rely on cast iron cylinders able to keep the machine running cooler and, thanks to the no oil configuration, it maintains an optimal efficiency whilst withstanding extremely cold conditions.

Extended lifetime/Cost reduction: How much time the compressor will last depends on several factors. The correct maintenance is paramount to this perspective. Lubed air compressors require longer and more frequent operations compared to oil-free ones. When choosing an oil-free air compressor, missing or failed maintenance is not a problem anymore and, on top of that, the costs reduction is accomplished daily.

Stay risk-free. Stay oil-free

Highlights

SUITCASE 6
1,5 hp, 6 litres, oil-free



POLE POSITION 020P
2 hp, 24 litres, oil-free

PRO A29B-0 150 CM2
3 hp, 100 litres, oil-free





Oilfree

Light & Carry

0 litres, 1.5 HP

Always with you
Light and easy to carry

Simple storage
Tool compartment



SUITCASE 0
1.5 HP, oil-free



Applications

- Inflating
- Blowing
- Spray pistoling
- Hobby painting
- Air/water spraying



Spiral hose with universal tools mount.



Model	Part number	L	config.	l/min	Oil	Pump	HP	kW	rpm	Volts	Bar	dB(A)	LxWxH (mm)	kg	Price
SUITCASE 0	2236115858	-	F	160	Oil-free	O15	1,5	1.1	2450	230/50/1	8	68	314x200x347	5	

Oilfree

Light & Carry

6 litres, 1,5 to 2 HP



Simple storage
Tool compartment

Plug and play
ON-OFF Button

User-friendly
Easy to read and suitably positioned regulators

Flexibility
Universal air outlet

Comfort
Solid shock absorber feet

SUITCASE 6
1,5 hp, 6 litres, oil-free

OIL FREE


Model	Part number	L	config.	l/min	Oil	Pump	HP	kW	rpm	Volts	Bar	dB(A)	LxWxH (mm)	kg	Price
SUITCASE 6	2236115861	6	F	160	Oil-free	O15	1.5	1.1	2450	230/1/50	8	68	325x233x536	10	
START O20P	1121020388	6	F	230	Oil-free	O20P	2	1.5	2850	230/1/50	8	75	420x330x430	14	

Oilfree

Light & Carry

9 litres, 2 HP

10 litres, 2 HP



User-friendly

Easy to read and suitably positioned regulators



START ROLLCAGE O20P
2 hp, 9 litres, oil-free



Comfort

Stability improving and noise reducing rubber dampers




Model	Part number	L	config.	l/min	Oil	Pump	HP	kW	rpm	Volts	Bar	dB(A)	LxWxH (mm)	kg	Price
START ROLLCAGE O20P	1121020309	9	C	230	Oil-free	O20P	2	1.5	2850	230/1/50	8	75	455x475x500	19	
SILVERSTONE O20P	1121090033	10	C	230	Oil-free	O20P	2	1.5	2850	230/1/50	8	75	420x330x635	20	

Oilfree

Direct Driven

24 litres, 1,5 to 2 HP



Applications

- Inflating
- Blowing
- Spray pistoling
- Hobby painting
- Orbital sanding

User-friendly
Big pressure gauges for easy handling



Stability
Anti-vibration foot for increased stability

POLE POSITION 020P
2 hp, 24 litres, oil-free



Model	Part number	L	config.	l/min	Oil	Pump	HP	kW	rpm	Volts	Bar	dB(A)	LxWxH (mm)	kg	Price
POLE POSITION 020P	1121210969	24	C	230	Oil-free	O20P	2	1.5	2850	230/1/50	8	75	610x310x625	22	



Oilfree

Direct Driven

50 litres, 2 HP



User-friendly

Easy to read and suitably positioned regulators



MONTECARLO O20P
2 hp, 50 litres, oil-free



Model	Part number	L	config.	l/min	Oil	Pump	HP	kW	rpm	Volts	Bar	dB(A)	LxWxH (mm)	kg	Price
O20P/50 VERTICAL	1121360801	50	C	205	Oil-free	O20P	2	1.5	2850	230/1/50	8	75	800x380x680	60	
MONTECARLO O20P	1121360898	50	C	230	Oil-free	O20P	2	1.5	2850	230/1/50	8	75	770x430x705	30	

Oilfree

Belt Driven

27 litres, 2 HP

Innovative design
Special belt guard design
for improved cooling



Oil free
No need for oil change
and reduced maintenance

PRO A29B-0 27 CM2
2 hp, 27 litres, oil-free



Applications

- Inflating
- Blowing
- Spray pistoling
- Hobby painting
- Nailing and stapling




Model	Part number	L	config.	l/min	Oil	Pump	HP	kW	rpm	Volts	Bar	dB(A)	LxWxH (mm)	kg	Price
PRO A29B-0 27 CM2	4116000266	27	C	255	Oilfree	A29B-0	2	1,5	1075	230/1/50	10	94	810x390x710	43	
PRO A29B-0 27 CT2	4116000267	27	C	255	Oilfree	A29B-0	2	1,5	1075	400/3/50	10	94	810x390x710	43	

Oilfree

Belt Driven

50 litres, 2-3 HP



Performance

Slow speed pump design reduces operating temperatures

Oil free

No need for oil change and reduced maintenance



PRO A29B-0 50 CM2
2 hp, 50 litres, oil-free




Model	Part number	L	config.	l/min	Oil	Pump	HP	kW	rpm	Volts	Bar	dB(A)	LxWxH (mm)	kg	Price
PRO A29B-0 50 CM2	4116000268	50	C	255	Oil-free	A29B-0	2	1,5	1075	230/1/50	10	94	870x370x780	49	
PRO A29B-0 50 CT2	4116000269	50	C	255	Oil-free	A29B-0	2	1,5	1075	400/3/50	10	94	870x370x780	49	
PRO A29B-0 50 CM3	4116000274	50	C	320	Oil-free	A29B-0	3	2,2	1300	230/1/50	10	96	940x410x800	58	
PRO A29B-0 50 CT3	4116000275	50	C	320	Oil-free	A29B-0	3	2,2	1300	400/3/50	10	96	940x410x800	58	

Oilfree

Belt Driven

100 litres, 2 to 3 HP



Innovative design

The special belt guard design improves the air cooling

Flexibility

Double outlet



Flexibility

Large wheels for stable operation

Oil free

No need for oil change and reduced maintenance



PRO A29B-0 100 CM3
2 hp, 100 litres, oil-free



Model	Part number	L	config.	l/min	Oil	Pump	HP	kW	rpm	Volts	Bar	dB(A)	LxWxH (mm)	kg	Price
PRO A29B-0 100 CM2	4116000270	100	C	255	Oil-free	A29B-0	2	1,5	1075	230/1/50	10	94	1010x415x900	56	
PRO A29B-0 100 CT2	4116000271	100	C	255	Oil-free	A29B-0	2	1,5	1075	400/3/50	10	94	1010x415x900	56	
PRO A29B-0 100 CM3	4116000276	100	C	320	Oil-free	A29B-0	3	2.2	1300	230/1/50	10	96	1010x415x900	56	
PRO A29B-0 100 CT3	4116000277	100	C	320	Oil-free	A29B-0	3	2.2	1300	400/3/50	10	97	1010x415x900	56	
PRO A39B-0 100 CM3	4116000284	100	C	393	Oil-free	A39B-0	3	2.2	1050	230/1/50	10	96	1180x460x930	72	
PRO A39B-0 100 CT3	4116000285	100	C	393	Oil-free	A39B-0	3	2.2	1050	400/3/50	10	97	1180x460x930	72	

Oilfree

Belt Driven

150 litres, 2 to 3 HP



Reliability
Cast iron cylinder



PRO A29B-0 150 CM2
3 hp, 100 litres, oil-free

User-friendly
Pivoting locking wheel



PRO A29B-0 150 CM2	4116000272	150	C	255	Oil-free	A29B-0	2	1,5	1075	230/1/50	10	94	1375x420x950	87	
PRO A29B-0 150 CT2	4116000273	150	C	255	Oil-free	A29B-0	2	1,5	1075	400/3/50	10	94	1375x420x950	87	
PRO A29B-0 150 CM3	4116000278	150	C	320	Oil-free	A29B-0	3	2,2	1300	230/1/50	10	96	1375x420x950	87	
PRO A29B-0 150 CT3	4116000279	150	C	320	Oil-free	A29B-0	3	2,2	1300	400/3/50	10	97	1375x420x950	87	
PRO A39B-0 150 CM3	4116000286	150	C	393	Oil-free	A39B-0	3	2,2	1050	230/1/50	10	96	1375x420x950	87	
PRO A39B-0 150 CT3	4116000287	150	C	393	Oil-free	A39B-0	3	2,2	1050	400/3/50	10	97	1375x420x950	87	

Oilfree

Belt Driven

200 litres, 3 HP



Innovative design
Special belt guard design for improved cooling

Performance
Proven and reliable technology

Oil free
No need for oil change and reduced maintenance



PRO A39B-0 200 CM3
3 hp, 200 litres, oil-free




Model	Part number	L	config.	l/min	Oil	Pump	HP	kW	rpm	Volts	Bar	dB(A)	LxWxH (mm)	kg	Price
PRO A29B-0 200 CM3	4116000280	200	C	320	Oil-free	A29B-0	3	2.2	1300	230/1/50	10	96	1500x470x1110	91	
PRO A29B-0 200 CT3	4116000281	200	C	320	Oil-free	A29B-0	3	2.2	1300	400/3/50	10	97	1500x470x1110	91	
PRO A39B-0 200 CM3	4116000288	200	C	393	Oil-free	A39B-0	3	2.2	1050	230/1/50	10	96	1500x470x1110	91	
PRO A39B-0 200 CT3	4116000289	200	C	393	Oil-free	A39B-0	3	2.2	1050	400/3/50	10	97	1500x470x1110	91	
PRO A39B-0 200 CT4	4116000292	200	C	486	Oil-free	A39B-0	4	3	1300	400/3/50	10	96	1530x595x1160	138	

Oilfree

Belt Driven

270 litres, 3 to 4 HP



Performance

Great airflow over the pump



User-friendly

Pivoting locking wheel



PRO A39B-0 270 CM3
4 hp, 270 litres, lubricated



Model	Part number	L	config.	l/min	Oil	Pump	HP	kW	rpm	Volts	Bar	dB(A)	LxWxH (mm)	kg	Price
PRO A39B-0 270 CM3	4116000290	270	C	393	Oil-free	A39B-0	3	2.2	1050	230/1/50	10	96	1530x595x1160	138	
PRO A39B-0 270 CT3	4116000291	270	C	393	Oil-free	A39B-0	3	2.2	1050	400/3/50	10	97	1530x595x1160	138	
PRO A39B-0 270 CT4	4116000293	270	C	486	Oil-free	A39B-0	4	3	1300	400/3/50	10	97	1530x595x1160	138	



Silent Air Compressors



Lower the noise. Chose well-being



Air/water spraying



Air/water professional spraying



Inflating



Blowing



Hobby painting



Spray pistoling



Nailing and stapling

Noise pollution is one of the most impacting factors when dealing with air compressors. It doesn't matter if in private garages, small workshops or bigger workplaces: the noise radiating from air compressors can be quite harmful in several ways. With that said, thanks to an air compressor you will be able to carry out numerous operations and achieve great results undoubtedly.

However, if you are accustomed to environments where sound levels are high you know how struggling is the strain needed to communicate. The sound slows the workflow and puts workers at the risk of harm as well as jeopardizing the integrity of the machine. Moreover, the extended exposition to high sound pressure levels leads to hearing problems, sense of isolation and other physical issues as well. Thus, it is evident your business success does not only rely on great incomes, number of pieces manufactured, or services provided. On the contrary, a consistently relevant part of accomplishments depends on the

quality of environment in which operations takes places and on the efficiency of well-executed working processes.

ABAC Silent Air Compressor Range is all about this: bringing down the noise, increasing people health and keeping performances always on top. ABAC Silent series are designed to drive you towards a sustainable growth-oriented and environmentally friendly approach. Flexible and easy-to-use, strong and long-lasting

Highlights



PORTABLE ROLLCAGE OS15P

1.5 hp, 9 litres, oil-free

HOCKENHEIM OS15P

1.5 hp, 20 litres, oil-free



LN S2

10 hp, 500 litres

S A29B 90 CM2

2 hp, 90 litres, oil-free



Oilfree

Silent Direct Driven

6 litres, 0.75 to 2 HP



Comfort

Light-weight. Easy to carry wherever you need it



Stability

Reduced vibrations and noise thanks to rubber feet



START SILENT OS10P
1 hp, 6 litres, oil-free



Applications



Inflating



Blowing



Spray pistoling



Hobby painting



Nailing and stapling



User-friendly and clear pressure gauges

Comfort

Ergonomic handle for extra user comfort


Safety

No oil spillage


Reliability

Strong plastic cover

User-friendly

Simple on/ off switch and easy pressure setting

Easy to move

Including wheels to easily transport your compressor


START ROLLCAGE OS20P
 2 hp, 6 litres, oil-free

START SILENT O10P
 1 hp, 6 litres, oil-free


Model	Part number	L	config.	l/min	Oil	Pump	HP	kW	rpm	Volts	Bar	dB(A)	L x W x H (mm)	kg	Price
START SILENT OS7P	1129740290	6	F	140	Oil-free	OS7P	0,75	0,56	1420	230/50/1	8	63	363x279x521	17	
START SILENT O10P	1121020389	6	F	130	Oil-free	O10P	1	0,75	1450	230/50/1	8	59	420x330x430	15	
START SILENT OS10P	1129740325	6	F	165	Oil-free	OS10P	1	0,75	1420	230/50/1	8	63	363x279x521	17	
START ROLLCAGE OS15P	1129740615	6	C	195	Oil-free	OS15P	1,5	1,1	1420	230/50/1	8	65	335x415x352	24	
START SILENT OS15P	1129740291	6	F	195	Oil-free	OS15P	1,5	1,1	1420	230/50/1	8	65	363x279x521	19	
START ROLLCAGE OS20P	1129740616	6	C	230	Oil-free	OS20P	2	1,5	1420	230/50/1	8	65	335x415x352	24	
START SILENT OS20P	1129740292	6	F	230	Oil-free	OS20P	2	1,5	1420	230/50/1	8	65	363x279x521	19	



Model	Part number	L	config.	l/min	Oil	Pump	HP	kW	rpm	Volts	Bar	dB(A)	L x W x H (mm)	kg	Price
JUNIOR 30	8973005554	6	F	30	Lubricated	30	1	0,75	NA	230/1/50	8	40	340x340x500	18,8	

Oilfree

Silent Direct Driven

9 litres, 1.5 - 2 HP



Applications

- Washing
- Nailing and stapling
- Professional washing
- Blowing
- Impact wrenching



Safe and extra comfortable



PORTABLE ROLLCAGE OS15P 1.5 hp, 9 litres, oil-free

Model	Part number	L	config.	l/min	Oil	Pump	HP	kW	rpm	Volts	Bar	dB(A)	L x W x H (mm)	kg	Price
PORTABLE ROLLCAGE OS15P	1129740344	9	C	195	Oil-free	OS15P	1,5	1.1	1420	230/50/1	9	65	497x480x477	34	
PORTABLE ROLLCAGE OS20P	1129740300	9	C	230	Oil-free	OS20P	2	1.5	1420	230/50/1	9	65	497x480x477	34	

Model	Part number	L	config.	l/min	Oil	Pump	HP	kW	rpm	Volts	Bar	dB(A)	L x W x H (mm)	kg	Price
PRO 50	8973005552	9	F	50	Lubricated	50	-	NA	230/1/50	8	43	350x350x500	24,4		

Oilfree

Silent

10 litres, 0.75 to 2 HP



Tidy workspace

Double hook to keep cables in place



Comfort

Ergonomic handle for extra user comfort



Applications

- Washing
- Nailing and stapling
- Professional washing
- Blowing
- Impact wrenching



With dashboard



SILVERSTONE OS20P
2 hp, 10 litres, oil-free

Easy to move

Including wheels to easily transport your compressor



Model	Part number	L	config.	l/min	Oil	Pump	HP	kW	rpm	Volts	Bar	dB(A)	L x W x H (mm)	kg	Price
SILVERSTONE OS7P	1129740293	10	C	140	Oil-free	OS7P	0,75	0.56	1420	230/50/1	9	63	398x332x627	22	
SILVERSTONE OS15P	1129740330	10	C	195	Oil-free	OS15P	1,5	1.1	1420	230/50/1	9	65	398x332x627	24	
SILVERSTONE OS20P	1129740295	10	C	230	Oil-free	OS20P	2	1.5	1420	230/50/1	9	65	398x332x627	24	

Oilfree

Silent Direct Driven

15 litres, 1.5 - 2 HP



Comfort
Foldable high handle

User-friendly
Clear and nicely designed regulators

Flexibility
Dual outlet to multi task

Comfort
Large wheels and strong bumpers



GO CART OS20P
2 hp, 15 litres, oil-free



TROLLEY OS15P
1.5 hp, 15 litres, oil-free



Model	Part number	L	config.	l/min	Oil	Pump	HP	kW	rpm	Volts	Bar	dB(A)	L x W x H (mm)	kg	Price
GO CART OS15P	1129740613	15	C	195	Oil-free	OS7P	1,5	1,1	1420	230/50/1	9	65	573x620x873	41	
TROLLEY OS15P	1129740617	15	F	195	Oil-free	OS7P	1,5	1,1	1420	230/50/1	9	65	828x499x415	40	
GO CART OS20P	1129740614	15	C	230	Oil-free	OS20P	2	1,5	1420	230/50/1	9	65	573x620x873	41	
TROLLEY OS20P	1129740618	15	F	230	Oil-free	OS20P	2	1,5	1420	230/50/1	9	65	828x499x415	40	

Oilfree

Silent

20 litres, 1.5 - 2 HP



Comfort

Ergonomic handle for extra user comfort



Innovative design

Enclosed pump to reduce noise and improve safety

Easy to move

Including wheels to easily transport your compressor



Applications

- Washing
- Nailing and stapling
- Professional washing
- Blowing
- Impact wrenching



With dashboard



HOCKENHEIM OS15P
1.5 hp, 20 litres, oil-free



Model	Part number	L	config.	l/min	Oil	Pump	HP	kW	rpm	Volts	Bar	dB(A)	L x W x H (mm)	kg	Price
HOCKENHEIM OS15P	1129740335	20	C	195	Oil-free	OS15P	1,5	1,1	1420	230/50/1	9	65	479x385x793	33	
HOCKENHEIM OS20P	1129740336	20	C	230	Oil-free	OS20P	2	1,5	1420	230/50/1	9	65	479x385x793	33	

Oilfree

Silent Direct Driven

24 litres, 1,5 - 2 HP



Easy maintenance

Oil-free and direct-driven, the OS series requires limited maintenance. Less time for servicing, more time to work.

Safety

The enclosed design of the pump protects your hands from hot and moving parts, allowing you to work without worries.

Innovative design

Enclosed pump to reduce noise and improve safety



Plug and Play

OS compressors are plug and play, only requirement is single phase electrical supply and turn on compressor.



POLE POSITION OS15P
2 hp, 24 litres, oil-free



Model	Part number	L	config.	l/min	Oil	Pump	HP	kW	rpm	Volts	Bar	dB(A)	L x W x H (mm)	kg	Price
POLE POSITION OS15P	1129740296	24	C	195	Oil-free	OS15P	1,5	1.1	1420	230/50/1	9	65	616x300x574	24	
POLE POSITION OS20P	1129740297	24	C	230	Oil-free	OS20P	2	1.5	1420	230/50/1	9	65	616x300x574	24	

Oilfree

Silent

50 litres, 1.5 - 2 HP



Innovative design

Enclosed pump to reduce noise and improve safety

User-friendly

Simple on/off push button and easy pressure setting



Easy to move

Including wheels to easily transport your compressor



MONTECARLO OS20P
2 hp, 50 litres, oil-free



Model	Part number	L	config.	l/min	Oil	Pump	HP	kW	rpm	Volts	Bar	dB(A)	L x W x H (mm)	kg	Price
MONTECARLO OS15P	1129740298	50	C	195	Oil-free	OS15P	1,5	1.1	1420	230/50/1	9	65	806x385x609	32	
MONTECARLO OS20P	1129740299	50	C	230	Oil-free	OS20P	2	1.5	1420	230/50/1	9	65	806x385x609	32	

Silent Belt Driven

0 litres, 4 to 10 HP



Reliability in any conditions

Efficient cooling system using large flywheel

Easy to read
Pressure gauge on the front panel, at ergonomic level



LN SILENT S1
4 hp, 0 litres

Lower noise level
Antivibration pads



Canopy S1
Base and tank mount, DOL



Canopy S2
Integrated cubicle, dryer, cooling fan, DOL and YD

NEW



Model	Part number	Canopy size	L	config.	l/min	Oil	Pump	HP	kW	rpm	Volts	Bar	dB(A)	L x W x H (mm)	kg	Price
LN1 A39B 0 T4 DOL	4116026050	S1	0	F	490	Lubricated	A39B	4	3	1300	400/3/50	10	68	750x 580x761	170	
LN1 A49B 0 T4 DOL	4116026049	S1	0	F	553	Lubricated	A49B	4	3	1300	400/3/50	11	69	750x 580x761	170	
LN2 A49B 0 T4 DOL	4116026000	S2	0	F	553	Lubricated	A49B	4	3	1300	400/3/50	11	69	1000x 738x 955	170	
LN1 A49B 0 T5,5 DOL	4116026053	S1	0	F	598	Lubricated	A49B	5,5	4	1400	400/3/50	11	69	750x 580x 761	170	
LN1 B5900 0 T5,5 DOL	4116026059	S1	0	F	570	Lubricated	B5900B	5,5	4	1200	400/3/50	11	67	750x 580x 761	170	
LN2 B5900 0 T5,5 DOL	4116026002	S2	0	F	570	Lubricated	B5900B	5,5	4	1200	400/3/50	11	67	1000x 738x 955	177	
LN2 B5900 0 T5,5 YD	4116026003	S2	0	F	570	Lubricated	B5900B	5,5	4	1200	400/3/50	11	67	1000x 738x 955	181	
LN2 B5900 0 T5,5 DOL MEPS	4116026004	S2	0	F	570	Lubricated	B5900B	5,5	4	1200	400/3/50	11	67	1000x 738x 955	177	
LN2 B6000 0 T7,5 DOL	4116026011	S2	0	F	660	Lubricated	B6000	7,5	5,5	1150	400/3/50	11	68	1000x 738x 955	240	
LN2 B6000 0 T7,5 YD	4116026012	S2	0	F	660	Lubricated	B6000	7,5	5,5	1150	400/3/50	11	68	1000x 738x 955	240	
LN2 B6000 0 T7,5 DOL 10B	4116026013	S2	0	F	660	Lubricated	B6000	7,5	5,5	1150	400/3/50	10	68	1000x 738x 955	240	
LN2 B6000 0 T7,5 DOL MEPS	4116026014	S2	0	F	660	Lubricated	B6000	7,5	5,5	1150	400/3/50	12	68	1000x 738x 955	240	
LN2 B7000 0 T10 DOL	4116026019	S2	0	F	1070	Lubricated	B7000	10	7,5	1150	400/3/50	11	68	1000x 738x 955	253	
LN2 B7000 0 T10 YD	4116026020	S2	0	F	1070	Lubricated	B7000	10	7,5	1150	400/3/50	11	68	1000x 738x 955	253	
LN2 B7000 0 T10 DOL MEPS	4116026021	S2	0	F	1070	Lubricated	B7000	10	7,5	1150	400/3/50	15	68	1000x 738x 955	253	
LN2 B7000 0 T10 YD 10B	4116026022	S2	0	F	1070	Lubricated	B7000	10	7,5	1150	400/3/50	10	68	1000x 738x 955	253	

Silent Belt Driven

27 litres, 2 - 3 HP



Lower noise level
Cooling air flow optimized to reduce noise

Use-friendly, easy to use interface
Control panel with pressure regulator, pressure gauges (tank pressure and working pressure) and hour counter



LN SILENT S0
3 hp, 27 litres

Easy access to service
Dismountable front and back panels

Easy to use
Double air outlet with quick connections integrated in the canopy



Applications

-  Professional blowing
-  Rotorbital sanding
-  Painting
-  Professional washing
-  Professional gravity painting




Canopy S0
Integrated air tank 27l

NEW


Model	Part number	Canopy size	L	config.	l/min	Oil	Pump	HP	kW	rpm	Volts	Bar	dB(A)	L x W x H (mm)	kg	Price
LN0 A29 27 M2 DOL	4116026077	S0	27	F	255	Lubricated	A29	2	1,5	1075	230/1/50	10	61	761x 430x845	86	
LN0 A29 27 T2 DOL	4116026328	S0	27	F	255	Lubricated	A29	2	1,5	1075	400/3/50	10	61	761x 430x845	86	
LN0 A29B 27 M3 DOL	4116026329	S0	27	F	320	Lubricated	A29B	3	2,2	1350	230/1/60	10	62	761x 430x845	87	
LN0 A29B 27 T3 DOL	4116026330	S0	27	F	320	Lubricated	A29B	3	2,2	1350	400/3/50	10	62	761x 430x845	87	
LN0 A29B 27 M3 DOL MEPS	4116026331	S0	27	F	320	Lubricated	A29B	3	2,2	1350	230/1/60	10	62	761x 430x845	87	

Silent Belt Driven

90 litres, 2 HP



Performance
Standard aftercooler

Innovative design
The special belt guard design improves the air cooling

Comfort
Noise reducing cover

User-friendly
Easy to use opening/closing system for maintenance

Reliability
High quality pressure switch

Easy to open and close



S A29B 90 CM2
2 hp, 90 litres, lubricated



S A29B 90 FM2
2 hp, 90 litres, lubricated

Maneuverability
Easy to move



Model	Part number	L	config.	l/min	Oil	Pump	HP	kW	rpm	Volts	Bar	dB(A)	L x W x H (mm)	kg	Price
S A29B 90 CM2	4116007346	90	C	255	Lubricated	A29B	2	1.5	1075	230/1/50	10	69	1010x415x980	59	
S A29B 90 CT2	4116007347	90	C	255	Lubricated	A29B	2	1.5	1075	400/3/50	10	69	1010x415x980	59	
S A29B 90 FM2	4116007358	90	F	255	Lubricated	A29B	2	1.5	1075	230/1/50	10	69	1010x415x980	59	
S A29B 90 FT2	4116007359	90	F	255	Lubricated	A29B	2	1.5	1075	400/3/50	10	90	1010x415x980	59	

Silent Belt Driven

100 - 150 litres, 2-3 HP



S A39B 150 CT3
3 hp, 150 litres, lubricated



Applications

- Professional blowing
- Rotorbital sanding
- Painting
- Professional washing
- Professional gravity painting



Easy to maintaince



Model	Part number	L	config.	l/min	Oil	Pump	HP	kW	rpm	Volts	Bar	dB(A)	L x W x H (mm)	kg	Price
S A29B 150 CM2	4116007348	150	C	255	Lubricated	A29B	2	1.5	1075	230/1/50	10	69	1375x420x1030	90	
S A29B 150 CT2	4116007349	150	C	255	Lubricated	A29B	2	1.5	1075	400/3/50	10	70	1375x420x1030	90	
S A29B 150 FT2	4116007361	150	F	255	Lubricated	A29B	2	1.5	1075	400/3/50	10	93	1375x420x950	87	
S A29B 150 FM2	4116007360	150	F	255	Lubricated	A29B	2	1.5	1075	230/1/50	10	69	1375x420x1030	90	
S A39B 150 FT3	4116007363	150	F	393	Lubricated	A39B	3	2.2	1050	400/3/50	10	93	1375x420x950	87	
S A39B 150 CM3	4116007350	150	C	393	Lubricated	A39B	3	2.2	1050	230/1/50	10	71	1375x420x1030	90	
S A39B 150 CT3	4116007351	150	C	393	Lubricated	A39B	3	2.2	1050	400/3/50	10	71	1375x420x1030	90	

NEW


Model	Part number	Canopy size	L	config.	l/min	Oil	Pump	HP	kW	rpm	Volts	Bar	dB(A)	L x W x H (mm)	kg	Price
LN1 A39B 100 M3 DOL	4116026392	S1	100	F	393	Lubricated	A39B	3	2,2	1050	230/1/50	10	65	1067x580x1060	180	
LN1 A39B 100 T3 DOL	4116026393	S1	100	F	393	Lubricated	A39B	3	2,2	1050	230/1/50	10	65	1067x580x1060	180	

Silent Belt Driven

200 litres, 3-4 HP



Applications

-  Professional blowing
-  Rotorbital sanding
-  Painting
-  Professional washing
-  Professional gravity painting



Small hood with minimal width

Comfort

Noise reducing cover

User-friendly

Easy to use opening/closing system for maintenance

Reliability

High quality pressure switch



S A39B 200 CT3
3 hp, 200 litres, lubricated

Maneuverability

Easy to move




S A39B 200 FM3
3 hp, 200 litres, lubricated



Model	Part number	L	config.	l/min	Oil	Pump	HP	kW	rpm	Volts	Bar	dB(A)	L x W x H (mm)	kg	Price
S A39B 200 FT3	4116007365	200	F	393	Lubricated	A39B	3	2.2	1050	400/3/50	10	93	1500x470x1110	91	
S A39B 200 CM3	4116007352	200	C	393	Lubricated	A39B	3	2.2	1050	230/1/50	10	71	1500x470x1190	94	
S A39B 200 CT3	4116007353	200	C	393	Lubricated	A39B	3	2.2	1050	400/3/50	10	71	1500x470x1190	94	
S A39B 200 CT4	4116007356	200	C	486	Lubricated	A39B	4	3	1300	400/3/50	10	74	1500x470x1190	94	

Silent Belt Driven

270 litres, 3 to 7,5 HP



Comfort
Noise reducing cover

User-friendly
Easy to use opening/closing system for maintenance

Reliability
High quality pressure switch

Innovative design
Hood with foam to reduce noise

User-friendly
Hour counter to indicate running hours



Maneuverability
Easy to move



Comfort
Easy oil check

Reliability
Proven pump technology

S A39B 270 CM3
3 hp, 270 litres, lubricated

S B5900B 270 FT5,5
5,5 hp, 270 litres, lubricated



LN SILENT S2
5,5 hp, 270 litres

NEW



Model	Part number	Canopy size	L	config.	l/min	Oil	Pump	HP	kW	rpm	Volts	Bar	dB(A)	L x W x H (mm)	kg	Price
LN1 A39B 270 M3 DOL	4116026047	S1	270	F	393	Lubricated	A39B	3	2,2	1050	230/1/50	10	65	1522x 580x1242	248	
LN1 A39B 270 T3 DOL	4116026048	S1	270	F	393	Lubricated	A39B	3	2,2	1050	400/3/50	10	65	1522x 580x1242	248	
LN1 A39B 270 T4 DOL	4116026052	S1	270	F	490	Lubricated	A39B	4	3	1300	400/3/50	10	68	1522x 580x1242	248	
LN1 A49B 270 T4 DOL	4116026051	S1	270	F	553	Lubricated	A49B	4	3	1300	400/3/50	11	69	1522x 580x 1242	248	
LN2 A49B 270 T4 DOL	4116026001	S2	270	F	553	Lubricated	A49B	4	3	1300	400/3/50	11	69	1516x 738x 1513	238	
LN1 A49B 270 T5,5 DOL	4116026055	S1	270	F	598	Lubricated	A49B	5,5	4	1400	400/3/50	11	69	1522x 580x 1242	248	
LN1 B5900 270 T5,5 DOL	4116026060	S1	270	F	570	Lubricated	B5900B	5,5	4	1200	400/3/50	11	67	1522x 580x 1242	248	
LN2 B5900 270 T5,5 DOL	4116026005	S2	270	F	570	Lubricated	B5900B	5,5	4	1200	400/3/50	11	67	1516x 738x 1513	153	
LN2 B5900 270 T5,5 YD	4116026006	S2	270	F	570	Lubricated	B5900B	5,5	4	1200	400/3/50	11	67	1516x 738x 1513	252	



Model	Part number	Canopy size	L	config.	l/min	Oil	Pump	HP	kW	rpm	Volts	Bar	dB(A)	L x W x H (mm)	kg	Price
S A39B 270 FM3	4116007366	-	270	F	393	Lubricated	A39B	3	2.2	1050	230/1/50	10	71	1530x595x1140	141	
S A39B 270 FT3	4116007367	-	270	F	393	Lubricated	A39B	3	2.2	1050	400/3/50	10	71	1530x595x1140	141	
S A39B 270 CM3	4116007354	-	270	C	393	Lubricated	A39B	3	2.2	1050	230/1/50	10	71	1530x595x1140	141	
S A39B 270 CT3	4116007355	-	270	C	393	Lubricated	A39B	3	2.2	1050	400/3/50	10	71	1530x595x1140	141	
S A39B 270 FT4	4116007369	-	270	F	486	Lubricated	A39B	4	3	1300	400/3/50	10	74	1530x595x1140	141	
S A39B 270 CT4	4116007357	-	270	C	486	Lubricated	A39B	4	3	1300	400/3/50	10	74	1530x595x1140	141	
S B4900 270 FT4	4116007332	-	270	F	425	Lubricated	B4900	4	3	1200	400/3/50	11	69	1500x1200x660	154	
S B5900B 270 FT5,5	4116007333	-	270	F	525	Lubricated	B5900B	5,5	4	1100	400/3/50	11	71	1500x1200x660	177	
S B5900B 270 VT5,5	4116007335	-	270	F	525	Lubricated	B5900B	5,5	4	1100	400/3/50	11	71	1060x700x1900	230	
S B6000 270 FT7,5	4116007336	-	270	F	660	Lubricated	B6000	7,5	5.5	1150	400/3/50	11	77	1500x1200x660	187	

Silent Belt Driven

500 litres, 4 to 10 HP

Innovative design

Hood with foam to reduce noise

User-friendly

Hour counter to indicate running hours

Comfort

Easy oil check

Reliability

Proven pump technology



Highly efficient cooling system



Easy oil check up before starting

S B6000 500 FT7,5
7,5 hp, 500 litres, lubricated



LN SILENT S2
5,5 hp, 500 litres

NEW



Model	Part number	Canopy size	L	config.	l/min	Oil	Pump	HP	kW	rpm	Volts	Bar	dB(A)	L x W x H (mm)	kg	Price
LN1 A49B 500 T5,5 DOL	4116026057	S1	500	F	598	Lubricated	A49B	5,5	4	1400	400/3/50	11	69	1937x 580x 1348	274	
LN1 B5900 500 T5,5 DOL	4116026061	S1	500	F	570	Lubricated	B5900B	5,5	4	1200	400/3/50	11	67	1937x 580x 1348	274	
LN2 B5900 500 T5,5 DOL	4116026007	S2	500	F	570	Lubricated	B5900B	5,5	4	1200	400/3/50	11	67	1943x 738x 1593	302	
LN2 B5900 500 T5,5 YD	4116026008	S2	500	F	570	Lubricated	B5900B	5,5	4	1200	400/3/50	11	67	1943x 738x 1593	306	
LN2 B5900 500 T5,5 DOL DRY	4116026009	S2	500	F	570	Lubricated	B5900B	5,5	4	1200	400/3/50	11	67	1943x 738x 1593	302	
LN2 B5900 500 T5,5 YD DRY	4116026010	S2	500	F	570	Lubricated	B5900B	5,5	4	1200	400/3/50	11	67	1943x 738x 1593	306	
LN2 B6000 500 T7,5 DOL	4116026015	S2	500	F	660	Lubricated	B6000	7,5	5,5	1150	400/3/50	11	68	1943x 738x 1593	404	
LN2 B6000 500 T7,5 YD	4116026016	S2	500	F	660	Lubricated	B6000	7,5	5,5	1150	400/3/50	11	68	1943x 738x 1593	404	
LN2 B6000 500 T7,5 DOL DRY	4116026017	S2	500	F	660	Lubricated	B6000	7,5	5,5	1150	400/3/50	11	68	1943x 738x 1593	404	
LN2 B6000 500 T7,5 YD DRY	4116026018	S2	500	F	660	Lubricated	B6000	7,5	5,5	1150	400/3/50	11	68	1943x 738x 1593	404	
LN2 B7000 500 T10 DOL	4116026023	S2	500	F	1070	Lubricated	B7000	10	7,5	1150	400/3/50	11	68	1943x 738x 1593	448	
LN2 B7000 500 T10 YD	4116026024	S2	500	F	1070	Lubricated	B7000	10	7,5	1150	400/3/50	11	68	1943x 738x 1593	448	
LN2 B7000 500 T10 DOL DRY	4116026025	S2	500	F	1070	Lubricated	B7000	10	7,5	1150	400/3/50	11	68	1943x 738x 1593	448	
LN2 B7000 500 T10 YD DRY	4116026026	S2	500	F	1070	Lubricated	B7000	10	7,5	1150	400/3/50	11	68	1943x 738x 1593	448	



Model	Part number	Canopy size	L	config.	l/min	Oil	Pump	HP	kW	rpm	Volts	Bar	dB(A)	L x W x H (mm)	kg	Price
S B5900B 500 FT5,5	4116007334	-	500	F	525	Lubricated	B5900B	5,5	4	1100	400-700/3/50	11	71	1900x700x1320	229	
S B6000 500 FT7,5	4116007337	-	500	F	660	Lubricated	B6000	7,5	5,5	1150	400/3/50	11	77	1900x700x1320	270	



Legendary Air Compressors

The Legendary range comprises decades of experience and results in a mix of expertise and technological advancement. Acknowledged by generations of professionals and hobbyists as reliable, efficient, easy-to-use machines, these products embody the vision of ABAC as a pledge of tradition, knowledge and quality.



Light hammering



Impact wrenching



Orbital sanding



Painting



Screwing



Rotorbital sanding



Rotorbital polishing

It doesn't matter whether you are a demanding professional, a pneumatic tools enthusiast or heavy duties guru, ABAC Legendary series include compressors that cannot be missed in full-service auto workshops, manufacturing sites, agricultural venues.

Strategic pump choice

Delivering the power needed for the most various applications is a core skill of our piston compressors. Join the tradition, rely on legendary pump as A29B, A39B, B5900, B6000, B7000 and not only.

Optimal vessel size

Designed to help you in both on and off-site maneuvers our compressors fulfil every air storage need, from 6 to 900 liters.

Sturdy performers

Made of both aluminium and cast-iron components, the product range is characterized by durability and longevity. Both tested in lab and on-field conditions our products withstand the toughest working conditions and provide top performances.

Versatile workmates

Legendary range offer products providing up to 15 bar pressure power, granting ideal solutions for high-quality standard applications as well as simple operations. Do you need to place the air compressor in a tiny room permanently? You might consider a vertical tank mounted machine. Are you looking for a product that can be transported? We have several, flexible solutions equipped with wheels.

Highlights



POLE POSITION L30P
3 hp, 24 litres, lubricated

PRO B5900B 270 CT5,5
5.5 hp, 270 litres,
lubricated



PRO B5900B 270 VT5.5
5.5 hp, 270 litres, vertical,
lubricated



PRO BV8900 900 FT20
20 hp, 900 litres,
lubricated



Belt Driven Lubricated

0 litres, 5.5 to 20 HP

Performance

Known and proven technology

Compactness

Small and compact design



Connectivity

Easy installation and connection to the network

B7000/BF10T
10 hp, 0 litres, lubricated



Applications



Screwing



Orbital sanding



Impact wrenching



Light hammering




Sandblasting



Model	Part number	L	config.	l/min	Oil	Pump	HP	kW	rpm	Volts	Bar	dB(A)	L x W x H (mm)	kg	Price
PRO A49B BF4	4116000256	/	F	553	Lubricated	A49B	4	3	1300	400/3/50	11	93	738x430x563	54	
PRO A49B BF5,5	4116000257	/	F	595	Lubricated	A49B	5,5	4	1400	400/3/50	11	95	738x430x563	60	
B5900B BF5,5	4116000133	/	F	653	Lubricated	B5900B	5,5	4	1400	400/3/50	11	NA	1100x590x800	90	
B6000 BF7,5	4116000103	/	F	827	Lubricated	B6000	7,5	5.5	1400	400/3/50	11	NA	1100x590x800	120	
B7000 BF10	4116000013	/	F	1210	Lubricated	B7000	10	7.5	1300	400/3/50	11	NA	1100x590x800	135	
B8900 BF15	4116000018	/	F	2013	Lubricated	B8900	15	11	800	400/3/50	12	NA	1600x720x1000	338	
B8900 BF20	4116000016	/	F	2400	Lubricated	B8900	20	15	950	400/3/50	12	NA	1600x720x1000	350	

Light & Carry Lubricated

6 litres, 2 HP



Performance

Double stage high air volume pump

Maneuverability

Light and easy to carry



START L20
2 hp, 6 litres, lubricated

Comfort


Wheels and strong bumpers



Model	Part number	L	config.	l/min	Oil	Pump	HP	kW	rpm	Volts	Bar	dB(A)	LxWxH (mm)	kg	Price
START L20	1129100034	6	F	220	Lubricated	L20	2	1.5	2850	230/1/50	10	70	400x280x480	14	
START L20 60HZ	1129102617	6	F	220	Lubricated	L20	2	1.5	2850	230/1/60	10	70	400x280x480	14	

Light & Carry Lubricated

9 litres, 2 to 3 HP



Maneuverability
Foldable handle

User-friendly
Easy to read and suitably positioned regulators

Comfort
Large wheels and strong bumpers

Flexibility
Double outlet for dual use

PORTABLE ROLLCAGE L30P
3 hp, 9 litres, lubricated



Model	Part number	L	config.	l/min	Oil	Pump	HP	kW	rpm	Volts	Bar	dB(A)	LxWxH (mm)	kg	Price
START ROLLCAGE L25P	1129100051	9	C	270	Lubricated	L25P	2,5	1.8	2850	230/1/50	10	70	455x475x500	24	
PORTABLE ROLLCAGE L30P	1129100060	9	C	310	Lubricated	L30P	3	2.2	2850	230/1/50	10	75	490x520x560	29	

Direct Driven Lubricated

10 litres, 2-2.5 HP

Reliability

Cooling air flow directly on hot parts



Flexibility

Strong wheels for easy moving






Stability


Anti-vibration foot for increased stability

SILVERSTONE L25P 2,5 hp, 10 litres, lubricated



Applications

-  Inflating
-  Blowing
-  Spray pistoling
-  Hobby painting
-  Orbital sanding




Long handle for easy moving



Model	Part number	L	config.	l/min	Oil	Pump	HP	kW	rpm	Volts	Bar	dB(A)	LxWxH (mm)	kg	Price
SILVERSTONE L25P	1129100062	10	C	270	Lubricated	L25P	2,5	1.8	2850	230/1/50	10	70	420x330x635	24	

Belt Driven Lubricated

11+11 litres, 3 HP



User-friendly
Extra tray to stock material and equipment

Maneuverability
Extendible handle with rubber grip

Reduced footprint for space optimisation



Safety
Rollbar for extra protection

Stability
Large inflatable wheels ideal for uneven surfaces

V30/11+11 CM3
3 hp, 11+11 litres, lubricated




Model	Part number	L	config.	l/min	Oil	Pump	HP	kW	rpm	Volts	Bar	dB(A)	LxWxH (mm)	kg	Price
V30/9+9 CM3	1121440197	11+11	C	330	Lubricated	V30	3	2.2	1450	230/1/50	10	72	770x610x540	50	

Direct Driven Lubricated






20 litres, 3 HP



HOCKENHEIM L30P
3 hp, 20 litres, lubricated



Applications

-  Inflating
-  Blowing
-  Spray pistoling
-  Hobby painting
-  Orbital sanding



Big pressure gauges for easy handling



Model	Part number	L	config.	l/min	Oil	Pump	HP	kW	rpm	Volts	Bar	dB(A)	LxWxH (mm)	kg	Price
HOCKENHEIM L30P	1129100063	20	C	310	Lubricated	L30P	3	2.2	2850	230/1/50	10	75	520x430x790	35	
V30/20 PCM3	1121090851	20	C	330	Lubricated	V30	3	2.2	1450	230/1/50	10	70	520x430x790	43	

Direct Driven Lubricated

24 litres, 1.5 to 3 HP

Performance

Highly resistant pump with aftercooler



Performance

Large amount of compressed air at low temperature

Reliability






Simple and fast condensate drain

Flexibility

Strong big wheels



Applications

-  Inflating
-  Blowing
-  Spray pistoling
-  Hobby painting
-  Nailing and stapling



Integrated oil level indicator


POLE POSITION L30P 3 hp, 24 litres, lubricated



Model	Part number	L	config.	l/min	Oil	Pump	HP	kW	rpm	Volts	Bar	dB(A)	LxWxH (mm)	kg	Price
POLE POSITION L20	1129100021	24	C	220	Lubricated	L20	2	1.5	2850	230/1/50	10	70	610x310x580	25	
POLE POSITION L20 60HZ	1129102618	24	C	220	Lubricated	L20	2	1.5	2850	230/1/60	10	70	610x310x580	25	
POLE POSITION L25P	1129100042	24	C	270	Lubricated	L25P	2,5	1.8	2850	230/1/50	10	70	630x320x620	28	
POLE POSITION L30P	1129100045	24	C	310	Lubricated	L30P	3	2.2	2850	230/1/50	10	75	630x320x620	29	

Belt driven lubricated

27 litres, 2 HP



Innovative design

Slow speed, low temperature and less noise

Maneuverability

Safe and strong handle for easy moving

Innovative design

Special belt guard design for improved cooling



Stability

Anti-vibration foot for increased stability

A29 27 CM2
2 hp, 27 litres, lubricated

PRO A29B 27 CM2
2 hp, 27 litres, lubricated



Model	Part number	L	config.	l/min	Oil	Pump	HP	kW	rpm	Volts	Bar	dB(A)	LxWxH (mm)	kg	Price
A29 27 CM2	4116024261	27	C	255	Lubricated	A29	2	1.5	1075	230/1/50	10	93	810x390x710	43	
PRO A29B 27 CM2	4116024264	27	C	255	Lubricated	A29B	2	1.5	1075	230/1/50	10	93	810x390x710	43	
PRO A29B 27 CT2	4116024265	27	C	255	Lubricated	A29B	2	1.5	1075	400/3/50	10	93	810x390x710	43	

Direct Driven Lubricated

50 litres, 1.5 to 3 HP

User-friendly

Large oil crankcase
for long life operation

Compactness

Big pressure gauges
for easy handling



MONTECARLO L20
2 hp, 50 litres, lubricated



Applications



Inflating



Blowing



Spray
pistol



Hobby
painting



Nailing and
stapling



Integrated oil level indicator




V 36/50
3 hp, 50 litres, lubricated








Model	Part number	L	config.	l/min	Oil	Pump	HP	kW	rpm	Volts	Bar	dB(A)	LxWxH (mm)	kg	Price
MONTECARLO L20	1129100023	50	C	220	Lubricated	L20	2	1.5	2850	230/1/50	10	70	770x430x660	33	
MONTECARLO L20 60HZ	1129102619	50	C	220	Lubricated	L20	2	1.5	2850	230/1/60	10	70	770x430x660	33	
A29 50 CM2	4116024262	50	C	255	Lubricated	A29	2	1.5	1075	230/1/50	10	93	870x370x780	49	
A29/50 CM2 V115-230/60HZ	4116024129	50	C	255	Lubricated	A29	2	1.5	1075	115/1/60	10	93	870x370x780	49	
PRO A29B 50 CM2	4116024266	50	C	255	Lubricated	A29B	2	1.5	1075	230/1/50	10	93	870x370x780	49	
PRO A29B 50 CT2	4116024267	50	C	255	Lubricated	A29B	2	1.5	1075	400/3/50	10	93	870x370x780	49	
MONTECARLO L25P	1129100048	50	C	270	Lubricated	L25P	2,5	1.9	2850	230/1/50	10	70	940x320x700	36	
MONTECARLO L30P	1129100037	50	C	310	Lubricated	L30P	3	2.2	2850	230/1/50	10	73	940x320x700	37	
A29 50 MM3	4116025299	50	C	320	Lubricated	A29	3	2.2	1300	230/1/50	10	95	940x410x800	58	
A29B 50 CM3	4116024257	50	C	320	Lubricated	A29B	3	2.2	1300	230/1/50	10	95	940x410x800	58	
A29B 50 CM3	1129740187	50	C	320	Lubricated	A29B	3	2.2	1300	230/1/50	10	95	940x410x800	58	
A29B 50 CT3	4116024531	50	C	320	Lubricated	A29B	3	2.2	1300	400/3/50	10	95	940x410x800	58	
V30/50 CM3	1121360249	50	C	330	Lubricated	V30	3	2.2	1450	230/1/50	10	72	800x380x680	60	
V30/50 VERTICAL	1121430329	50	C	330	Lubricated	V30	3	2.2	1450	230/1/50	10	70	520x410x1100	62	
V 36/50	1129981051	50	C	355	Lubricated	V36	3	2,2	2850	230/1/50	10	87	710X330X620	42	

Direct Driven Lubricated - Belt Driven Lubricated

90 litres, 2-3 HP



Applications

-  Screwing
-  Orbital sanding
-  Impact wrenching
-  Light hammering
-  Sandblasting



PRO A29B 90 FM2
2 hp, 90 litres, lubricated



Model	Part number	L	config.	l/min	Oil	Pump	HP	kW	rpm	Volts	Bar	dB(A)	LxWxH (mm)	kg	Price
PRO A29B 90 CT2	4116024522	90	C	255	Lubricated	A29B	2	1.5	1075	400/3/50	10	69	1010x415x980	59	
PRO A29B 90 FM2	4116024527	90	F	255	Lubricated	A29B	2	1.5	1075	230/1/50	10	69	1010x415x980	59	
PRO A29B 90 FT2	4116024528	90	F	255	Lubricated	A29B	2	1.5	1075	400/3/50	10	69	1010x415x980	59	
A29B 90 CM3	4116024363	90	C	255	Lubricated	A29B	3	2.2	1075	230/1/50	10	69	1010x415x980	59	
A29B 100 CM3	1129740186	90	C	255	Lubricated	A29B	3	2.2	1075	230/1/50	10	69	1010x415x980	59	
A29B 90 CT3	4116024518	90	C	255	Lubricated	A29B	3	2.2	1075	400/3/50	10	69	1010x415x980	59	
A29B 90 FM3	4116024525	90	F	255	Lubricated	A29B	3	2.2	1075	230/1/50	10	69	1010x415x980	59	
A29B 90 FT3	4116024526	90	F	255	Lubricated	A29B	3	2.2	1075	400/3/50	10	69	1010x415x980	59	
ESTORIL L30P	1121390600	90	C	310	Lubricated	L30P	3	2.2	2850	230/1/50	10	73	1200x400x850	63	
V30/90 CM3	1121370226	90	C	330	Lubricated	V30	3	2.2	1450	230/1/50	10	72	1200x400x830	72	

Belt Driven Lubricated

100 litres, 2 to 5 HP

Performance

Standard aftercooler

Durability

Slow speed pump reducing operating temperature



User-friendly
Pivoting locking wheel

A29 100 CM2
2 hp, 100 litres, lubricated



Applications



Screwing



Orbital sanding



Impact wrenching



Light hammering



Sandblasting



A29B 100 CM3
3 hp, 100 litres, lubricated



PRO A49B 100 CM3
3 hp, 100 litres, lubricated



Model	Part number	L	config.	l/min	Oil	Pump	HP	kW	rpm	Volts	Bar	dB(A)	LxWxH (mm)	kg	Price
A29 100 CM2	4116024562	100	C	255	Lubricated	A29	2	1.5	1075	230/1/50	10	93	1010x415x900	56	
A29 100 CM2	4116024819	100	C	255	Lubricated	A29	2	1.5	1075	230/1/50	10	93	1010x415x900	56	
PRO A29B 100 CM2	4116024568	100	C	255	Lubricated	A29B	2	1.5	1075	230/1/50	10	93	1010x415x900	56	
PRO A29B 100 CT2	4116024569	100	C	255	Lubricated	A29B	2	1.5	1075	400/3/50	10	93	1010x415x900	56	
A29B 100 CM3	4116024564	100	C	320	Lubricated	A29B	3	2.2	1300	230/1/60	10	95	1010x415x900	56	
A29B 100 CT3	4116024565	100	C	320	Lubricated	A29B	3	2.2	1300	400/3/50	10	95	1010x415x900	56	
A29 100 CM2 V115/230-60	4116024120	100	C	320	Lubricated	A29B	3	2.2	1300	115-230/1/60	10	95	1010x415x900	56	
PRO A39B 100 CM3	4116024278	100	C	393	Lubricated	A39B	3	2.2	1050	230/1/50	10	93	1180x460x930	72	
PRO A39B 100 CT3	4116024279	100	C	393	Lubricated	A39B	3	2.2	1050	400/3/50	10	93	1180x460x930	72	
A39 100 CM3	4116024566	100	C	393	Lubricated	A39	3	2.2	1050	230/1/50	10	93	1180x460x930	72	
A39 100 CM3	1129740113	100	C	393	Lubricated	A39	3	2.2	1050	230/1/50	10	93	1180x460x930	72	
A39 100 CT3	4116024567	100	C	393	Lubricated	A39	3	2.2	1050	400/3/50	10	93	1180x460x930	72	
A39 100 CT3	1129740317	100	C	393	Lubricated	A39	3	2.2	1050	400/3/50	10	93	1180x460x930	72	
PRO A49B 100 CM3	4116000250	100	C	444	Lubricated	A49B	3	2.2	1050	230/1/50	11	91	1006x486x927	70	
PRO A49B 100 CT3	4116000232	100	C	444	Lubricated	A49B	3	2.2	1050	400/3/50	11	91	1006x486x927	70	

Belt Driven Lubricated

150 litres, 2 to 4 HP



Applications



Screwing



Orbital sanding



Impact wrenching



Light hammering



Sandblasting

Performance

Slow speed pump design reduces operating temperatures

User-friendly

Reliable and easy to use



A39 150 CM3
3 hp, 100 litres, lubricated



A39B 150 CM3
3 hp, 150 litres, lubricated

Performance

Double stage high air volume pump



Space saving dimensions
Small footprint

PRO A39B 150 VM3
3 hp, 150 litres, lubricated

Durability

Strong heavy-duty components

Innovative design

The special belt guard design improves the air cooling




PRO A29B 150 FT2
3 hp, 150 litres, lubricated



Model	Part number	L	config.	l/min	Oil	Pump	HP	kW	rpm	Volts	Bar	dB(A)	LxWxH (mm)	kg	Price
A29 150 CM2	4116024254	150	C	255	Lubricated	A29	2	1.5	1075	230/1/50	10	93	1375x420x950	87	
PRO A29B 150 CM2	4116024536	150	C	255	Lubricated	A29B	2	1.5	1075	230/1/50	10	93	1375x420x950	87	
PRO A29B 150 CT2	4116024537	150	C	255	Lubricated	A29B	2	1.5	1075	400/3/50	10	93	1375x420x950	87	
PRO A29B 150 FT2	4116024547	150	F	255	Lubricated	A29B	2	1.5	1075	400/3/50	10	93	850x970x1950	87	
A29B 150 CM3	4116024137	150	C	320	Lubricated	A29B	3	2.2	1300	230/1/50	10	95	1375x420x950	87	
A29B 150 CT3	4116024138	150	C	320	Lubricated	A29B	3	2.2	1300	400/3/50	10	95	1375x420x950	87	
PRO A39B 150 CM3	4116024280	150	C	393	Lubricated	A39B	3	2.2	1050	230/1/50	10	93	1375x420x950	87	
PRO A39B 150 CT3	4116024281	150	C	393	Lubricated	A39B	3	2.2	1050	400/3/50	10	93	1375x420x950	87	
A39 150 CM3	4116024149	150	C	393	Lubricated	A39	3	2.2	1050	230/1/50	10	93	1375x420x950	87	
A39 150 CT3	4116024150	150	C	393	Lubricated	A39	3	2.2	1050	400/3/50	10	93	1375x420x950	87	
PRO A49B 150 CM3	4116000251	150	C	444	Lubricated	A49B	3	2.2	1050	230/1/50	11	91	1305x501x1006	84	
PRO A49B 150 CT3	4116000233	150	C	444	Lubricated	A49B	3	2.2	1050	400/3/50	11	91	1305x501x1006	84	
A29B 150 FM3	4116024532	150	F	320	Lubricated	A29B	3	2.2	1300	230/1/50	10	95	850x970x1950	87	
A29B 150 FT3	4116024533	150	F	320	Lubricated	A29B	3	2.2	1300	400/3/50	10	95	850x970x1950	87	
PRO A39B 150 FM3	4116024538	150	F	393	Lubricated	A39B	3	2.2	1050	230/1/50	10	93	850x970x1950	87	
PRO A39B 150 FT3	4116024539	150	F	393	Lubricated	A39B	3	2.2	1050	400/3/50	10	93	850x970x1950	87	
Vertical. Less space, same reliability															
PRO A39B 150 VT3	4116024162	150	V	393	Lubricated	A39B	3	2.2	1050	400/3/50	10	NA	850x970x1950	160	
PRO A39B 150 VM3	4116024163	150	V	393	Lubricated	A39B	3	2.2	1050	230/1/50	10	NA	850x970x1950	160	

Belt Driven Lubricated

200 litres, 3 to 5.5 HP



Innovative design

The special belt guard design improves the air cooling

Maneuverability

Strong handle with rubber grip

Performance

Standard aftercooler



A49B 200 CM3
5,5 hp, 200 litres, lubricated

Safety

Pivoting locking wheel



PRO A39B 200 FT3
3 hp, 200 litres, lubricated








Model	Part number	L	config.	l/min	Oil	Pump	HP	kW	rpm	Volts	Bar	dB(A)	LxWxH (mm)	kg	Price
A29B 200 CM3	4116024534	200	C	320	Lubricated	A29B	3	2.2	1300	230/1/50	10	95	1500x470x1110	91	
A29B 200 CM3	4116024140	200	C	320	Lubricated	A29B	3	2.2	1300	230/1/60	10	95	1500x470x1110	91	
A29B 200 CT3	4116024535	200	C	320	Lubricated	A29B	3	2.2	1300	400/3/50	10	95	1500x470x1110	91	
A39 200 FM3 230/60	4116024154	200	F	393	Lubricated	A39	3	2.2	1050	230/1/60	10	93	1500x470x1110	91	
A39 200 FT3 220/60	4116024155	200	F	393	Lubricated	A39	3	2.2	1050	220/3/60	10	93	1500x470x1110	91	
PRO A39B 200 CM3	4116024174	200	C	393	Lubricated	A39B	3	2.2	1050	220/1/60	10	93	1500x470x1110	91	
PRO A39B 200 CM3	4116024282	200	C	393	Lubricated	A39B	3	2.2	1050	230/1/50	10	93	1500x470x1110	91	
PRO A39B 200 CT3	4116024283	200	C	393	Lubricated	A39B	3	2.2	1050	400/3/50	10	93	1500x470x1110	91	
A39 200 CM3	4116024151	200	C	393	Lubricated	A39	3	2.2	1050	230/1/50	10	93	1500x470x1110	91	
A39 200 CT3	4116024152	200	C	393	Lubricated	A39	3	2.2	1050	400/3/50	10	93	1500x470x1110	91	
PRO A49B 200 CM3	4116000252	200	C	444	Lubricated	A49B	3	2.2	1050	230/1/50	11	91	1437x573x1058	109	
PRO A49B 200 CT3	4116000234	200	C	444	Lubricated	A49B	3	2.2	1050	400/3/50	11	91	1437x573x1058	109	
A29B 200 FM3	4116024544	200	F	320	Lubricated	A29B	3	2.2	1300	230/1/50	10	91	1500x450x960	95	
A29B 200 FT3	4116024545	200	F	320	Lubricated	A29B	3	2.2	1300	400/3/50	10	91	1500x450x960	95	
PRO A39B 200 FM3	4116024540	200	F	393	Lubricated	A39B	3	2.2	1050	230/1/50	10	93	1500x450x960	91	
PRO A39B 200 FT3	4116024541	200	F	393	Lubricated	A39B	3	2.2	1050	400/3/50	10	93	1500x450x960	91	
PRO A39B 200 CT4	4116024166	200	C	486	Lubricated	A39B	4	3	1300	400/3/50	10	96	1500x470x1110	91	
PRO A49B 200 CT4	4116000235	200	C	553	Lubricated	A49B	4	3	1300	400/3/50	11	93	1437x573x1047	105	
PRO A39B 200 FT4	4116024167	200	F	486	Lubricated	A39B	4	3	1300	400/3/50	10	96	1500x450x960	91	
PRO A49B 200 FT4	4116000236	200	F	553	Lubricated	A49B	4	3	1300	400/3/50	11	93	1438x440x949	105	
PRO A49B 200 CT5,5	4116000241	200	C	595	Lubricated	A49B	5,5	4	1400	400/3/50	11	95	1437x573x1058	114	
PRO B5900B 200 CT5,5	4116019696	200	C	653	Lubricated	B5900B	5,5	4	1400	400/3/50	11	NA	1580x580x1150	164	
PRO B5900B 200 FT5,5	4116019700	200	F	653	Lubricated	B5900B	5,5	4	1400	400/3/50	11	NA	1580x580x1150	161	
Vertical. Less space, same reliability															
PRO A49B 200 VT4	4116000239	200	V	553	Lubricated	A49B	4	3	1300	400/3/50	11	93	737x638x1679	110	
PRO A49B 200 FT5,5	4116000242	200	V	595	Lubricated	A49B	5,5	4	1400	400/3/50	11	95	1437x440x949	114	
PRO A49B 200 VT5,5	4116000247	200	V	595	Lubricated	A49B	5,5	4	1400	400/3/50	11	95	737x637x1679	117	
PRO B5900B 200 VT5,5	4116024563	200	V	653	Lubricated	B5900B	5,5	4	1400	400/3/50	11	NA	850x970x2050	205	

Belt Driven Lubricated

270 litres, 3 to 10 HP



Applications

-  Screwing
-  Orbital sanding
-  Impact wrenching
-  Light hammering
-  Sandblasting

Reliability

Reduced wear thanks to great cooling

Performance

Double stage high air volume pump

Durability

Strong heavy-duty components



PRO A39B 270
3 hp, 270 litres, lubricated



PRO B5900B 270 CT5,5
5.5 hp, 270 litres, lubricated



Model	Part number	L	config.	l/min	Oil	Pump	HP	kW	rpm	Volts	Bar	dB(A)	L x W x H (mm)	kg	Price
A39 270 FM3 230/60	4116024160	270	F	393	Lubricated	A39	3	2.2	1050	230/1/60	10	93	1530x595x1160	138	
A39 270 FT3 220/60	4116024159	270	F	393	Lubricated	A39	3	2.2	1050	220/3/60	10	93	1530x595x1160	138	
PRO A39B 270 FM3	4116024542	270	F	393	Lubricated	A39B	3	2.2	1050	230/1/50	10	93	1530x595x1160	138	
PRO A39B 270 FT3	4116024543	270	F	393	Lubricated	A39B	3	2.2	1050	400/3/50	10	93	1530x595x1160	138	
PRO A49B 270 FM3	4116000253	270	F	444	Lubricated	A49B	3	2.2	1050	230/1/50	11	91	1532x456x1005	118	
PRO A49B 270 FT3	4116000249	270	F	444	Lubricated	A49B	3	2.2	1050	400/3/50	11	91	1532x456x1005	118	
PRO A39B 270 CM3	4116024285	270	C	393	Lubricated	A39B	3	2.2	1050	230/1/50	10	93	1530x595x1160	138	
PRO A39B 270 CM3 230 60	4116025291	270	C	393	Lubricated	A39B	3	2.2	1050	230/1/60	10	93	1530x595x1160	138	
PRO A39B 270 CT3	4116024286	270	C	393	Lubricated	A39B	3	2.2	1050	400/3/50	10	93	1530x595x1160	138	
A39 270 CM3	4116024548	270	C	393	Lubricated	A39	3	2.2	1050	230/1/50	10	93	1530x595x1160	138	
A39 270 CM3 230/60 S/A	4116024156	270	C	393	Lubricated	A39	3	2.2	1050	230/1/60	10	93	1530x595x1160	138	
A39 270 CT3	4116024549	270	C	393	Lubricated	A39	3	2.2	1050	400/3/50	10	93	1530x595x1160	138	
PRO A39B 270 CT4	4116024287	270	C	486	Lubricated	A39B	4	3	1300	400/3/50	10	96	1530x595x1160	138	
PRO A49B 270 CT4	4116000237	270	C	553	Lubricated	A49B	4	3	1300	400/3/50	11	93	1532x607x1128	120	
PRO A49B 270 CM4	4116000254	270	C	553	Lubricated	A49B	4	3	1300	230/1/50	11	93	1532x607x1128	120	
PRO A49B 270 FT4	4116000238	270	F	553	Lubricated	A49B	4	3	1300	400/3/50	11	93	1532x456x1005	120	
PRO B5900B 270 FT5,5	4116019781	270	F	653	Lubricated	B5900B	5,5	4	1400	400/3/50	11	NA	1575x680x1150	167	
PRO A39B 270 FT4	4116024170	270	F	486	Lubricated	A39B	4	3	1300	400/3/50	10	96	1530x595x1160	138	
PRO B4900 270 FT4 220/60	4116019636	270	F	514	Lubricated	B4900	4	3	1400	220/3/60	11	NA	1530x600x1160	144	
PRO B5900B 270 FT5,5 220/60S/A	4116019778	270	F	653	Lubricated	B5900B	5,5	4	1400	220/3/60	11	NA	1575x680x1150	167	
B5900B 270 FT5,5 FFO	4116000159	270	F	653	Lubricated	B5900B	5,5	4	1400	400/3/50	11	NA	1490x500x1175	197	
PRO CA1 270 FT5,5	4116025181	270	F	530	Lubricated	CA1	5,5	4	688	400/3/50	11	NA	1500x530x1210	214	
B5900B 270 CT5,5 V400 CE	4116019761	270	C	570	Lubricated	B5900	5,5	4	1200	400/3/50	11	67	1600x630x1530	252	
B5900B 270 VERT. HP5.5 V220/60	4116022792	270	C	570	Lubricated	B5900	5,5	4	1200	220/3/60	11	67	1600x630x1530	252	
B5900B 270 CT5,5 230/3/50	4116023558	270	C	570	Lubricated	B5900	5,5	4	1200	230/3/50	11	67	1600x630x1530	252	
PRO A49B 270 CT5,5	4116000243	270	C	595	Lubricated	A49B	5,5	4	1400	400/3/50	11	95	1532x607x1132	124	
PRO B5900B 270 CT5,5	4116019770	270	C	653	Lubricated	B5900B	5,5	4	1400	400/3/50	11	NA	1575x680x1150	170	
PRO B6000 270 CT5,5	4116020179	270	C	660	Lubricated	B6000	5,5	4	1100	400/3/50	11	NA	1520x600x1250	171	
PRO A49B 270 FT5,5	4116000244	270	F	595	Lubricated	A49B	5,5	4	1400	400/3/50	11	95	1532x456x1005	124	
PRO B6000 270 FT7,5	4116020190	270	F	827	Lubricated	B6000	7,5	5.5	1400	400/3/50	11	NA	1520x600x1250	177	
PRO B6000 270 FT7,5 460/3/60	4116023893	270	F	827	Lubricated	B6000	7,5	5.5	1400	460/3/60	11	NA	1520x600x1250	177	
B6000 270 FT7,5 FFO	4116000166	270	F	827	Lubricated	B6000	7,5	5.5	1400	400/3/50	11	NA	1490x500x1175	207	
B6000 270 FT7,5 FFO YD	4116000173	270	F	827	Lubricated	B6000	7,5	5.5	1400	400/3/50	11	NA	1490x500x1175	207	
PRO B7000 270 FT7,5	4116020789	270	F	1023	Lubricated	B7000	7,5	5.5	1100	400/3/50	11	NA	1520x600x1250	191	
PRO CA1 270 FT7,5	4116025182	270	F	699	Lubricated	CA1	7,5	5.5	908	400/3/50	11	NA	1500x530x1210	239	
PRO B6000 270 CT7,5	4116020182	270	C	827	Lubricated	B6000	7,5	5.5	1400	400/3/50	11	NA	1520x600x1250	180	
B6000 270 CT7,5 V400 CE ABAC	4116020435	270	C	827	Lubricated	B6000	7,5	5.5	1400	400/3/50	11	NA	1520x600x1250	180	
PRO B7000 270 CT7,5	4116020778	270	C	1023	Lubricated	B7000	7,5	5.5	1100	400/3/50	11	NA	1520x600x1250	194	
PRO B5900B 270 FT5,5 220/60	4116020186	270	F	827	Lubricated	B6000	7,5	5.5	1400	220/3/60	11	NA	1520x600x1250	177	
PRO B7000 270 CT10	4116020782	270	C	1210	Lubricated	B7000	10	7.5	1300	400/3/50	11	NA	1520x600x1250	199	

Belt Driven Lubricated

270 litres, 3 to 10 HP

Performance
Double stage high air volume pump



Comfort
Space saving solution

PRO B5900B 270 VT5,5
5,5 hp, 270 litres, lubricated



Pre-installed and connected



Flexibility thanks to dryer bypass



PRO B7000 270 VT10
10 hp, 270 litres, lubricated



Model	Part number	L	config.	l/min	Oil	Pump	HP	kW	rpm	Volts	Bar	dB(A)	L x W x H (mm)	kg	Price
PRO B7000 270 FT10	4116020790	270	F	1210	Lubricated	B7000	10	7.5	1300	400/3/50	11	NA	1520x600x1250	196	
B7000 270 FT10 FFO	4116000168	270	F	1210	Lubricated	B7000	10	7.5	1300	400/3/50	11	NA	1490x500x1175	231	
B7000 270 FT10 FFO YD	4116000175	270	F	1210	Lubricated	B7000	10	7.5	1300	400/3/50	11	NA	1490x500x1175	231	
PRO B7900 270 FT10 YD	4116023868	270	F	784	Lubricated	B7900	10	7.5	622	400/1/50	11	71	1050x700x1950	243	
Vertical. Less space, same reliability															
PRO A49B 270 VT4	4116000240	270	V	553	Lubricated	A49B	4	3		400/3/50	11	93	737x600x1712	130	
B5900B 270 FT5,5 V400	4116019785	270	V	653	Lubricated	B5900B	5,5	4	1400	400/3/50	11	NA	1575x680x1150	167	
PRO B5900B 270 VT5,5	4116017006	270	V	653	Lubricated	B5900B	5,5	4	1400	400/3/50	11	NA	850x970x2100	210	
NS 39S 270 FT5,5 V400 ABAC	4116020530	270	V	827	Lubricated	B6000	5,5	4	1400	400/3/50	11	NA	1520x600x1250	177	
PRO A49B 270 VT5,5	4116000248	270	V	595	Lubricated	A49B	5,5	4	1400	400/3/50	11	95	736x600x1712	138	
B6000 270 FT7,5 V230/50	4116020504	270	V	827	Lubricated	B6000	7,5	5.5	1400	230/3/50	11	NA	1520x600x1250	177	
PRO B6000 270 VT7,5	4116017001	270	V	827	Lubricated	B6000	7,5	5.5	1400	400/3/50	11	NA	850x970x2100	242	
S B6000 270 VT7,5	4116007338	270	V	660	Lubricated	B6000	7,5	5.5	1150	400/3/50	11	77	1060x700x1900	250	
B6000 270 7,5 HP VERT.V220/60	4116022791	270	V	660	Lubricated	B6000	7,5	5.5	1150	220/3/60	11	77	1060x700x1900	250	
PRO B7000 270 VT10	4116017002	270	V	1210	Lubricated	B7000	10	7.5	1300	400/3/50	11	NA	850x970x2100	261	

Belt Driven Lubricated

500 litres, 5.5 to 10 HP

Extra comfort
Less noise thanks to the lower speed

Reliability
Lower speed reduces the wear and increases the lifetime



PRO B6000 500 CT5,5
5,5 hp, 500 litres, lubricated


Easy to move
Large pivot wheels with breaks



Strong pump running at lower speed, increasing lifetime



PRO CA2 500 FT10
10 hp, 500 litres, 11 bar, lubricated



Model	Part number	L	config.	l/min	Oil	Pump	HP	kW	rpm	Volts	Bar	dB(A)	L x W x H (mm)	kg
PRO A49B 500 CT5,5	4116000245	500	C	595	Lubricated	A49B	5,5	4	1400	400/3/50	11	95	1951x680x1269	191
PRO B5900B 500 CT5,5	4116019806	500	C	653	Lubricated	B5900B	5,5	4	1400	400/3/50	11	NA	2030x670x1400	222
PRO B5900B 500 CT5,5 V.380/60	4116023898	500	C	653	Lubricated	B5900B	5,5	4	1400	380/3/60	11	NA	2030x670x1400	222
PRO B6000 500 CT5,5	4116020225	500	C	660	Lubricated	B6000	5,5	4	1100	400/3/50	11	NA	2030x670x1400	232
B5900B 500 FT5.5 220/60	4116022355	500	F	525	Lubricated	B5900B	5,5	4	1100	220/3/60	11	71	1900x700x1320	229
PRO B6000 500 FT7.5 220/60	4116020240	500	F	827	Lubricated	B6000	7,5	5.5	1400	220/3/60	11	NA	2030x670x1400	260
PRO B6000 500 CT7,5	4116020226	500	C	827	Lubricated	B6000	7,5	5.5	1400	400/3/50	11	NA	2030x670x1400	263
B6000 500 CT7.5 380/60 CE	4116020294	500	C	827	Lubricated	B6000	7,5	5.5	1400	380/3/60	11	NA	2030x670x1400	263
B6000 500 CT7.5 V400 CEE	4116020259	500	C	827	Lubricated	B6000	7,5	5.5	1400	400/3/50	11	NA	2030x670x1400	263
B6000/500 CT7.5 V400 CE ABAC	4116020281	500	C	827	Lubricated	B6000	7,5	5.5	1400	400/3/50	11	NA	2030x670x1400	263
B6000 500 CT7,5 V400 CE ABAC	4116023977	500	C	827	Lubricated	B6000	7,5	5.5	1400	400/3/50	11	NA	2030x670x1400	263
PRO B7000 500 CT7,5	4116020834	500	C	1023	Lubricated	B7000	7,5	5.5	1100	400/3/50	11	NA	2030x670x1400	277
B7000 500 CT10 V400 CE ABAC	4116020872	500	C	1023	Lubricated	B7000	10	7.5	1100	400/3/50	11	NA	2030x670x1400	277
PRO B7000 500 CT10	4116020835	500	C	1210	Lubricated	B7000	10	7.5	1300	400/3/50	11	NA	2030x670x1400	282
PRO B7000 500 CT10 220/3/50	4116023870	500	C	1210	Lubricated	B7000	10	7.5	1300	220/50	11	NA	2030x670x1400	314
PRO B7000 500 FT10	4116020855	500	F	1210	Lubricated	B7000	10	7.5	1300	400/3/50	11	NA	2030x670x1400	279
PRO B7900 500 FT10	4116023545	500	F	1130	Lubricated	B7000	10	7.5	900	400/3/50	11	NA	2030x680x1400	295
PRO B7000 500 FT10 15B	4116020864	500	F	1130	Lubricated	B7000	10	7.5	900	400/3/50	15	NA	2030x680x1400	295
B7000 500 FT10 40/700 ABAC	4116020863	500	F	1130	Lubricated	B7000	10	7.5	900	400-700/3/50	11	NA	2030x680x1400	295
B7000F 500 FT10 V400 ABAC	4116023543	500	F	1130	Lubricated	B7000	10	7.5	900	400/3/50	11	NA	2030x680x1400	295
B7000F 500 HT10 15B V400 ABAC	4116023544	500	F	1130	Lubricated	B7000	10	7.5	900	400/3/50	12	NA	2030x680x1400	295
B7000 500 FT10 V400 CE	4116020843	500	F	1130	Lubricated	B7000	10	7.5	900	400/3/50	11	NA	2030x680x1400	295
B7000 500 FT10 V230/50	4116020976	500	F	1130	Lubricated	B7000	10	7.5	900	230/3/50	11	NA	2030x680x1400	295
B7000 500 FT10 FFO	4116000169	500	F	1210	Lubricated	B7000	10	7.5	1300	400/3/50	11	NA	1894x600x1280	314
PRO B7000 500 FT10 15 bar	4116020860	500	F	930	Lubricated	B7000	10	7.5	1000	400/3/50	15	NA	2030x670x1400	305
PRO CA2 500 FT10	4116025185	500	F	1056	Lubricated	CA2	10	7.5	685	400/3/50	11	NA	1920x600x1340	358
PRO B7000 500 FT10 220/60 S/A	4116020851	500	F	1130	Lubricated	B7000	10	7.5	900	220/3/60	11	NA	2030x680x1400	295
PRO B6000 500 TA7.5 220/60 S/A	4116020370	500	F	827	Lubricated	B6000	7,5 + 7,5	5,5 + 5,5	1400	220/3/60	11	NA	2030x670x1400	260
B7900 500 FT 15 V400 CE ABAC	4116020151	500	F	784	Lubricated	B7900	15	11	622	400/3/50	11	72	2000x670x1350	347

Belt Driven Lubricated

500 litres, 5.5 to 15 HP

User-friendly


Easy to read oil level gauges

Performance

Proven and reliable technology



PRO B7000 500 FT7,5
7,5 hp, 500 litres, lubricated



Applications



Screwing



Orbital sanding



Impact wrenching



Light hammering



Sandblasting



Model	Part number	L	config.	l/min	Oil	Pump	HP	kW	rpm	Volts	Bar	dB(A)	L x W x H (mm)	kg	Price
PRO B5900B 500 FT5,5	4116019812	500	F	653	Lubricated	B5900B	5,5	4	1400	400/3/50	11	NA	2030x670x1400	219	
B5900B 500 FT5,5 FFO	4116000165	500	F	653	Lubricated	B5900B	5,5	4	1400	400/3/50	11	NA	1894x600x1280	249	
B5900B 500 FT5,5 FFO YD	4116000172	500	F	653	Lubricated	B5900B	5,5	4	1400	400/3/50	11	NA	1894x600x1280	249	
PRO B6000 500 FT5,5	4116020242	500	F	660	Lubricated	B6000	5,5	4	1100	400/3/50	11	NA	1894x600x1280	229	
NS 39S 500 FT5,5 V400 ABAC	4116020519	500	F	660	Lubricated	B6000	5,5	4	1150	400/3/50	11	77	1920x600x1340	270	
PRO CA1 500 FT5,5	4116025186	500	F	530	Lubricated	CA1	5,5	4	688	400/3/50	11	NA	1920x600x1340	303	
PRO A49B 500 FT5,5	4116000246	500	F	595	Lubricated	A49B	5,5	4	1400	400/3/50	11	95	1950x530x1145	191	
B6000 500 FT 7,5 V4 ABAC	4116020252	500	F	827	Lubricated	B6000	7,5	5,5	1400	400-700/3/50	11	NA	2030x670x1400	263	
POLAIRE 500 FT7,5	4116025251	500	F	827	Lubricated	B6000	7,5	5,5	1400	400/3/50	11	NA	2030x670x1400	263	
B6000 500 FT 7,5 V400	4116020244	500	F	827	Lubricated	B6000	7,5	5,5	1400	230-400/3/50	11	NA	2030x670x1400	263	
PRO B6000 500 FT7,5	4116020243	500	F	827	Lubricated	B6000	7,5	5,5	1400	400/3/50	11	NA	2030x670x1400	260	
B6000 500 FT7,5 FFO	4116000167	500	F	827	Lubricated	B6000	7,5	5,5	1400	400/3/50	11	NA	1894x600x1280	290	
B6000 500 FT7,5 FFO	4116000174	500	F	827	Lubricated	B6000	7,5	5,5	1400	400/3/50	11	NA	1894x600x1280	290	
PRO B6000 500 FT7,5 15 bar	4116020249	500	F	570	Lubricated	B6000	7,5	5,5	1000	400/3/50	15	NA	2030x670x1400	290	
PRO B7000 500 FT7,5	4116020852	500	F	1023	Lubricated	B7000	7,5	5,5	1100	400/3/50	11	NA	2030x670x1400	274	
NS 59S 500 FT7,5 V400 ABAC	4116020047	500	F	784	Lubricated	NS59S	7,5	5,5	622	400/3/50	11	72	2000x670x1350	347	
NS 59S 500 FT7,5 V4/7 ST ABAC	4116023541	500	F	697	Lubricated	NS59S	7,5	5,5	553	400/3/50	11	73	2000x670x1350	347	
NS 59S 500 HT7,5 15B ST ABAC	4116023542	500	F	697	Lubricated	NS59S	7,5	5,5	553	400/3/50	15	73	2000x670x1350	347	
PRO CA1 500 FT7,5	4116025183	500	F	699	Lubricated	CA1	7,5	5,5	908	400/3/50	11	NA	1920x600x1340	328	
PRO CA2 500 FT10 YD	4116025190	500	F	1056	Lubricated	CA2	10	7,5	685	400/3/50 YD	11	NA	1920x600x1340	358	
B7000 500 FT10 FFO YD	4116000176	500	F	1210	Lubricated	B7000	10	7,5	1300	400/3/50 YD	11	NA	1894 x 600 x 1280	314	

Vertical. Less space, same reliability

NS 59S 500 HP7,5 V4/7 15B ABAC	4116020044	500	V	784	Lubricated	NS59S	7,5	5,5	622	400/3/50	15	72	2000x670x1350	347	
--------------------------------	------------	-----	---	-----	------------	-------	-----	-----	-----	----------	----	----	---------------	-----	--



B7000 500 FT10 FFO
10 hp, 500 litres, Full Feature, lubricated



Pre-installed and connected



Flexibility thanks to dryer bypass



Tankmounted space saving

Belt Driven Lubricated

Tandem compressors

Performance

Proven and reliable technology

Flexibility

Two pump units



Durability

Strong components



Applications



Screwing



Orbital sanding



Impact wrenching



Light hammering



Sandblasting

PRO B6000 500 T7,5
7,5 + 7,5 hp, 500 litres, lubricated



Model	Part number	L	config.	l/min	Oil	Pump	HP	kW	rpm	Volts	Bar	dB(A)	L x W x H (mm)	kg	Price
PRO A39 270 FM3 TANDEM	4116024868	270	F	393	Lubricated	A39	3 + 3	2.2 + 2.2	1050	230/1/50	10	93	1530x595x1160	138	
B5900B 500 T5.5 V400 CE ABAC	4116019908	500	F	570	Lubricated	B5900	5,5 + 5,5	4 + 4	1200	400/3/50	11	67	2020x1000x1600	306	
ABAC PRO B5900B T5.5 380/3/60	4116023902	500	F	653	Lubricated	B5900B	5,5 + 5,5	4 + 4	1400	380/3/60	11	NA	2030x670x1400	219	
PRO B5900 500 T5,5	4116019884	500	F	1306	Lubricated	B5900B	5,5 + 5,5	4 + 4	1400	400/3/50	11	NA	2030x670x1400	323	
PRO B6000 500 T5,5	4116020371	500	F	1320	Lubricated	B6000	5,5 + 5,5	4 + 4	1100	400/3/50	11	NA	2030x670x1400	325	
B6000 500 T7.5 V400 CE	4116020368	500	F	827	Lubricated	B6000	7,5 + 7,5	5,5 + 5,5	1400	400/3/50	11	NA	1894x600x1280	290	
B6000 500 T7.5 V400 CE ABAC	4116020408	500	F	827	Lubricated	B6000	7,5 + 7,5	5,5 + 5,5	1400	400/3/50	11	NA	1894x600x1280	290	
PRO B6000 500 T7,5	4116020375	500	F	1654	Lubricated	B6000	7,5 + 7,5	5,5 + 5,5	1400	400/3/50	11	NA	2030x670x1400	387	
PRO B7000 500 T7,5	4116020987	500	F	2046	Lubricated	B7000	7,5 + 7,5	5,5 + 5,5	1100	400/3/50	11	NA	2030x670x1400	425	
PRO T CA1 500 FT7,5	4116025184	500	F	1399	Lubricated	CA1	7,5+7,5	5,5 + 5,5	908	400/3/50	11	NA	1920x600x1340	488	
B7000 500 T HP10 V220/60 ABAC	4116022324	500	F	1130	Lubricated	B7000	10 + 10	7.5 + 7.5	900	220/3/60	11	NA	2030x680x1400	295	
B7000 500 T 10 V400	4116021000	500	F	1210	Lubricated	B7000	10 + 10	7.5 + 7.5	1300	400/3/50	11	NA	1894x600x1280	314	
PRO B6000 900 T7,5	4116020203	900	F	1654	Lubricated	B6000	7,5 + 7,5	5.5 + 5.5	1400	400/3/50	11	NA	2070x800x1570	500	
B7000 900 T10 V400 CE ABAC	4116020816	900	F	1210	Lubricated	B7000	10 + 10	7.5 + 7.5	1300	400/3/50	11	NA	2070x800x1570	337	
PRO B7000 900 T10	4116020810	900	F	2420	Lubricated	B7000	10 + 10	7.5 + 7.5	1400	400/3/50	11	NA	2070x800x1570	538	

Belt Driven Lubricated

900 litres, 10 HP

Complete

Electrical control panel with star delta as standard

Robust and reliable

Four cylinders double stage pump for heavy-duty uses



PRO BV8900 900 FT10
10 hp, 900 litres, lubricated

Performance

Big air receiver for bigger air volume



Applications

-  Professional screwing
-  Orbital sanding
-  Professional orbital sanding
-  Rotor sander
-  Professional gravity painting



Model	Part number	L	config.	l/min	Oil	Pump	HP	kW	rpm	Volts	Bar	dB(A)	L x W x H (mm)	kg	Price
PRO B7000 900 FT10	4116020796	900	F	1210	Lubricated	B7000	10	7.5	1300	400/3/50	11	NA	2070x800x1570	337	
B7000 900 FT10 V400/60HZ CE	4116020805	900	F	1210	Lubricated	B7000	10	7.5	1300	400/3/60	11	NA	2070x800x1570	337	



engineAir Petrol and Diesel

Power and versatility when electricity is not an option.

Plug free, multi-purpose,
remote air compressors
which grant you
versatility and high
quality performances.

There are many advantages when buying a piston compressor. They are often related to performances and technical numbers but the focus of engineers has shifted in some cases specifically towards the usage experience.

A purposeful change of paradigm which has been reflected in smart, workers-oriented, practical improvements.

This is what the engine-driven mobile air compressor is about: get compressed air on-site, wherever you need it, with portable air compressors able to continuously supply compressed air to multiple tools, even for long usage periods.

These machines are fully independent from electric power supplies and provide full availability of compressed air in all circumstances.

The functions performed include for instance the application of sprays to trees in order to protect them to diseases and pests, the blow molding of leaves and quick cleanup, the maintenance of various means of transport through tires inflating and many more.

High pressure of your air compressor can be utilized to cut down your time spent in the garden and that's not all. As a small building contractor or a larger construction company, if you are in the harvesting business or a farmer this range fosters innovation and quality too.

This unplugged generation of compressors have petrol or diesel engines and foster your business in several circumstances, from light jackhammering to impact nailing, from transmission operations to buses and trucks lifting.

On the one hand petrol and diesel engines grants you ease of use and efficiency in air supplying through several tools.

On the other hand, service and maintenance videos, a dedicated website and many other insightful aftermarket supports will make most demanding mobile services easier. Please remember that even when you are using your air compressor in outdoor environments, make sure you properly protect your lungs by wearing safety equipment.

Highlights



ENGINEAIR 5/100 10 PETROL 4.8
hp, 100 litres, lubricated

ENGINEAIR 6/50 10
PETROL
5.8 hp, 50litres, lubricated



BI engineAIR 17/90 12 ES Diesel,
lubricated

BI engineAIR 11/270 14
ES Diesel, lubricated



EngineAir

Petrol and diesel air compressors



Large pneumatic tyres



Easy Handling



Honda, lead-free gasoline internal combustion engine



engineAIR
5/2,5 10 Petrol



engineAIR
5/20 10 Petrol



engineAIR
5/24 10 Petrol



engineAIR
5/11+11R 10 Petrol

engineAIR
5/100 10 Petrol



Model	Part number	L	config.	l/min	Engine	Fuel	Pump	HP	kW	rpm	Bar	Start Type	LxWxH (mm)	kg	Price
engineAIR 5/2,5 10 Petrol	1121440133	2,5	C	275	GP160	Petrol	S15	4,8	3,6	3400	10	Manual	620x410x480	28	
engineAIR 5/4 10 Petrol	1121440134	4	C	275	GP160	Petrol	S15	4,8	3,6	3400	10	Manual	530x440x440	29	
engineAIR 5/20 10 Petrol	1121440135	20	C	275	GP160	Petrol	S15	4,8	3,6	3400	10	Manual	610x460x850	40	
engineAIR 4/22 10 Petrol	1121440136	22	C	320	GP160	Petrol	PAT24A	4,8	3,6	1350	10	Manual	740x470x850	54	
engineAIR 5/11+11 10 Petrol	1121440114	11+11	C	411	GX160	Petrol	PAT38A	4,8	3,6	1070	10	Manual	1230x710x750	70	
engineAIR 5/11+11R 10 Petrol	1121440115	11+11	C	411	GP160	Petrol	PAT38A	4,8	3,6	1070	10	Manual	1230x710x800	78	
engineAIR 5/24 10 Petrol	1121440137	24	C	411	GP160	Petrol	PAT38A	4,8	3,6	1070	10	Manual	850x560x770	60	
engineAIR 9/17+17 10 Petrol	1121440125	17+17	C	552	GX270	Petrol	B5900B	8,4		1160	10	Manual	1480x760x850	107	
engineAIR 5/50 10 Petrol	1121440110	50	C	411	GP160	Petrol	PAT38A	4,8	3,6	1070	10	Manual	980x440x780	66	
engineAIR 6/50 10 Petrol	1121440120	50	C	454	GX200	Petrol	B4900B	5,8		1280	10	Manual	1270x440x880	88	
engineAIR 9/50 10 Petrol	1121440117	50	C	552	GX270	Petrol	B5900B	8,4		1160	10	Manual	1270x440x910	100	
engineAIR 9/50 14 Petrol	1121440124	50	C	524	GX270	Petrol	B5900B	8,4		1100	14	Manual	1270x440x910	100	
engineAIR 4/100 10 Petrol	1121440138	100	C	320	GP160	Petrol	PAT24A	4,8	3,6	1350	10	Manual	1110x520x940	70	
engineAIR 5/100 10 Petrol	1121440112	100	C	411	GP160	Petrol	PAT38A	4,8	3,6	1070	10	Manual	1110x520x940	72	
engineAIR 5/200 10 Petrol	1121440113	200	C	411	GP160	Petrol	PAT38A	4,8	3,6	1070	10	Manual	1510x600x1010	98	
engineAIR 6/270 Diesel	1121440127	270	C	470	KD350	Diesel	B4900B	7,1	5,3	1325	10	Manual	1540x630x1220	179	
engineAIR 7/270 Diesel	1121440128	270	C	541	KD350	Diesel	B5900B	7,1	5,3	1135	10	Manual	1540x630x1220	184	
engineAIR 9/270 Petrol	1121440121	270	C	552	GX270	Petrol	B5900B	8,4		1160	10	Manual	1540x630x1160	170	

EngineAir

90 litres, 17 HP



High quality air
Filter reducer / lubricator unit

Wide reach
Double hose reel:
a)1x \varnothing 1/2-16 mt / b)1x \varnothing 3/8-21 mt

High performance
Three-phase V. 400/50 (red)
electric plug 6 kVA
Mono-phase V. 230/50 (blue) 2 kVA

Ease of use
Motor starter / panel control
with electric starter

Noise-free
Soundproof booth with
steel painted panels

Sturdy
Solid steel chassis

Easy maintenance
External industrial
filter for petrol engine

High capacity
Fuel tank 22 lt

Immediate switch-on
Electric battery for motor start

BI engineAIR 17/90 12 ES Diesel, lubricated



Model	Part number	L	config.	l/min	Engine	Fuel	Pump	HP	kW	rpm	Bar	Start Type	LxWxH (mm)	kg	Price
BI engineAIR 17/90 12 ES Diesel	1121440116	90	F	765	LDW702	Diesel	AB998	17	900	12	Electric	1050x1000x1730	378		

EngineAir

270 litres, 10.1 to 11.7 HP

Safety

Sturdy metal grid that protects all moving parts

User-friendly

LED control panel with battery charge level and oil overpressure indicators



Exhaust extension Kit for indoor use or in closed motor vehicles*



Engine/unit base installed on 4 anti-vibration rubber dampers for less vibrations, reduced noise and longer service life (only on Diesel models)

BI engineAIR 11/270 14 ES Diesel, lubricated



Model	Part number	L	config.	l/min	Engine	Fuel	Pump	HP	kW	rpm	Bar	Start Type	LxWxH (mm)	kg	Price
engineAir 10/270 14 ES Diesel	1121440129	270	F	727	KD15-440	Diesel	B6000B	10,1		1275	14	Electric	1540x520x1140	198	
engineAIR 11/270 14 ES Diesel	1121440130	270	F	1038	KD15-440	Diesel	B7000	10,1		1115	14	Electric	1540x520x1140	208	
BI engineAIR 10/270 14 ES Diesel	1121440131	270	F	468	KD15-440	Diesel	B4900B	10,1		1320	14	Electric	1540x560x1180	253	
BI engineAIR 11/270 14 ES Diesel	1121440132	270	F	605	KD15-440	Diesel	B6000B	10,1		1060	14	Electric	1540x560x1180	257	
engineAIR 12/270 10 ES Petrol	1121440119	270	F	676	GX390	Petrol	B6000B	11,7	8.8	1185	10	Electric	1540x520x1080	185	
engineAIR 12/270 14 ES Petrol	1121440122	270	F	633	GX390	Petrol	B6000B	11,7	8.8	1110	14	Electric	1540x520x1080	185	
engineAIR 12/270 14S ES Petrol	1121440123	270	F	972	GX390	Petrol	B7000	11,7	8.8	1045	14	Electric	1540x520x1130	195	



Oil-free air is used in all kinds of industries where air quality is paramount for the production process and end product.

These applications include food and beverage processing, the pharmaceutical industry (manufacturing and packaging), waste water treatment, chemical and petrochemical processing, semiconductor and electronics manufacturing, the medical sector, automotive paint spraying, textile manufacturing and many more. Contamination by even the smallest quantities of oil can result in costly production downtime and product spoilage.

Thanks to one of our Clean Air line compressors you will be able to propel paint through paint guns or robots onto clean metal surfaces such as car bodies avoiding any kind of impurities. Indeed, the presence of oil in compressed air would prevent adhesion or cause beading, thus affecting the quality and finish. Another possible application is related to fermentation of healthy bacteria while creating chemicals as citric acid.

Compressed, pure air supplies oxygen to the bacteria itself in this context, and in so doing life to the bacteria because of the inexistence of oil traces in the air. Compressed air is also used to clean bottles, packages and moulds prior to filling. Oil in the air will contaminate the food containers and also alter the flavor of the end product, besides being a health hazard.

Remember: a failure of any of the oil-injected compressor components or inadequate maintenance can cause oil contamination, causing damaged products over reputations ones. Oil-free compressors are designed for applications with high requirements for pure compressed air. In other words: where the exclusion of the risk of oil contamination is mandatory, and so in all end-customers applications an oil-free end-product is preferred.

CleanAir



CLR 15/50
1,5 HP, 50 litres

CLR 15/30 S
1,5 HP, 30 litres




CNR 75/BM
7,5 HP

CleanAir

0 litres, 4 to 10 HP

Ultimate comfort
Metal canopy with insulating foam

User-friendly
Central control panel



Extremely low noise levels

CNR 75/BM
7,5hp, oil-free



Model	Part number	L	config.	l/min	Oil	Pump	HP	kW	rpm	Volts	Bar	dB(A)	L x W x H (mm)	kg	Price
CNR 75/BM	8115465687	/	F	NA	Oil-free	CNR	7,5	5.5	1500	400/3/50 YD	10	62	1442x808x1752	244	
CNR 100/BM	8115475439	/	F	NA	Oil-free	CNR	10	7.5	1500	400/3/50 YD	10	64	1442x808x1752	256	

CleanAir

30 litres, 1.5-2 HP

Comfort
Silent cover
for quiet operations



CLR 15/30 S
1,5 hp, 30 litres, oil-free



Completely oil-free pump unit



Pump unit mounted on anti-vibration devices




Cyclone separator as standard
(only on versions with dryer)



Model	Part number	L	config.	l/min	Oil	Pump	HP	kW	rpm	Volts	Bar	dB(A)	L x W x H (mm)	kg	Price
CLR 15/30 S	4116092267	30	F	240	Oil-free	CLR	1,5	1.1	1400	230/1/50	-	64,1	650x440x760	68	
CLR 15/30 S T	4116092268	30	F	240	Oil-free	CLR	1,5	1.1	1400	230/1/50	-	64,1	730x440x760	75	
CLR 20/30 S	4116092269	30	F	350	Oil-free	CLR	2	1.5	1400	230/1/50	-	64,1	650x440x760	72	
CLR 20/30 S T	4116092270	30	F	350	Oil-free	CLR	2	1.5	1400	230/1/50	-	64,1	730x440x760	79	

CleanAir

25 litres, 1.5-2 HP 50 litres, 1.5 to 2.5 HP



Silent and high efficient fan cooling



Absorption dryer (only on versions CLEAN-AIR T)

CLR 15/25 T
1,5 hp, 25 litres, oil-free



Model	Part number	L	config.	l/min	Oil	Pump	HP	kW	rpm	Volts	Bar	dB(A)	L x W x H (mm)	kg	Price
CLR 15/25	4116092255	25	F	240	Oil-free	CLR	1,5	1.1	1400	230/1/50	-	70,8	470x430x665	31	
CLR 15/25 T	4116092256	25	F	240	Oil-free	CLR	1,5	1.1	1400	230/1/50	-	70,8	525x470x665	43	
CLR 20/25	4116092257	25	F	350	Oil-free	CLR	2	1.5	1400	230/1/50	-	73,6	470x470x700	49	
CLR 20/25 T	4116092258	25	F	350	Oil-free	CLR	2	1.5	1400	230/1/50	-	73,6	550x470x700	50	

The constructive technology

cleanAIR

- Oil-free compression that ensures clean and oil-free air.
- Direct motor/pump unit connection with minimal transmission losses and optimal performance.
- Electric motor with automatic thermal protection for safe operation.
- High-capacity fan for optimum cooling.

cleanAIR T

All CleanAIR compressors are designed for intensive use for up to 50% of the time. The adsorption dryer versions (PDP -40°) equipped with silica gel remove any traces of humidity from the air.



CLR 15/50
1,5 hp, 50 litres, oil-free

CLR 15
1.5 hp, 2-cylinders



CLR 20
2.0 hp, 2-cylinders



CLR 25
2.5 hp, 4-cylinders



CNR 75-100
7.5-10 HP, 2-cylinders



Model	Part number	L	config.	l/min	Oil	Pump	HP	kW	rpm	Volts	Bar	dB(A)	L x W x H (mm)	kg	Price
CLR 15/50	4116092259	50	F	240	Oil-free	CLR	1,5	1.1	1400	230/1/50	-	70,8	450x470x850	36	
CLR 15/50 T	4116092260	50	F	240	Oil-free	CLR	1,5	1.1	1400	230/1/50	-	70,8	600x470x850	47	
CLR 20/50	4116092261	50	F	350	Oil-free	CLR	2	1.5	1400	230/1/50	-	73,6	450x470x850	40	
CLR 20/50 T	4116092262	50	F	350	Oil-free	CLR	2	1.5	1400	230/1/50	-	73,6	600x470x850	54	
CLR 25/50	4116092289	50	F	480	Oil-free	CLR	2,5	1.9	1400	230/1/50	-	77	640x470x890	52	
CLR 25/50 T	4116092290	50	F	350	Oil-free	CLR	2,5	1.9	1400	230/1/50	-	77	640x470x890	60	
CNR 75/500	8115465703	500	F	NA	Oil-free	CNR	7,5	5.5	1500	400/3/50 YD	10	62	1984x808x1457	364	
CNR 100/500	8115475496	500	F	NA	Oil-free	CNR	10	7.5	1500	400/3/50 YD	10	64	1984x808x1457	376	

CleanAir


270 litres, 3 to 10 HP

Reliability


High performant pump running at lower speed

Safety

Well designed cooling flow for reduced temperature and longer lifetime



High efficient cooling



Extremely low noise levels



Electronic controller



CNR 100/270
10 hp, 270 litres, oil-free



Model	Part number	L	config.	l/min	Oil	Pump	HP	kW	rpm	Volts	Bar	dB(A)	L x W x H (mm)	kg	Price
CNR 75/270	8115465695	270	F	NA	Oil-free	CNR	7,5	5.5	1500	400/3/50 YD	10	62	1752x808x1315	319	
CNR 100/270	8115475462	270	F	NA	Oil-free	CNR	10	7.5	1500	400/3/50 YD	10	64	1752x808x1315	331	





Air Screw Compressors

The perfect companion for the most demanding compressed air applications.

ABAC screw air compressors are efficient and reliable which core component consists of two twin rotors that spin in opposite directions and draw air in. With a full range of accessories, dryers and filters, it's possible to tailor your machine to whatever goal you want to achieve.

Certain instances which require no oil contamination therefore should be delivered by adding drying and filtering systems to your screw air compressors. Particularly important application can be, in this regard, paper fabrication, alimentary products and other sensitive productions.



Micron Open/Closed

Enjoy the best from both

The new ABAC MICRON compressor combines the simplicity and competitive cost of the ABAC Piston with durability, technology and energy efficiency of the ABAC Screw compressors.

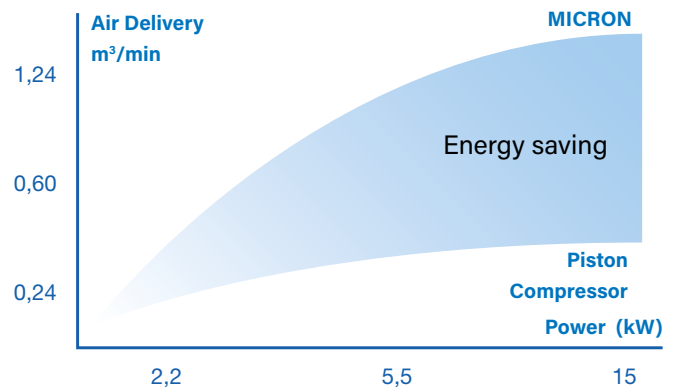
100% ABAC DNA inside

Looking back to its roots in the Piston compressor business, ABAC decided to create a small screw compressor that allies the virtues of the Piston with the Screw technology. The result you can find here...The Micron is a simple and easy-to-use screw compressor that offers you an excellent compromise in durability and cost efficiency.

Energy efficiency comes with technology

The Micron screw compressors are up to 35% more energy efficient than an equivalent power sized Piston compressor.

The Micron is also designed to work continuously if needed, this allows you to get 100% performance, 24 hours a day from you from your equipment without fearing a single fail.



MICRON E Dryer versions

Extra compact, cost efficient and easy installation where moisture free air is required.

Oil Injected Screw

11 to 15 kW

Reduced power consumption


Thanks to the rotary technology, the Micron compressor consumes up to 35% less power in comparison if compared to a traditional piston compressor

Easy maintenance

The are almost no panels to be removed in case of maintenance

Lower service costs and extended service intervals

The simple and accessible arrangement, along with cool operation keeps service costs to the minimum.



MICRON 200 Open
15 hp, 500 litres, lubricated



Constant pressure



New generation air ends

MICRON 200
15 hp, 500 litres, lubricated

MICRON E
 Dryer versions

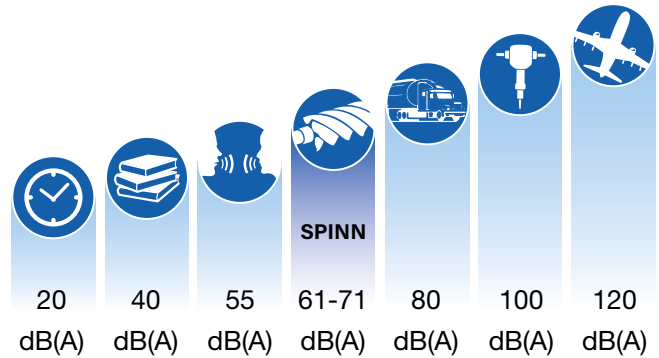

Model	Part number	L	HP	kW	l/min	Bar	L x W xH (mm)	Volts	dB(A)		Kg		Price
									OPEN	CLOSED	OPEN	CLOSED	
MICRON C 1108	4152013470	270	15	11	1408	8	1550 x 718 x 1322	400/3/50	78	76	237	245	
MICRON C 1110	4152013471	270	15	11	1265	10	1550 x 718 x 1322	400/3/50	78	76	237	245	
MICRON C 1508	4152013472	270	20	15	1631	8	1550 x 718 x 1322	400/3/50	80	78	252	260	
MICRON C 1510	4152013473	270	20	15	1473	10	1550 x 718 x 1322	400/3/50	80	78	252	260	
MICRON C 1108	4152013476	500	15	11	1408	8	1935 x 718 x 1453	400/3/50	78	76	260	268	
MICRON C 1110	4152013477	500	15	11	1265	10	1935 x 718 x 1453	400/3/50	78	76	260	268	
MICRON C 1113	4152013478	500	15	11	1034	13	1935 x 718 x 1453	400/3/50	78	76	292	300	
MICRON C 1508	4152013479	500	20	15	1631	8	1935 x 718 x 1453	400/3/50	80	78	275	283	
MICRON C 1510	4152013480	500	20	15	1473	10	1935 x 718 x 1453	400/3/50	80	78	275	283	
MICRON C 1513	4152013481	500	20	15	1224	13	1935 x 718 x 1453	400/3/50	80	78	307	315	
MICRON.E C 1108	4152013484	270	15	11	1408	8	1550 x 718 x 1322	400/3/50	78	76	237	245	
MICRON.E C 1110	4152013485	270	15	11	1265	10	1550 x 718 x 1322	400/3/50	78	76	237	245	
MICRON.E C 1508	4152013486	270	20	15	1631	8	1550 x 718 x 1322	400/3/50	80	78	252	260	
MICRON.E C 1510	4152013487	270	20	15	1473	10	1550 x 718 x 1322	400/3/50	80	78	252	260	
MICRON.E C 1108	4152013490	500	15	11	1408	8	1935 x 718 x 1453	400/3/50	78	76	299	307	
MICRON.E C 1110	4152013491	500	15	11	1265	10	1935 x 718 x 1453	400/3/50	78	76	299	307	
MICRON.E C 1113	4152013492	500	15	11	1034	13	1935 x 718 x 1453	400/3/50	78	76	331	339	
MICRON.E C 1508	4152013493	500	20	15	1631	8	1935 x 718 x 1453	400/3/50	80	78	314	322	
MICRON.E C 1510	4152013494	500	20	15	1473	10	1935 x 718 x 1453	400/3/50	80	78	314	322	
MICRON.E C 1513	4152013495	500	20	15	1224	13	1935 x 718 x 1453	400/3/50	80	78	346	354	



Spinn

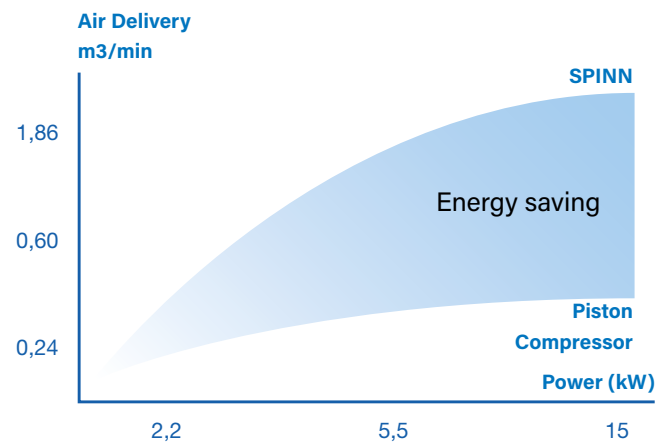
Meet your new workmate

Your comfort matters. Therefore, ABAC created a small screw compressor with an extremely low noise level, comparable to your air conditioning system. Very compact and easy to install, ABAC SPINN compressors offer excellent savings on installation and piping costs, especially on the compact model with dryer.



A safe investment for continuous use

ABAC SPINN compressors are 30% more efficient than piston compressors and have a longer lifetime due to less vibration and fewer moving parts.



SPINN.E Series Dryer versions

Extra compact, cost efficient and easy installation where moisture free air is required.

Oil Injected Screw

2.2 to 7,5 kW

Easy operating control panel

All the info you need to operate your compressor at a glance

Efficient cooling

A coaxial fan provides excellent cooling of all the internal components, better than water cooled systems. This leads into higher efficiency and better reliability in operation.



Less noise and more energy saving

The automatic condensate drain discharges only water, no air. This silent process respects your working environment

SPINN
15 hp, 500 litres, lubricated



Easy and cost effective maintenance



Reliability, efficiency and robustness



Environment-friendly Refr. gas RS13A



Infologic² Basic Controller



SPINN
Floor mounted

Only 0,38 m²



SPINN
Tank mounted

Only 0,87 m² (200 L vessel size)



SPINN.E
Tank mounted + dryer

Only 0,94 m² (270 L vessel size)



Model	Part number EP	Part number BC	L	Bar	l/min	HP	kW	dB(A)	L x W x H (mm)	Volts	kg	BSP	DRYER	Price
SPINN2,2 8	4152054944	4152051944	-	8	366	3	2,2	61	620x630x950	400/3/50	110	3/4"		
SPINN2,2 10	4152054945	4152051945	-	10	294	3	2,2	61	620x630x950	400/3/50	110	3/4"		
SPINN2,2 8	4152054946	4152051946	200	8	366	3	2,2	61	1430x600x1260	400/3/50	165	3/4"		
SPINN2,2 10	4152054947	4152051947	200	10	294	3	2,2	61	1430x600x1260	400/3/50	165	3/4"		
SPINN2,2 8	4152054948	4152051948	270	8	366	3	2,2	61	1540x600x1350	400/3/50	180	3/4"		
SPINN2,2 10	4152054949	4152051949	270	10	294	3	2,2	61	1540x600x1350	400/3/50	180	3/4"		
SPINN2,2E 8	4152054950	4152051950	200	8	366	3	2,2	61	1430x600x1260	400/3/50	190	3/4"	D	
SPINN2,2E 10	4152054951	4152051951	200	10	294	3	2,2	61	1430x600x1260	400/3/50	190	3/4"	D	
SPINN2,2E 8	4152054952	4152051952	270	8	366	3	2,2	61	1540x600x1350	400/3/50	205	3/4"	D	
SPINN2,2E 10	4152054953	4152051953	270	10	294	3	2,2	61	1540x600x1350	400/3/50	205	3/4"	D	
SPINN3 8	4152054954	4152051954	-	8	474	4	3	61	620x630x950	400/3/50	115	3/4"		
SPINN3 10	4152054955	4152051955	-	10	366	4	3	61	620x630x950	400/3/50	115	3/4"		
SPINN3 8	4152054956	4152051956	200	8	474	4	3	61	1430x600x1260	400/3/50	170	3/4"		
SPINN3 10	4152054957	4152051957	200	10	366	4	3	61	1430x600x1260	400/3/50	170	3/4"		
SPINN3 8	4152054958	4152051958	270	8	474	4	3	61	1540x600x1350	400/3/50	185	3/4"		
SPINN3 10	4152054959	4152051959	270	10	366	4	3	61	1540x600x1350	400/3/50	185	3/4"		
SPINN3E 8	4152054960	4152051960	200	8	474	4	3	61	1430x600x1260	400/3/50	195	3/4"	D	
SPINN3E 10	4152054961	4152051961	200	10	366	4	3	61	1430x600x1260	400/3/50	195	3/4"	D	
SPINN3E 8	4152054962	4152051962	270	8	474	4	3	61	1540x600x1350	400/3/50	210	3/4"	D	
SPINN3E 10	4152054963	4152051963	270	10	366	4	3	61	1540x600x1350	400/3/50	210	3/4"	D	
SPINN4 8	4152054964	4152051964	-	8	600	5,5	4	62	620x630x950	400/3/50	120	3/4"		
SPINN4 10	4152054965	4152051965	-	10	516	5,5	4	62	620x630x950	400/3/50	120	3/4"		
SPINN4 8	4152054966	4152051966	200	8	600	5,5	4	62	1430x600x1260	400/3/50	175	3/4"		
SPINN4 10	4152054967	4152051967	200	10	516	5,5	4	62	1430x600x1260	400/3/50	175	3/4"		
SPINN4 8	4152054968	4152051968	200	8	600	5,5	4	62	1540x600x1350	400/3/50	190	3/4"		
SPINN4 10	4152054969	4152051969	200	10	516	5,5	4	62	1540x600x1350	400/3/50	190	3/4"		
SPINN4E 8	4152054970	4152051970	270	8	600	5,5	4	62	1430x600x1260	400/3/50	200	3/4"	D	
SPINN4E 10	4152054971	4152051971	270	10	516	5,5	4	62	1430x600x1260	400/3/50	200	3/4"	D	
SPINN4E 8	4152054972	4152051972	270	8	600	5,5	4	62	1540x600x1350	400/3/50	215	3/4"	D	
SPINN4E 10	4152054973	4152051973	270	10	516	5,5	4	62	1540x600x1350	400/3/50	215	3/4"	D	
SPINN4 8	4152054974	4152051974	-	8	600	5,5	4	62	620x630x950	400/3/50	120	3/4"		
SPINN4 10	4152054975	4152051975	-	10	516	5,5	4	62	620x630x950	400/3/50	120	3/4"		
SPINN4 8	4152054976	4152051976	200	8	600	5,5	4	62	1430x600x1260	400/3/50	175	3/4"		
SPINN4 10	4152054977	4152051977	200	10	516	5,5	4	62	1430x600x1260	400/3/50	175	3/4"		
SPINN4 8	4152054978	4152051978	270	8	600	5,5	4	62	1540x600x1350	400/3/50	190	3/4"		
SPINN4 10	4152054979	4152051979	270	10	516	5,5	4	62	1540x600x1350	400/3/50	190	3/4"		
SPINN4E 8	4152054980	4152051980	200	8	600	5,5	4	62	1430x600x1260	400/3/50	200	3/4"	D	
SPINN4E 10	4152054981	4152051981	200	10	516	5,5	4	62	1430x600x1260	400/3/50	200	3/4"	D	
SPINN4E 8	4152054982	4152051982	270	8	600	5,5	4	62	1540x600x1350	400/3/50	215	3/4"	D	
SPINN4E 10	4152054983	4152051983	270	10	516	5,5	4	62	1540x600x1350	400/3/50	215	3/4"	D	
SPINN5,5 8	4152054984	4152051984	-	8	888	7,5	5,5	66	620x630x950	400/3/50	130	3/4"		
SPINN5,5 10	4152054985	4152051985	-	10	780	7,5	5,5	66	620x630x950	400/3/50	130	3/4"		
SPINN5,5 8	4152054986	4152051986	200	8	888	7,5	5,5	66	1430x600x1260	400/3/50	185	3/4"		
SPINN5,5 10	4152054987	4152051987	200	10	780	7,5	5,5	66	1430x600x1260	400/3/50	185	3/4"		
SPINN5,5 8	4152054988	4152051988	270	8	888	7,5	5,5	66	1540x600x1350	400/3/50	200	3/4"		
SPINN5,5 10	4152054989	4152051989	270	10	780	7,5	5,5	66	1540x600x1350	400/3/50	200	3/4"		
SPINN5,5E 8	4152054990	4152051990	200	8	888	7,5	5,5	66	1430x600x1260	400/3/50	210	3/4"	D	
SPINN5,5E	4152054991	4152051991	200	10	780	7,5	5,5	66	1430x600x1260	400/3/50	210	3/4"	D	
SPINN5,5E	4152054992	4152051992	270	8	888	7,5	5,5	66	1540x600x1350	400/3/50	225	3/4"	D	
SPINN5,5E	4152054993	4152051993	270	10	780	7,5	5,5	66	1540x600x1350	400/3/50	225	3/4"	D	
SPINN7,5 8	4152054994	4152051994	-	8	1062	10	7,5	68	620x630x950	400/3/50	140	3/4"		
SPINN7,5 10	4152054995	4152051995	-	10	984	10	7,5	68	620x630x950	400/3/50	140	3/4"		
SPINN7,5 8	4152054996	4152051996	200	8	1062	10	7,5	68	1430x600x1260	400/3/50	195	3/4"		
SPINN7,5 10	4152054997	4152051997	200	10	984	10	7,5	68	1430x600x1260	400/3/50	195	3/4"		
SPINN7,5 8	4152054998	4152051998	270	8	1062	10	7,5	68	1540x600x1350	400/3/50	210	3/4"		
SPINN7,5 10	4152054999	4152051999	270	10	984	10	7,5	68	1540x600x1350	400/3/50	210	3/4"		
SPINN7,5E 8	4152055000	4152052000	200	8	1062	10	7,5	68	1430x600x1260	400/3/50	225	3/4"	D	
SPINN7,5E 10	4152055001	4152052001	200	10	984	10	7,5	68	1430x600x1260	400/3/50	225	3/4"	D	
SPINN7,5E 8	4152055002	4152052002	270	8	1062	10	7,5	68	1540x600x1350	400/3/50	240	3/4"	D	
SPINN7,5E 10	4152055003	4152052003	270	10	984	10	7,5	68	1540x600x1350	400/3/50	240	3/4"	D	

Oil Injected Screw

5.5 to 15 kW

Infologic² Basic Controller

Advance monitoring and simple day-to-day configuration and control for your compressor



Infologic² Basic Controller



Less noise and more energy saving



Reliability, efficiency and robustness

The most advanced technologies in rotor design and oil household. Optimised seal arrangements and bearings.

Less noise and more energy saving

The automatic condensate drain discharges only water, no air. This silent process respects your working environment

SPINN
15 hp, 500 litres, lubricated



SPINN
Floor mounted

Only 0,53 m²



SPINN
Tank mounted

Only 1,26 m² (500 L vessel size)



SPINN.E
Tank mounted + dryer

Only 0,99 m² (270 L vessel size)



Model	Part number	L	Bar	l/min	HP	kW	dB(A)	L x W x H (mm)	Volts	kg	BSP	Price	
SPINN 5.5X FM CE	4152022537	0	8	846	7,5	5,5	64	850 720 980	400/3/50	160	3/4"		
SPINN 7.5X FM CE	4152022539			1140	10	7,5	65	850 720 980	400/3/50	170	3/4"		
SPINN 11 FM CE	4152022542			1620	15	11	69	850 720 980	400/3/50	185	3/4"		
SPINN 15 FM CE	4152022545			1860	20	15	71	850 720 980	400/3/50	200	3/4"		
SPINN 5.5X FM CE	4152022538			696	7,5	5,5	64	850 720 980	400/3/50	160	3/4"		
SPINN 7.5X FM CE	4152022540			996	10	7,5	65	850 720 980	400/3/50	170	3/4"		
SPINN 11 FM CE	4152022543		1416	15	11	69	850 720 980	400/3/50	185	3/4"			
SPINN 15 FM CE	4152022546		1680	20	15	71	850 720 980	400/3/50	200	3/4"			
SPINN 7.5 FM CE	4152022541		780	10	7,5	65	850 720 980	400/3/50	170	3/4"			
SPINN 11 FM CE	4152022544		1152	15	11	69	850 720 980	400/3/50	185	3/4"			
SPINN 15 FM CE	4152022547		1332	20	15	71	850 720 980	400/3/50	200	3/4"			
SPINN 5.5X TM CE	4152022619		270	8	846	7,5	5,5	64	1543 720 1337	400/3/50	207	1/2"	
SPINN 7.5X TM CE	4152022623	1140			10	7,5	65	1543 720 1337	400/3/50	217	1/2"		
SPINN 11 TM CE	4152022628	1620			15	11	69	1543 720 1337	400/3/50	232	1/2"		
SPINN 15 TM CE	4152022633	1860			20	15	71	1543 720 1337	400/3/50	247	1/2"		
SPINN 5.5X TM2CE	4152022620	696			7,5	5,5	64	1543 720 1337	400/3/50	207	1/2"		
SPINN 7.5X TM CE	4152022624	996			10	7,5	65	1543 720 1337	400/3/50	217	1/2"		
SPINN 11 TM CE	4152022629	1416		15	11	69	1543 720 1337	400/3/50	232	1/2"			
SPINN 15 TM CE	4152022634	1680		20	15	71	1543 720 1337	400/3/50	247	1/2"			
SPINN 5.5X TM CE	4152022621	846		7,5	5,5	64	1945 720 1468	400/3/50	257	3/4"			
SPINN 7.5X TM CE	4152022625	1140		10	7,5	65	1945 720 1468	400/3/50	267	3/4"			
SPINN 11 TM CE	4152022630	1620		15	11	69	1945 720 1468	400/3/50	282	3/4"			
SPINN 15 TM CE	4152022635	1860		20	15	71	1945 720 1468	400/3/50	297	3/4"			
SPINN 5.5X TM CE	4152022622	500	10	696	7,5	5,5	64	1945 720 1468	400/3/50	257	3/4"		
SPINN 7.5X TM CE	4152022626			996	10	7,5	65	1945 720 1468	400/3/50	267	3/4"		
SPINN 11 TM CE	4152022631			1416	15	11	69	1945 720 1468	400/3/50	282	3/4"		
SPINN 15 TM CE	4152022636			1680	20	15	71	1945 720 1468	400/3/50	297	3/4"		
SPINN 7.5X TM CE	4152022627			780	10	7,5	65	1945 720 1468	400/3/50	267	3/4"		
SPINN 11 TM CE	4152022632			1152	15	11	69	1945 720 1468	400/3/50	282	3/4"		
SPINN 15 TM CE	4152022637		1332	20	15	71	1945 720 1468	400/3/50	297	3/4"			
SPINN 5.5XE TM CE	4152022638		846	7,5	5,5	64	1543 720 1337	400/3/50	242	3/4"			
SPINN 7.5XE TM CE	4152022642		1140	10	7,5	65	1543 720 1337	400/3/50	250	3/4"			
SPINN 11E TM CE	4152022647		1620	15	11	69	1543 720 1337	400/3/50	265	3/4"			
SPINN 15E TM CE	4152022652		1860	20	15	71	1543 720 1337	400/3/50	280	3/4"			
SPINN 5.5XE TM CE	4152022639		270	10	696	7,5	5,5	64	1543 720 1337	400/3/50	242	3/4"	
SPINN 7.5XE TM CE	4152022643	996			10	7,5	65	1543 720 1337	400/3/50	250	3/4"		
SPINN 11E TM CE	4152022648	1416			15	11	69	1543 720 1337	400/3/50	265	3/4"		
SPINN 15E TM CE	4152022653	1680			20	15	71	1543 720 1337	400/3/50	280	3/4"		
SPINN 5.5XE TM CE	4152022640	846			7,5	5,5	64	1945 720 1468	400/3/50	262	1/2"		
SPINN 7.5XE TM CE	4152022644	1140			10	7,5	65	1945 720 1468	400/3/50	270	1/2"		
SPINN 11E TM CE	4152022649	1620		15	11	69	1945 720 1468	400/3/50	285	1/2"			
SPINN 15E TM CE	4152022654	1860		20	15	71	1945 720 1468	400/3/50	300	1/2"			
SPINN 5.5XE TM CE	4152022641	500		10	696	7,5	5,5	64	1945 720 1468	400/3/50	262	1/2"	
SPINN 7.5XE TM CE	4152022645				996	10	7,5	65	1945 720 1468	400/3/50	270	1/2"	
SPINN 11E TM CE	4152022650				1416	15	11	69	1945 720 1468	400/3/50	285	1/2"	
SPINN 15E TM CE	4152022655				1680	20	15	71	1945 720 1468	400/3/50	300	1/2"	
SPINN 7.5XE TM CE	4152022646		780		10	7,5	65	1945 720 1468	400/3/50	270	1/2"		
SPINN 11E TM CE	4152022651		1152		15	11	69	1945 720 1468	400/3/50	285	1/2"		
SPINN 15E TM CE	4152022656		1332	20	15	71	1945 720 1468	400/3/50	300	1/2"			



Formula

For whatever your business needs are

There is a magic FORMULA for it! Find yours!
In ABAC we developed more than 45 different FORMULAs to fit your business needs. Many different versions, power sizes, voltages, pressure variants, efficiencies and market approvals are available for service, assembly or any other industrial application.

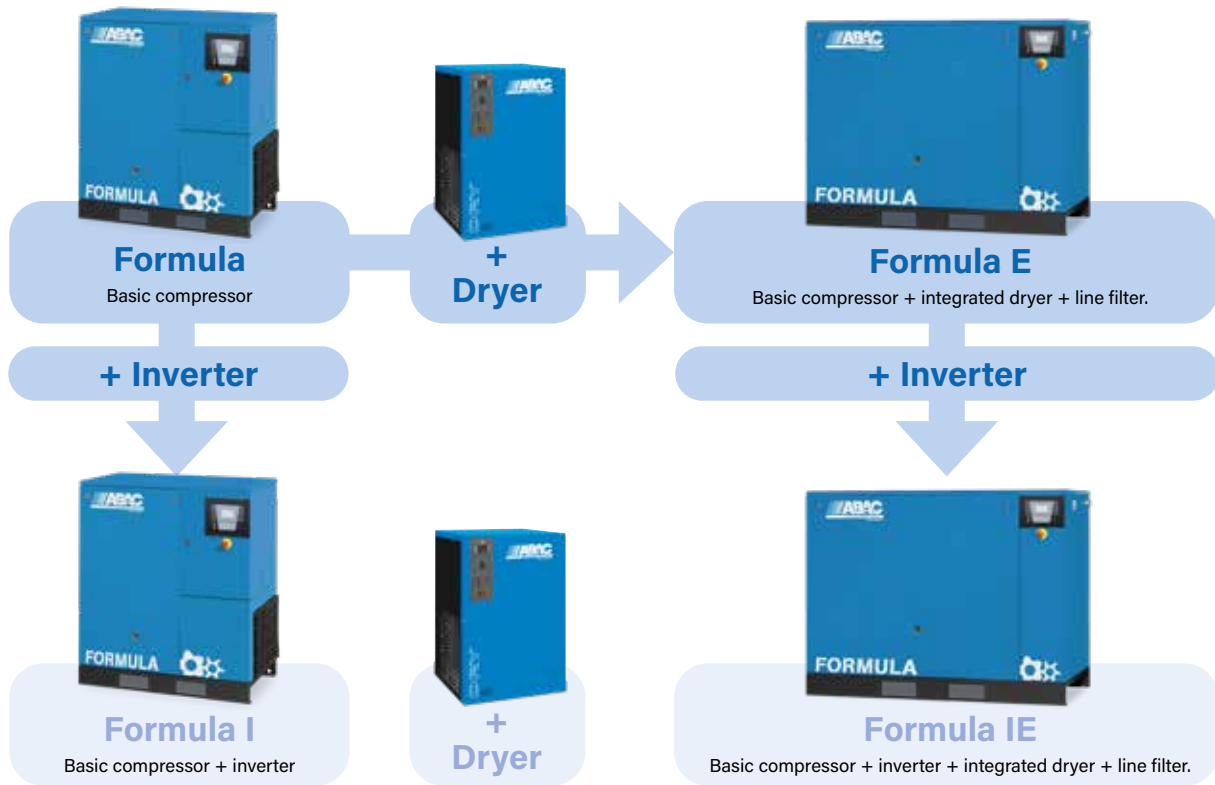
Our famous user friendliness

Thanks to an intuitive control panel, you have a clear overview of all key parameters and system menus – so in a few touches

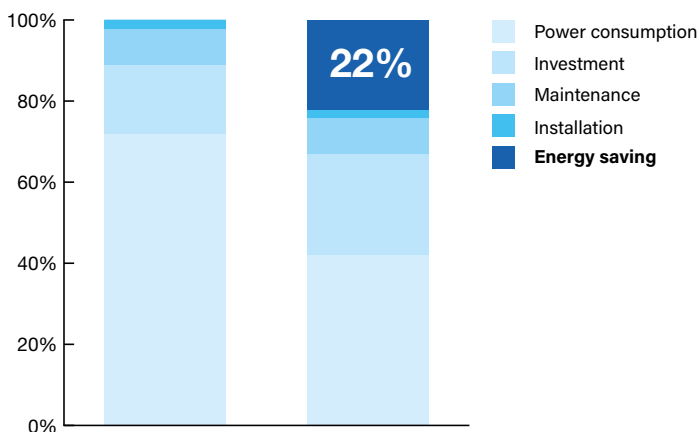
you can easily drive your FORMULA. Besides, all the maintenance components like air, oil filters and belts are ideally positioned to enable an ultimately fast and secure maintenance.

Dedicated service kits support reliable and efficient operation and include all original parts in one single package. ABAC provides you with a simple solution based on the running hours of your compressor. All parts easy at hand while providing highest protection of your investment!

How to choose your Formula



Save energy by using variable speed compressors



During most of the time, the air consumption in your network is not constant. A variable speed compressor reduces the speed of the main motor to follow precisely the profile of compressed air consumption. This results in considerable savings on your energy bill.

Benefits of the inverter

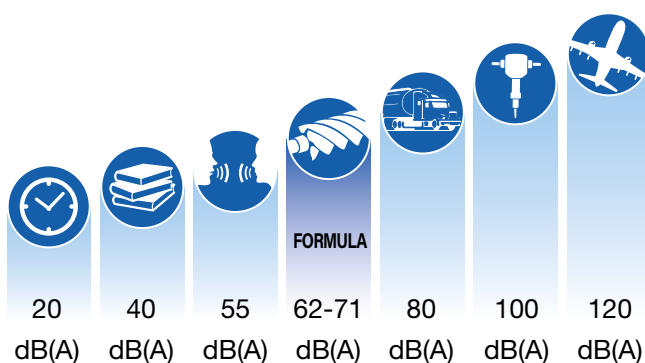
Soft start: reduces the current on start, protecting the motor and reducing power consumption.

EMC Compliant: no electromagnetic interference to or from your power network.

Constant air pressure to any value between 5-13 bar: Maintaining a constant target pressure ensure no unloaded operation and subsequent wasted energy is avoided

High efficiency motor: more energy efficiency through the use of IE2 motor.

Silent workspace



The FORMULA Series was conceived with one thing in mind: respect to your working environment. All FORMULAs are equipped with a generous insulation that allows you to place this equipment close to your work place without disturbing your environment.

Oil Injected Screw

5.5 to 30 kW

Space efficient design
The FORMULA Series compresses and processes high quality air on a minimal space.

Full control in a few clicks
The Infologic2/Airlogic2 controllers give you easy access to menus and all key performance indicators necessary to drive your operation



Silent & ecological dryer

Easy handling
Simple to transport, easy to carry and fast to install

Powerfull cooling
A radial fan instead of a normal fan is fitted on the motor shaft for an improved cooling efficiency of oil and air

FORMULA
30 hp, lubricated



Ultimate clean air



Reliability, efficiency and robustness



FORMULA
5 - 15 kW
Only 0,65 m²



FORMULA / FORMULA I
18-30 kW
Only 0,88 m²



FORMULA E / FORMULA IE
18-30 kW
Only 1,24 m²

Fixed speed



Model	Part number	Bar	l/min	kW	HP	dB(A)	L x W x H (mm)	Volts	Kg	BSP	Price
FORMULA 5,5	4152025384	8	880	5,5	7,5	62	1065 x 665 x 1070	400/3/50	241	3/4"	
	4152025385	10	700								
FORMULA E 5,5	4152025392	8	880	5,5	7,5	62	1065 x 665 x 1070	400/3/50	268	3/4"	
	4152025393	10	700								
FORMULA 7,5	4152025386	8	1240	7,5	10	63	1065 x 665 x 1070	400/3/50	246	3/4"	
	4152025387	10	1080								
	4152025388	13	830								
FORMULA E 7,5	4152025394	8	1240	7,5	10	63	1065 x 665 x 1070	400/3/50	276	3/4"	
	4152025395	10	1080								
	4152025396	13	830								
FORMULA 11	4152025389	8	1675	11	15	65	1065 x 665 x 1070	400/3/50	266	3/4"	
	4152025390	10	1510								
	4152025391	13	1210								
FORMULA E 11	4152025397	8	1675	11	15	65	1065 x 665 x 1070	400/3/50	296	3/4"	
	4152025398	10	1510								
	4152025399	13	1210								
FORMULA 15	4152025526	8	2330	15	20	67	1065 x 665 x 1070	400/3/50	270	3/4"	
	4152025527	10	2110								
	4152025528	13	1690								
FORMULA E 15	4152025535	8	2330	15	20	67	1065 x 665 x 1070	400/3/50	297	3/4"	
	4152025536	10	2110								
	4152025537	13	1690								
FORMULA 18	4152025529	8	3110	18,5	25	69	1204 x 805 x 1220	400/3/50	361	1"	
	4152025530	10	2720								
	4152025531	13	2300								
FORMULA E 18	4152025538	8	3110	18,5	25	69	1204 x 805 x 1220	400/3/50	434	1"	
	4152025539	10	2720								
	4152025540	13	2300								
FORMULA 22	4152025532	8	3650	22	30	70	1204 x 805 x 1220	400/3/50	377	1"	
	4152025533	10	3240								
	4152025534	13	2770								
FORMULA E 22	4152025541	8	3650	22	30	70	1204 x 805 x 1220	400/3/50	450	1"	
	4152025542	10	3240								
	4152025543	13	2770								
FORMULA 30	4152025680	8	4326	30	40	71	1204 x 805 x 1220	400/3/50	405	1"	
	4152025681	10	3900								
	4152025682	13	3436								
FORMULA E 30	4152025683	8	4326	30	40	71	1204 x 805 x 1220	400/3/50	478	1"	
	4152025684	10	3900								
	4152025685	13	3436								

Variable Speed



Type	Part number	Bar	kW	HP	Min l/min	Max l/min	dB(A)	L x W x H (mm)	Volts	Kg	BSP	Price
FORMULA I 7,5	4152025480	13	7,5	10	125	1200	63	1065 x 665 x 1070	400/3/50	255	3/4"	
FORMULA E I 7,5	4152025482									285		
FORMULA I 11	4152025481	13	11	15	380	1750	65	1065 x 665 x 1070	400/3/50	275	3/4"	
FORMULA E I 11	4152025483									305		
FORMULA I 15	4152025634	10	15	20	620	2310	67	1065 x 665 x 1070	400/3/50	280	3/4"	
	4152025635	13										
FORMULA E I 15	4152025640	10										
	4152025641	13			485	1865			307			
FORMULA I 18	4152025636	10	18,5	25	575	2935	69	1204 x 805 x 1220	400/3/50	370	1"	
	4152025637	13										
FORMULA E I 18	4152025642	10										
	4152025643	13			490	2465			445			
FORMULA I 22	4152025638	10	22	30	625	3390	70	1204 x 805 x 1220	400/3/50	400	1"	
	4152025639	13										
FORMULA E I 22	4152025644	10										
	4152025645	13			530	3050			490			
FORMULA I 30	4152025704	10	30	40	1456	4400	71	1204 x 805 x 1220	400/3/50	447	1"	
	4152025705	13										
FORMULA E I 30	4152025706	10										
	4152025707	13			1600	3792			520			

* Unit performance measured according to ISO 1217. Noise level measured according to ISO 2151. Reference conditions: instake air pressure 1bar, 20°C and 70% RH.

Oil Injected Screw

30 to 75 kW

Full control in a few clicks

The Infologic2/Airlogic2 controllers give you easy access to menus and all key performance indicators necessary to drive your operation

Reliability and efficiency

The in-house designed and built air-end element with a 4/6 profile ensures maximum performance and efficiency

Silent and comfortable operation



Easy access to internal components for easy maintenance

The panels on the four sides of the compressor are completely removable and provide easy access to all parts

FORMULA 37
50 hp, lubricated



Efficient cooling



Perfection down to the smallest detail



FORMULA 30-37-38 = 1.1 m²
FORMULA 45-55 = 1.3 m²
FORMULA 75 = 2.1 m²

FORMULA I 37 = 1.1 m²
FORMULA I 45-55 = 1.3 m²
FORMULA I 75 = 2.1 m²

Fixed speed



Model	Part number	Bar	l/min	kW	HP	dB(A)	L x W x H (mm)	Kg	BSP	Price
FORMULA 30	8090374177	8	4140	30	40	74	1195 x 920 x 1590	580	1"	
	8090374185	10	3620							
	8090374193	13	3150							
FORMULA 37	8090374201	8	5320	37	50	75	1195 x 920 x 1590	600	1"	
	8090374219	10	4950							
	8090374227	13	4240							
FORMULA 38	8090374235	8	6150	37	50	75	1195 x 920 x 1590	655	1 1/4"	
	8090374243	10	5350							
	8090374250	13	4100							
FORMULA 45	8090374268	8	7100	45	60	75	1300 x 1020 x 1765	920	1 1/2"	
	8090374276	10	6100							
	8090374284	13	5300							
FORMULA 55	8090374292	8	9100	55	75	76	1300 x 1020 x 1765	1000	1 1/2"	
	8090374300	10	7900							
	8090374318	13	6600							
FORMULA 75	8090374326	8	12400	75	100	76	1550 x 1325 x 1800	1325	2"	
	8090374334	10	10800							
	8090374342	13	9200							

Variable Speed



Type	Part number	Bar	Min l/min	Max l/min	kW	HP	dB(A)	L x W x H (mm)	Kg	BSP	Price
FORMULA I 37	8090374359	8	2030	5720	37	50	75	1195 x 920 x 1590	640	1"	
	8090374367	10	1820	5220							
	8090374375	13	1530	4470							
FORMULA I 45	8090374383	8	2500	7080	45	60	75	1300 x 1020 x 1765	960	1 1/2"	
	8090374391	10	2080	6070							
	8090374409	13	1740	5250							
FORMULA I 55	8090374417	8	3350	9050	55	75	76	1300 x 1020 x 1765	1060	1 1/2"	
	8090374425	10	2850	7800							
	8090374433	13	2350	6600							
FORMULA I 75	8090374441	8	4550	12400	75	100	76	1550 x 1325 x 1800	1390	2"	
	8090374458	10	3900	10800							
	8090374466	13	3300	9200							

* Unit performance measured according to ISO 1217. Noise level measured according to ISO 2151. Reference conditions: intake air pressure 1 bar, 20 °C and 70% UR.

Oil Injected Screw

30 to 45 kW

Simple installation and easy to use

Plug-and-play integrated dryer.
Integrated WSD and post filter as option
No special foundation needed.
Controller with integrated connectivity (Touchscreen controller option), easy overview of status on your phone.

Easy to service

Oil-level eye at the front.
Easy and quick check thanks to service door and controller.



Saving on your costs

3% savings vs. traditional belt drive transmissions
IE3 motors as standard for Fixed Speed and Variable Speed units
Variable speed versions (30% savings)

FORMULA MI 45



Internal and external protection for the electric fan



All service components are located at the front of the machine for excellent accessibility


 FORMULA MI 30 - MI 37 - MI 45 = 1.384 m²

 FORMULA M 30 - M 37 - M 45 = 0.998 m²

Fixed speed

NEW


Model	Part number	Bar	l/min	kW	HP	dB(A)	L x W x H (mm)	Kg	BSP	Price
Formula M 30	4152034924	7,5	5130	30	40	72	1330x830x1555	589	1 1/4"	
	4152034925	8,5	5130							
	4152034926	10	4560							
	4152034927	13	4020							
FORMULA M 37	4152034928	7,5	6600	37	50	73	1330x830x1555	610	1 1/4"	
	4152034929	8,5	6090							
	4152034930	10	5700							
	4152034931	13	5160							
Formula M 45	4152034932	7,5	7560	45	60	75	1330x830x1555	629	1 1/4"	
	4152034933	8,5	7260							
	4152034934	10	6600							
	4152034935	13	5820							

Variable Speed



Type	Part number	Bar	Min l/min	Max l/min	kW	HP	dB(A)	L x W x H (mm)	Kg	BSP	Price
FORMULA MI 30	4152034936	10	1788	4566	30	40	72	1330x830x1555	605	1 1/4"	
	4152034939	13	2232	3750							
FORMULA MI 37	4152034937	10	2280	5550	37	50	73	1330x830x1555	626	1 1/4"	
	4152034940	13	2080	4542							
FORMULA MI 45	4152034938	10	2256	6732	45	60	75	1330x830x1555	656	1 1/4"	
	4152034941	13	2184	5580							

Oil Injected Screw

30 to 45 kW

User friendliness

- Simplified display
- Full control
- Protect the machine with sensors, algorithms
- Clear overview on machine parameters
- Remote monitoring
- Visualization service intervals



Integrated dryer
Compact integration

Saving on your costs
3% savings vs. traditional belt drive transmissions
IE3 motors as standard for Fixed Speed and Variable Speed units
Variable speed versions (30% savings)

FORMULA MEI 37



All service components are located at the front of the machine for excellent accessibility


 FORMULA ME/MEI 30 - ME/MEI 37 - ME/MEI 45 = 1.384 m²

 FORMULA M/MI 30 - M/MI 37 - M/MI 45 = 0.998 m²
NEW
Fixed speed


Model	Part number	Bar	l/min	kW	HP	dB(A)	L x W x H (mm)	Kg	BSP
Formula ME 30	4152034954	7,5	5130	30	40	72	1330x830x1555	707	1 1/4"
	4152034955	8,5	5130						
	4152034956	10	4560						
	4152034957	13	4020						
FORMULA ME 37	4152034958	7,5	6600	37	50	73	1330x830x1555	728	1 1/4"
	4152034959	8,5	6090						
	4152034960	10	5700						
	4152034961	13	5160						
Formula ME 45	4152034962	7,5	7560	45	60	75	1330x830x1555	747	1 1/4"
	4152034963	8,5	7260						
	4152034964	10	6600						
	4152034965	13	5820						

Variable Speed


Type	Part number	Bar	Min l/min	Max l/min	kW	HP	dB(A)	L x W x H (mm)	Kg	BSP
FORMULA MEI 30	4152034966	10	1788	4566	30	40	72	1330x830x1555	723	1 1/4"
	4152034969	13	2232	3750						
FORMULA MEI 37	4152034967	10	2280	5550	37	50	73	1330x830x1555	744	1 1/4"
	4152034970	13	2080	4542						
FORMULA MEI 45	4152034968	10	2256	6732	45	60	75	1330x830x1555	774	1 1/4"
	4152034971	13	2184	5580						



Genesis

The Genesis concept

A compressed air installation usually requires many different components: a compressor, a receiver, a cyclonic separator, a refrigerant dryer, drains and a post filter. All of this can now be replaced by only one thing: the Genesis workstation. A unique integrated solution!

Our famous user friendliness

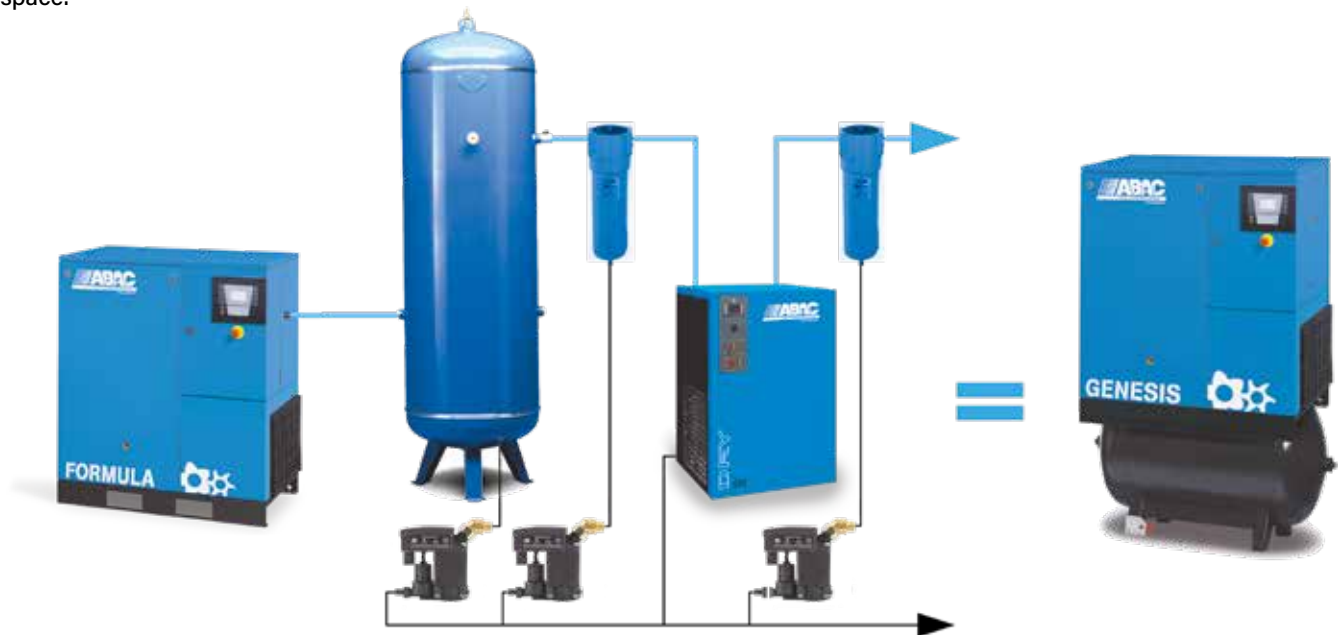
Thanks to an intuitive control panel, you have a clear overview of all key parameters and system menus - so in a few touches

you can easily drive your Genesis. Besides, all the maintenance components like air, oil filters and belts are ideally positioned to enable an ultimately fast and secure maintenance.

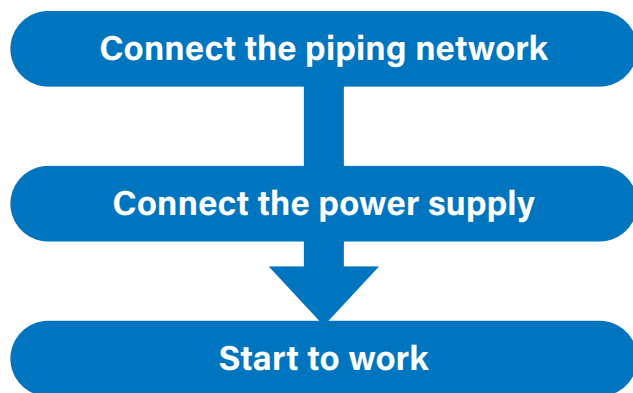
Dedicated service kits support reliable and efficient operation and include all original parts in one single package. ABAC provides you with a simple solution based on the running hours of your compressor. All parts easy at hand while providing highest protection of your investment!

The Reference workstation

The legendary Genesis, that's a truly plug & play solution for air delivery, or just everything you need in one place for far less space.



Today, we are only 3 steps away from running your complete air equipment:

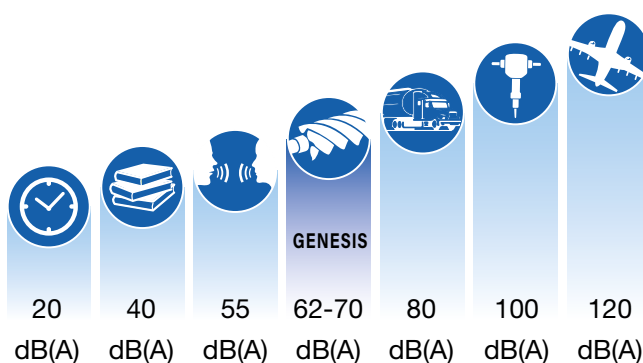


Genesis, or how ABAC makes full feature compressed air easy: **we tune it upfront for you.**

Easiness without compromising on completeness, robustness or efficiency

- Full option air for your ease: all versions include special features refrigerant dryer, automatic drain, line filter (0,1 micron) & vessel.
- Extreme robustness and outstanding reliability provided by high performance air ends.
- As efficient as large industrial compressors with low maintenance, low energy consumption, low service input and optimal installation tuning.
- Variable speed version, wherever energy saving counts even more.

Full comfort air wherever you need it



Space efficient design, uncompromised noise levels thanks to generous insulation and easy handling via two access points: ABAC enables you to install the Genesis device close to your workspace, save on piping network and still keep the comfort.

Oil Injected Screw

5.5 to 22 kW

Full control in a few clicks

The Infologic2/Airlogic2 controllers give you easy access to menus and all key performance indicators necessary to drive your operation

Compact design

Dry and clean air, ready to use



GENESIS
25 hp, 500 litres

No loss automatic condensate drain


The noise free automatic condensate drain discharges only water.

Plug and play maintenance

Good positioning of all service items such as belts, oil and air filters plus an external oil level indicator enable you to have an ultimately easy and fast maintenance



New generation air ends



Standard efficiency included for a long lifetime at low cost



GENESIS
5,5 - 15 kW Series, 500 L

Only 1,24 m²



GENESIS
5,5 - 15 kW Series, 270 L

Only 0,70 m² (200 L vessel size)



GENESIS
18,5 - 22 kW Series, 500 L

Only 1,50 m²

Fixed speed



Model	Part number	L	Bar	l/min	kW	HP	dB(A)	L x W x H (mm)	Kg	BSP	Price	
GENESIS 5,5	4152025400	270	8	880	5,5	7,5	62	1150 x 665 x 1687	338			
	4152025401		10	700								
	4152025408	500	8	880								
	4152025409		10	700								
GENESIS 7,5	4152025402	270	8	1240	7,5	10	63	1150 x 665 x 1687	346			
	4152025403		10	1080								
	4152025404		13	830								
	4152025410	500	8	1240								
	4152025411		10	1080								
	4152025412		13	830								
GENESIS 11	4152025405	270	8	1675	11	15	65	1150 x 665 x 1687	366			
	4152025406		10	1510								
	4152025407		13	1210								
	4152025413	500	8	1675								
	4152025414		10	1510								
GENESIS 15	4152025415	500	13	1210	15	20	67	1935 x 665 x 1689	455			
	4152025544		270	8								2330
	4152025545			10								2110
	4152025546			13								1690
	4152025547		500	8								2330
	4152025548			10								2110
4152025549	13	1690										
GENESIS 18	4152025550	500	8	3110	18,5	25	69	1939 x 805 x 1841	624			
	4152025551		10	2720								
	4152025552		13	2300								
GENESIS 22	4152025553	500	8	3650	22	30	70	1939 x 805 x 1841	640			
	4152025554		10	3240								
	4152025555		13	2770								

Variable Speed



Type	Part number	L	Bar	kW	HP	Min l/min	Max l/min	dB(A)	L x W x H (mm)	Kg	BSP	Price
GENESIS 7,5	4152025484	270	13	7,5	10	125	1200	63	1150 x 665 x 1687	355		
	4152025486	500							1935 x 665 x 1689	440		
GENESIS 11	4152025485	270	13	11	15	380	1750	65	1150 x 665 x 1687	375		
	4152025487	500							1935 x 665 x 1689	460		
GENESIS 15	4152025646	270	10	15	20	620	2310	67	1150 x 665 x 1687	377		
	4152025647		13									
	4152025648	500	10									
	4152025649		13									
GENESIS 18	4152025650	500	10	18,5	25	575	2935	69	1939 x 805 x 1841	635		
	4152025651		13			490	2465					

* Unit performance measured according to ISO 1217. Noise level measured according to ISO 2151. Reference conditions: instake air pressure 1bar, 20°C and 70% RH.



Quality Air

The right air quality
for any application

A compressor takes humidity and contamination from the intake air, during the compression process these particles combine with the oil used in the compressor.

All these impurities can cause wear and corrosion to the downstream equipment, with potential costly interruption to production, and reduction in the efficiency and service life of the equipment used. To reduce this negative impact, ABAC has developed a whole range of products to ensure air quality, increase efficiency and productivity and lengthen the life span of your equipment and tools.



Refrigeration Dryers

Today's compressed air production process is not only a matter of producing air, but also of confirming with defined purity criteria. As humidity is a component of atmospheric air, it can be found in the compressed air distribution systems and the machines that use the compressed air in the form of condensate and/or vapour.

ABAC provides refrigeration dryers to remove condensate and vapour so that dry compressed air is achieved and a continuous efficiency is preserved.



Applications

- Pneumatic tools and equipment
- Pneumatic control systems
- Painting application
- Packaging
- Injection molding
- Car shop
- Tire inflation

Main Benefits

- More economical distribution network
- Longer life span of your equipment and distribution network due to less wear
- Greater productivity and lower maintenance costs thanks to less breakdowns
- Intelligent discharge silently getting rid of water **(1)**
- Higher final product quality
- Increased reliability of your final tools/equipment
- Energy savings with lower pressure drops
- Easy dew point indicator reading **(2)**

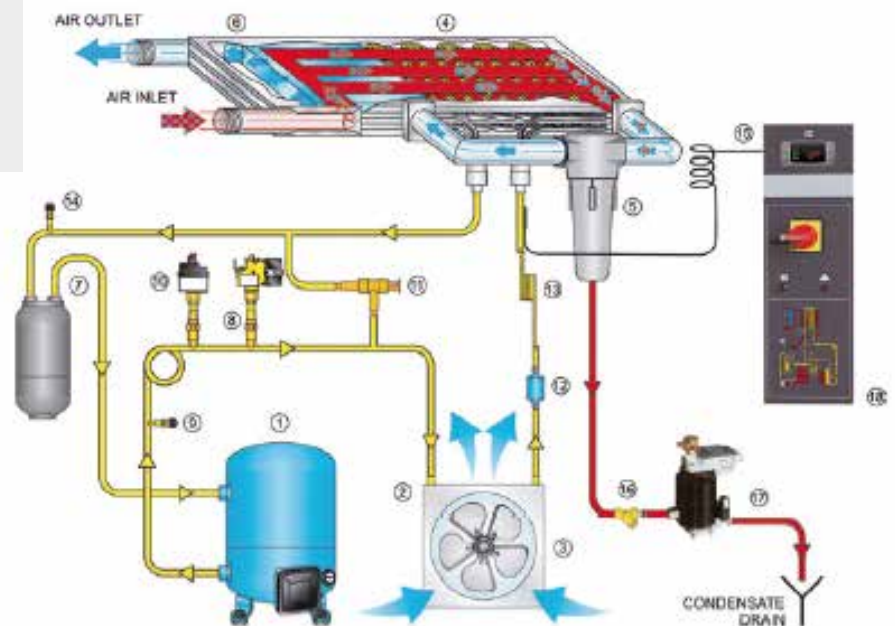

1



2



1. Refrigerant compressor driven by an electric motor, cooled using refrigerant fluid and protected against thermal overload.
2. Refrigerant condenser air-cooled and with a large exchange surface for high thermal exchange.
3. IP 54 motor-driven ventilator for the condenser cooling air flow.
4. Air/refrigerant evaporator with high thermal exchange and low leakage rates.
5. Condensate separator High-efficiency
6. Air - air heat exchanger with high thermal exchange and low load losses
7. Refrigerant fluid separator
8. Maximum pressure switch
9. Service valve
10. Pressure switch, fan control
11. Hot gas bypass valve controls the refrigerant capacity under all load conditions preventing any formation of ice within the system.
12. Refrigerant fluid filter
13. Capillary tube
14. Service valve
15. Instrument panel
16. Impurity filter for collecting any impurities to protect the system
17. Automatic discharge of condensate which is ecological and capable of preventing unwanted discharge of compressed air.



Options

Available from dry 20 up to 130: By-pass valve + filter support
 Note: the air filter is not included in the option.

Available from dry 20 up to 130: Filter support
 Note: the air filter is not included in the option

Reference conditions:

- Operating pressure : 7 bar (100 psi)
- Operating temperature: 35 °C
- Room temperature: 25°

- Pressure dew point: +3 °C +/- 1
- Available in different voltages and frequencies

Limit conditions:

- Working pressure: 16 bar (232 psi) DRY 20-130 13 bar (188 psi) DRY 165-1260
- Operating temperature: 55 °C
- Min/Max room temperature: +5 °C; +45 °C

Optional for DRY (20-130):

- Bypass + filter support
- Filter support

Oil Injected Screw

Refrigeration Dryers

DRY

Model	Part number	Max pressure Bar	Flow rate 3 DRY 5			Flow rate 5 DRY 3			Electrical power W	Volts	dB(A)	Connections	LxWxH (mm)	kg
			l/min	m³/h	cfm	l/min	m³/h	cfm						
DRY 20	4102000740	16	333	20	11,8	267	16	9,4	130	230/1/50	3/4" M	350 x 493 x 450		
DRY 25	4102000741	16	417	25	14,7	350	21	12,4	130	230/1/50	3/4" M	350 x 493 x 450		
DRY 45C	4102000742	16	750	45	26,5	600	36	21,2	164	230/1/50	3/4" M	350 x 493 x 450		
DRY 60	4102000743	16	1000	60	35,3	850	51	30,0	190	230/1/50	3/4" M	350 x 493 x 450		
DRY 85	4102000744	16	1417	85	50,0	1200	72	42,4	266	230/1/50	3/4" M	350 x 493 x 450		
DRY 130	4102000745	16	2167	130	76,5	1825	110	64,4	284	230/1/50	3/4" M	350 x 493 x 450		
DRY 165	4102003223	14	2750	165	97,1	2350	141	83,0	674	230/1/50	58	1"	370 x 498 x 764	
DRY 210	4102003224	14	3500	210	123,6	3000	180	106,0	716	230/1/50	58	1"	370 x 498 x 764	
DRY 250	4102005405	14	4167	250	147,2	3600	216	127,0	659	230/1/50	58	1 1/2"	460 x 558 x 789	
DRY 290	4102005406	14	4833	290	170,7	4100	246	145,0	663	230/1/50	58	1 1/2"	460 x 558 x 789	
DRY 360	4102005407	14	6000	360	211,9	5200	312	184,0	835	230/1/50	58	1 1/2"	460 x 558 x 789	
DRY 460	4102002721	14	7667	460	270,8	6500	390	230,0	1016	230/1/50	59	1 1/2"	580 x 588 x 899	
DRY 530	4102002722	14	8833	530	311,9	7700	462	272,0	1098	230/1/50	59	1 1/2"	580 x 588 x 899	
DRY 690	4102003794	14	11500	690	406,1	10000	600	353,0	1319	400/3/50	60	2"	735 x 898 x 962	
DRY 830	4102003795	14	13833	830	488,5	12000	720	424,0	1631	400/3/50	67	2"	735 x 898 x 962	
DRY 1040	4102003796	14	17333	1040	612,1	15000	900	530,0	1889	400/3/50	67	2"	735 x 898 x 962	
DRY 1260	4102003797	14	21000	1260	741,6	18000	1080	636,0	2110	400/3/50	68	2"	735 x 898 x 962	

Version available: 230V/60Hz/3 - 460V/60Hz/3

Model	Part number
Filters Support A0-A4 1/2g	4101000652
Filters Supp Bypass A0-A4 1/2g	4101000653

Model	Part number
Wooden Cr.a0-4/C0-6 Pad	0000050753
Wooden Crate E5-6/B6 Pad	0000050758
Wooden Crate E7-E8 Pad	0000050763

Model	Part number
Wooden Crate E9-E10 Pad	0000050768
Wooden Crate E11-E14 Pad	0000050773
Wooden Crate Dryer C7-C10 Pad	0000050778

COOL DRY

Model	Part number	Max pressure Bar	Flow rate 3 DRY 5			Electrical power W	Volts	dB(A)	Connections	LxWxH (mm)	kg
			l/min	m³/h	cfm						
COOL21(C0)	4102003602	16	350	21	12,4	130	230/1/50	50	1/2"	233x560x560	19
COOL36(C1)	4102003603	16	600	36	21,2	135	230/1/50	50	1/2"	233x560x560	19
COOL51(C2)	4102003604	16	850	51	30,0	167	230/1/50	50	1/2"	233x560x560	19
COOL72(C3)	4102003605	16	1200	72	42,4	286	230/1/50	47	1/2"	233x560x560	20
COOL110(C4)	4102003606	16	1825	110	64,4	323	230/1/50	53	1/2"	233x560x560	25
COOL129(C5)	4102003607	16	2150	129	75,9	297	230/1/50	53	3/4"	233x560x560	27
COOL 180 (C6)	4102001849	16	3000	180	105,9	419	230/1/50	53	1"	233x560x560	30
COOL216(C7)	4102005075	13	3600	216	127,1	675	230/1/50	58	1"	310x706x994	61
COOL246(C7,5)	4102005076	13	4100	246	144,8	735	230/1/50	58	1 1/2"	310x706x994	66
COOL312(C8)	4102005077	13	5200	312	183,6	702	230/1/50	59	1 1/2"	310x706x994	69
COOL390(C9)	4102005078	13	6500	390	229,5	746	230/1/50	59	1 1/2"	310x706x994	73
COOL462(C10)	4102005079	13	7700	462	271,9	954	230/1/50	59	1 1/2"	310x706x994	73

Correction factor Formula for determining the correction factor: $K = A \times B \times C$

Flow rate correction factors for different conditions than those indicated as reference

°C	Ambient temperature						
	25	30	35	40	43	46	
A	1.00	0.92	0.84	0.80	0.79	/	(DRY 20-530)
A	1.00	0.91	0.81	0.72	/	0.62	(DRY 690-1260)

°C	Operating temperature							
	30	35	40	45	50	55	60	
B	1.24	1.00	0.82	0.69	0.58	0.45	/	(DRY 20-530)
B	1.00	1.00	0.82	0.69	0.58	0.49	0.42	(DRY 690-1260)

bars	Operating pressure												
	5	6	7	8	9	10	11	12	13	14	15	16	
C	0.90	0.96	1.00	1.03	1.06	1.08	1.10	1.12	1.13	1.15	1.16	1.17	(DRY 20-530)
C	0.90	0.97	1.00	1.03	1.05	1.07	1.09	1.11	1.12	1.15	/	/	(DRY 690-1260)

Compressed Air Line Filters

Atmospheric air contains in its origin impurities like dust, various forms of hydrocarbons and water in form of humidity, which once sucked by the compressor is compressed and delivered to the line together with eventual oily particles. These polluting agents, interacting among each other, may generate abrasive and corrosive emulsions which can damage the distribution lines, the pneumatic devices and the product itself. To prevent this negative impact, ABAC has developed a whole range of filters to purify the air.

Applications

- Instrument systems
- Pharmaceutical industry
- Food industry
- Chemical & packaging industry
- Pneumatic transports
- Industrial painting
- Control systems
- Generic tools
- ...and any application using compressed air

Main Benefits

- Purify the air its oil/dust contamination
- Increased production & quality: prevent breakdowns instead of curing
- Ensuring greater efficiency and reliability
- Less wear of distribution network and equipment
- Simple design, excellent performance
- Decreased maintenance costs
- Different cartridges with specific filtration qualities
- Higher final product quality



Lifetime of the internal cartridge



Filtration grades

	P	G	S	C	D	V
Particle removal (micron) ■	5	-	1	-	0.01	-
Outlet oil aerosol concentration (mg/m ³) ■	1	0.3	-	0.01	-	0.003
Total mass efficiency (%)	>90	>99.25	-	>99.9	-	-
Quality class of air at outlet (particles / oil) ▲	4 / 3	- / 3	3 / -- / 2	1 / -	- / 1	-
Initial pressure drop over filter in dry applications (bar)	0.05	0.055	0.055/0.085	0.085	0.115	-
Initial pressure drop over filter in wet applications (bar) *	0.08	0.125	-	0.125	-	-

■ Referred to an absolute pressure of 1 bar and temperature of 20° C

▲ According to ISO 8573-1:2010 in a typical installation

* According to ISO 12500-1 at oil concentration upstream of the filter of 10 mg/m³ (Grade G = 40 mg/m³)

CORRECTION FACTORS

For maximum flow rate, multiply model flow rate by the correction factor corresponding to the minimum operating pressure

Operating pressure barg (psig)	4 (58)	5 (72)	6 (87)	7 (100)	8 (115)	10 (145)	12 (174)	14 (203)	16 (232)	20 (290)
Correction factor	0.76	0.84	0.92	1.00	1.07	1.19	1.31	1.41	1.51	1.6

Oil Injected Screw

Coalescing Filtration Grade C

Reference conditions

Size	from 1 to 18
Compressed air effective inlet pressure (bar(g))	7
Ambient air temperature (°C)	20
Compressed air inlet temperature (°C)	20
Compressed air inlet dewpoint (°C)	10
Test oil aerosol inlet concentration (mg/m..)	10

Limitations

Size	from 1 to 18
Minimum ambient temperature (°C)	-20
Maximum ambient temperature (°C)	50
Minimum compressed air inlet pressure (bar(g))	1.5
Maximum compressed air inlet pressure (bar(g))	16
Minimum compressed air inlet temperature (°C)	0
Maximum compressed air inlet temperature (°C)	80
Maximum time in use for element change (month) ...	12
Maximum running hours for element change (h) ...	8000



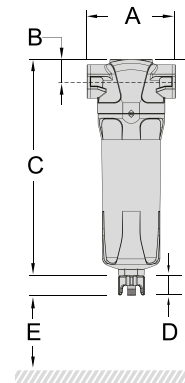
Design data

Size	Part number	Nominal volume flow at filter inlet (l/s)	Dimensions of inlet and outlet connections (BSP / NPT)	Bowl connection at the bottom (BSP)	Number of filter elements	Filter dimension A (mm)	Filter dimension B (mm)	Filter dimension C (mm)	Drain length D (mm)	Service distance E (mm)	Filter volume (head+bowl) (lt.)	Weight (kg)	Shipping length (mm)	Shipping width (mm)	Shipping height (mm)	
1	8102855081	2.8	1/8	1/4"	1	50	17	157	28	60	0.1	0,25	260	65	65	
2	8102855082	6.9	1/4	1/4"		50	17	157	28	60	60	0.1	0,25	260	65	65
3	8102855083	11.7	1/4	1/4"		70	24	231	28	70	70	0.3	0,6	390	85	85
4	8102855084	15	3/8	1/4"		70	24	231	28	70	70	0.3	0,6	390	85	85
5	8102855085	23.6	1/2	1/4"		70	24	231	28	70	70	0.3	0,6	390	85	85
6	8102855086	33.1	1/2	3/4"		127	32	285	30	80	80	1.1	1,7	460	130	125
7	8102855087	40	3/4	3/4"		127	32	285	30	80	80	1.1	1,7	460	130	125
8	8102855088	49.4	1	3/4"		127	32	285	30	80	80	1.1	1,7	460	130	125
9	8102855089	58.9	3/4	3/4"		127	32	371	30	80	80	1.5	2	575	130	125
10	8102855090	82.5	1	3/4"		127	32	371	30	80	80	1.5	2	575	130	125
11	8102855091	132.2	1 1/4	3/4"		140	40	475	30	80	80	2.6	3	705	170	150
12	8102855092	151.4	1 1/2	3/4"		140	40	475	30	80	80	2.6	3	705	170	150
13	8102855093	212.5	2	3/4"		170	53	508	30	100	100	3.5	4,9	720	185	185
14	8102855094	330.3	2	3/4"		170	53	708	30	100	100	5.3	5,5	1020	185	185
15	8102855095	401.1	2 1/2	3/4"		220	70	736	30	100	100	9.4	10,5	1175	240	220
16	8102855096	424.7	3	3/4"		220	70	736	30	100	100	9.4	10,5	1175	240	220
17	8102857004	590.3	3	3/4"		220	70	857	30	100	100	12	11,5	1175	240	220
18	8102857005	708.3	3	3/4"		220	70	1005	30	100	100	14	12,5	1300	240	220

Performance data

Size	from 1 to 18
Particle removal (micron) ■	-
Outlet oil aerosol concentration (mg/m..) ■	0.01
Total mass efficiency (%)	>99.9
Quality class of air at outlet (oil) ▲	2
Initial pressure drop over filter in dry applications (bar)	0.085
Initial pressure drop over filter in wet applications (bar) *	0.125

- At reference conditions, unless otherwise stated and according to ISO 1217, third edition, annex C.
- Referred to an absolute pressure of 1 bar and temperature of 20° C
- ▲ According to ISO 8573-1:2010 in a typical installation
- * According to ISO 12500-1 at oil concentration upstream of the filter of 10 mg/m³.
.. Whichever comes first.



Pressure correction factors	For maximum flow rate. multiply model flow rate by the correction factor corresponding to the minimum operating pressure									
Operating pressure barg (psig)	4 (58)	5 (72)	6 (87)	7 (100)	8 (115)	10 (145)	12 (174)	14 (203)	16 (232)	20 (290)
Correction factor	0.76	0.84	0.92	1.00	1.07	1.19	1.31	1.41	1.51	-

Oil Injected Screw

Coalescing Filtration Grade G

Reference conditions

Size	from 1 to 18
Compressed air effective inlet pressure (bar(g))	7
Ambient air temperature (°C)	20
Compressed air inlet temperature (°C)	20
Compressed air inlet dewpoint (°C)	10
Test oil aerosol inlet concentration (mg/m ³)	40

Limitations

Size	from 1 to 18
Minimum ambient temperature (°C)	-20
Maximum ambient temperature (°C)	50
Minimum compressed air inlet pressure (bar(g))	1.5
Maximum compressed air inlet pressure (bar(g))	16
Minimum compressed air inlet temperature (°C)	0
Maximum compressed air inlet temperature (°C)	80
Maximum time in use for element change (month) ...	12
Maximum running hours for element change (h) ...	8000



Design data

Size	Part number	Nominal volume flow at filter inlet (l/s)	Dimensions of inlet and outlet connections (BSP / NPT)	Bowl connection at the bottom (BSP)	Number of filter elements	Filter dimension A (mm)	Filter dimension B (mm)	Filter dimension C (mm)	Drain length D (mm)	Service distance E (mm)	Filter volume (head+bowl) (lt.)	Weight (kg)	Shipping length (mm)	Shipping width (mm)	Shipping height (mm)	
1	8102855065	2.8	1/8	1/4"	1	50	17	157	28	60	0.1	0,25	260	65	65	
2	8102855066	6.9	1/4	1/4"		50	17	157	28	60	60	0.1	0,25	260	65	65
3	8102855067	11.7	1/4	1/4"		70	24	231	28	70	70	0.3	0,6	390	85	85
4	8102855068	15	3/8	1/4"		70	24	231	28	70	70	0.3	0,6	390	85	85
5	8102855069	23.6	1/2	1/4"		70	24	231	28	70	70	0.3	0,6	390	85	85
6	8102855070	33.1	1/2	3/4"		127	32	285	30	80	80	1.1	1,7	460	130	125
7	8102855071	40	3/4	3/4"		127	32	285	30	80	80	1.1	1,7	460	130	125
8	8102855072	49.4	1	3/4"		127	32	285	30	80	80	1.1	1,7	460	130	125
9	8102855073	58.9	3/4	3/4"		127	32	371	30	80	80	1.5	2	575	130	125
10	8102855074	82.5	1	3/4"		127	32	371	30	80	80	1.5	2	575	130	125
11	8102855075	132.2	1 1/4	3/4"		140	40	475	30	80	80	2.6	3	705	170	150
12	8102855076	151.4	1 1/2	3/4"		140	40	475	30	80	80	2.6	3	705	170	150
13	8102855077	212.5	2	3/4"		170	53	508	30	100	100	3.5	4,9	720	185	185
14	8102855078	330.3	2	3/4"		170	53	708	30	100	100	5.3	5,5	1020	185	185
15	8102855079	401.1	2 1/2	3/4"		220	70	736	30	100	100	9.4	10,5	1175	240	220
16	8102855080	424.7	3	3/4"		220	70	736	30	100	100	9.4	10,5	1175	240	220
17	8102857002	590.3	3	3/4"		220	70	857	30	100	100	12	11,5	1175	240	220
18	8102857003	708.3	3	3/4"		220	70	1005	30	100	100	14	12,5	1300	240	220

Performance data

Size	from 1 to 18
Particle removal (micron) ■	-
Outlet oil aerosol concentration (mg/m ³) ■	0.3
Total mass efficiency (%)	>99.25
Quality class of air at outlet (oil) ▲	3
Initial pressure drop over filter in dry applications (bar)	0.055
Initial pressure drop over filter in wet applications (bar) *	0.125

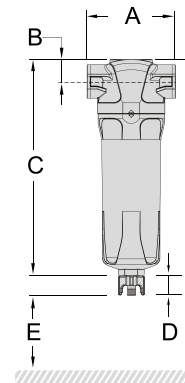
● At reference conditions, unless otherwise stated and according to ISO 1217, third edition, annex C.

■ Referred to an absolute pressure of 1 bar and temperature of 20° C

▲ According to ISO 8573-1:2010 in a typical installation

* According to ISO 12500-1 at oil concentration upstream of the filter of 10 mg/m³.

... Whichever comes first.



Pressure correction factors	For maximum flow rate. multiply model flow rate by the correction factor corresponding to the minimum operating pressure									
Operating pressure barg (psig)	4 (58)	5 (72)	6 (87)	7 (100)	8 (115)	10 (145)	12 (174)	14 (203)	16 (232)	20 (290)
Correction factor	0.76	0.84	0.92	1.00	1.07	1.19	1.31	1.41	1.51	-

Oil Injected Screw

Coalescing Filtration Grade P

Reference conditions

Size	from 1 to 18
Compressed air effective inlet pressure (bar(g))	7
Ambient air temperature (°C)	20
Compressed air inlet temperature (°C)	20
Compressed air inlet dewpoint (°C)	10
Test oil aerosol inlet concentration (mg/m..)	10

Limitations

Size	from 1 to 18
Minimum ambient temperature (°C)	-20
Maximum ambient temperature (°C)	50
Minimum compressed air inlet pressure (bar(g))	1.5
Maximum compressed air inlet pressure (bar(g))	16
Minimum compressed air inlet temperature (°C)	0
Maximum compressed air inlet temperature (°C)	80
Maximum time in use for element change (month) ...	12
Maximum running hours for element change (h) ...	8000



Design data

Size	Part number	Nominal volume flow at filter inlet (l/s)	Dimensions of inlet and outlet connections (BSP / NPT)	Bowl connection at the bottom (BSP)	Number of filter elements	Filter dimension A (mm)	Filter dimension B (mm)	Filter dimension C (mm)	Drain length D (mm)	Service distance E (mm)	Filter volume (head+bowl) (lt.)	Weight (kg)	Shipping length (mm)	Shipping width (mm)	Shipping height (mm)	
1	8102855049	2.8	1/8	1/4"	1	50	17	157	28	60	0.1	0,25	260	65	65	
2	8102855050	6.9	1/4	1/4"		50	17	157	28	60	60	0.1	0,25	260	65	65
3	8102855051	11.7	1/4	1/4"		70	24	231	28	70	70	0.3	0,6	390	85	85
4	8102855052	15	3/8	1/4"		70	24	231	28	70	70	0.3	0,6	390	85	85
5	8102855053	23.6	1/2	1/4"		70	24	231	28	70	70	0.3	0,6	390	85	85
6	8102855054	33.1	1/2	3/4"		127	32	285	30	80	80	1.1	1,7	460	130	125
7	8102855055	40	3/4	3/4"		127	32	285	30	80	80	1.1	1,7	460	130	125
8	8102855056	49.4	1	3/4"		127	32	285	30	80	80	1.1	1,7	460	130	125
9	8102855057	58.9	3/4	3/4"		127	32	371	30	80	80	1.5	2	575	130	125
10	8102855058	82.5	1	3/4"		127	32	371	30	80	80	1.5	2	575	130	125
11	8102855059	132.2	1 1/4	3/4"		140	40	475	30	80	80	2.6	3	705	170	150
12	8102855060	151.4	1 1/2	3/4"		140	40	475	30	80	80	2.6	3	705	170	150
13	8102855061	212.5	2	3/4"		170	53	508	30	100	100	3.5	4,9	720	185	185
14	8102855062	330.3	2	3/4"		170	53	708	30	100	100	5.3	5,5	1020	185	185
15	8102855063	401.1	2 1/2	3/4"		220	70	736	30	100	100	9.4	10,5	1175	240	220
16	8102855064	424.7	3	3/4"		220	70	736	30	100	100	9.4	10,5	1175	240	220
17	8102857000	590.3	3	3/4"		220	70	857	30	100	100	12	11,5	1175	240	220
18	8102857001	708.3	3	3/4"		220	70	1005	30	100	100	14	12,5	1300	240	220

Performance data

Size	from 1 to 18
Particle removal (micron) ■	5
Outlet oil aerosol concentration (mg/m..) ■	1
Total mass efficiency (%)	>90
Quality class of air at outlet (oil) ▲	4 / 3
Initial pressure drop over filter in dry applications (bar)	0.05
Initial pressure drop over filter in wet applications (bar) *	0.08

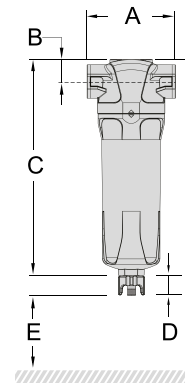
● At reference conditions, unless otherwise stated and according to ISO 1217, third edition, annex C.

■ Referred to an absolute pressure of 1 bar and temperature of 20° C

▲ According to ISO 8573-1:2010 in a typical installation

* According to ISO 12500-1 at oil concentration upstream of the filter of 10 mg/m³.

.. Whichever comes first.



Pressure correction factors	For maximum flow rate. multiply model flow rate by the correction factor corresponding to the minimum operating pressure									
Operating pressure barg (psig)	4 (58)	5 (72)	6 (87)	7 (100)	8 (115)	10 (145)	12 (174)	14 (203)	16 (232)	20 (290)
Correction factor	0.76	0.84	0.92	1.00	1.07	1.19	1.31	1.41	1.51	-

Oil Injected Screw

Oil Vapor Filtration Grade V



Reference conditions

Size	from 1 to 18
Compressed air effective inlet pressure (bar(g))	7
Ambient air temperature (°C)	20
Compressed air inlet temperature (°C)	20
Compressed air inlet dewpoint (°C)	-
Test oil aerosol inlet concentration (mg/m.)	0.01

Limitations

Size	from 1 to 18
Minimum ambient temperature (°C)	-20
Maximum ambient temperature (°C)	50
Minimum compressed air inlet pressure (bar(g))	1.5
Maximum compressed air inlet pressure (bar(g))	20.7
Minimum compressed air inlet temperature (°C)	0
Maximum compressed air inlet temperature (°C)	50
Maximum time in use for element change (month) ...	6
Maximum running hours for element change (h) ...	1000*

*@ 20°C operating temperature

Design data ●

Size	Part number	Nominal volume flow at filter inlet (l/s)	Dimensions of inlet and outlet connections (BSP / NPT)	Bowl connection at the bottom (BSP)	Number of filter elements	Filter dimension A (mm)	Filter dimension B (mm)	Filter dimension C (mm)	Drain length D (mm)	Service distance E (mm)	Filter volume (head+bowl) (lt.)	Weight (kg)	Shipping length (mm)	Shipping width (mm)	Shipping height (mm)	
1	8102855113	2.8	1/8	1/4"	1	50	17	157	28	60	0.1	0,25	260	65	65	
2	8102855114	6.9	1/4	1/4"		50	17	157	28	60	60	0.1	0,25	260	65	65
3	8102855115	11.7	1/4	1/4"		70	24	231	28	70	70	0.3	0,6	390	85	85
4	8102855116	15	3/8	1/4"		70	24	231	28	70	70	0.3	0,6	390	85	85
5	8102855117	23.6	1/2	1/4"		70	24	231	28	70	70	0.3	0,6	390	85	85
6	8102855118	33.1	1/2	3/4"		127	32	285	30	80	80	1.1	1,7	460	130	125
7	8102855119	40	3/4	3/4"		127	32	285	30	80	80	1.1	1,7	460	130	125
8	8102855120	49.4	1	3/4"		127	32	285	30	80	80	1.1	1,7	460	130	125
9	8102855121	58.9	3/4	3/4"		127	32	371	30	80	80	1.5	2	575	130	125
10	8102855122	82.5	1	3/4"		127	32	371	30	80	80	1.5	2	575	130	125
11	8102855123	132.2	1 1/4	3/4"		140	40	475	30	80	80	2.6	3	705	170	150
12	8102855124	151.4	1 1/2	3/4"		140	40	475	30	80	80	2.6	3	705	170	150
13	8102855125	212.5	2	3/4"		170	53	508	30	100	100	3.5	4,9	720	185	185
14	8102855110	330.3	2	3/4"		170	53	708	30	100	100	5.3	5,5	1020	185	185
15	8102855111	401.1	2 1/2	3/4"		220	70	736	30	100	100	9.4	10,5	1175	240	220
16	8102855112	424.7	3	3/4"		220	70	736	30	100	100	9.4	10,5	1175	240	220
17	8102857006	590.3	3	3/4"		220	70	857	30	100	100	12	11,5	1175	240	220
18	8102857007	708.3	3	3/4"		220	70	1005	30	100	100	14	12,5	1300	240	220

Performance data ●

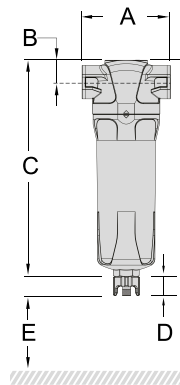
Size	from 1 to 18
Particle removal (micron) ■	-
Outlet oil aerosol concentration (mg/m.) ■	0.003
Total mass efficiency (%)	-
Quality class of air at outlet (oil) ▲	1
Initial pressure drop over filter in dry applications (bar)	0.155
Initial pressure drop over filter in wet applications (bar)	-

● At reference conditions, unless otherwise stated and according to ISO 1217, third edition, annex C.

■ Referred to an absolute pressure of 1 bar and temperature of 20° C

▲ According to ISO 8573-1:2010 in a typical installation

.. Whichever comes first.



Pressure correction factors	For maximum flow rate. multiply model flow rate by the correction factor corresponding to the minimum operating pressure									
Operating pressure barg (psig)	4 (58)	5 (72)	6 (87)	7 (100)	8 (115)	10 (145)	12 (174)	14 (203)	16 (232)	20 (290)
Correction factor	0.76	0.84	0.92	1.00	1.07	1.19	1.31	1.41	1.51	1.6

Oil Injected Screw

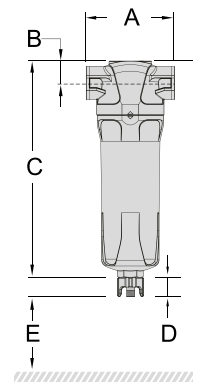
Compressed Air Line Water separators

- 13 sizes, including lower flow
- Integrated into the standard filter range
- Unique vanes design to eliminate points of low efficiency
- Eliminates 99% bulk water, even at low velocities
- Low pressure drop (50-60mbar)
- Corrosion protection: Internal and external
- No replacement components
- External accessible drain valve
- Same installation accessories as the new filters



Design data ●

Size	Part number	Nominal volume flow at filter inlet (l/s)	Dimensions of inlet and outlet connections (BSP / NPT)	Bowl connection at the bottom (BSP)	Filter dimension A (mm)	Filter dimension B (mm)	Filter dimension C (mm)	Drain length D (mm)	Weight (kg)	Shipping length (mm)	Shipping width (mm)	Shipping height (mm)
1	8102855113	3	1/8	1/4"	50	17	157	60	0,25	260	65	65
2	8102855114	7	1/4	1/4"	50	17	157	60	0,25	260	65	65
3	8102855115	12	1/4	1/4"	70	24	231	70	0,6	390	85	85
4	8102855116	16	3/8	1/4"	70	24	231	70	0,6	390	85	85
5	8102855117	24	1/2	1/4"	70	24	231	70	0,6	390	85	85
6	8102855118	33	1/2	3/4"	127	32	285	80	1,7	460	130	125
7	8102855119	59	3/4	3/4"	127	32	285	80	1,7	460	130	125
8	8102855120	83	1	3/4"	127	32	285	80	1,7	460	130	125
9	8102855121	132	1 1/4	3/4"	140	40	475	80	3	705	170	150
10	8102855122	151	1 1/2	3/4"	140	40	475	80	3	705	170	150
11	8102855123	330	2	3/4"	170	53	508	100	4,9	1020	185	185
12	8102855124	401	2 1/2	3/4"	220	70	413	100	8	1175	240	220
13	8102855125	708	3	3/4"	220	70	413	100	8	1175	240	220



Adsorption dryers

Today's compressed air production process is not only a matter of producing air, but also of confirming with defined purity criteria. As humidity is a component of atmospheric air, it can be found in the form of condensate and/or vapor in the compressed air distribution systems and the machines that use the compressed air. ABAC provides adsorption dryers to remove condensate and vapor so that dry compressed air is achieved and a continuous efficiency is preserved.



Applications

- Pneumatic control systems
- Painting systems
- Packaging
- Injection molding
- Food industry
- Chemical industry
- Automotive industry
- Pharmaceutical process
- ...and whenever a pressure dew point below 3°C is needed

Main Benefits

- Eliminate any water residual from the net to guarantee clean compressed air
- Longer life span of your equipment and distribution network due to less wear
- Greater productivity and lower maintenance costs thanks to less breakdowns
- Higher final product quality
- Increased reliability and reduced risk for leaks
- Energy savings with lower pressure drops (HAD 115 - HAD 1300)
- Compact execution
- Compatible with any compressor technology



HAD 650-1300

- 1 Wide vessels for optimum air speed and reliable drying. Unit is rather low for its capacity due to flanges that are built into the vessels.
- 2 Air outlet connection
- 3 Robust frame, including fork lift slots for easy installation.
- 4 Pressure Dew Point sensor (HAD/CD).
- 5 Pressure Dew Point digital display (HAD/CD).
- 6 Two manometers integrated in the control panel, indicating the pressure inside the two tanks.
- 7 Purge nozzle for regeneration.
- 8 Galvanised pipes with flanged connections.
- 9 Inlet valves - long service interval.



HAD 115-645

- 1 Base frame makes it easy to transport by fork lift.
- 2 Pressure gauge - tower A
- 3 Pressure gauge - tower B
- 4 Control dew point sensor (CD) as option.



HAD 7-60

- 1 Prefilter removes particulates and coalesced liquids from the air stream.
- 2 Removable front panel allows for easy access for servicing without disconnecting the pipe system.
- 3 Postfilters, integrated in the dryer, removes particulate in the air stream.
- 4 Electronic control housed in an IP65 box, which enables:
 - regeneration cycle management
 - regulation status
 - default diagnosis
 - remote default report
- 5 Multi-port inlet and outlet

Oil Injected Screw

Adsorption dryers




Model	Part number	Max Working Pressure bar	Operating Pressure bar	Air treatment capacity (at reference conditions)			Standard dew point °C	AEF 0,1 µm 0,1 mg/m	AHF 0,01 µm 0,01 mg/mc	APF 1µm n.a. mg/mc	outlet connections gas	LxWxH (mm)	kg
				l/1'	m ³ /h	cfm							
HAD 7 STD	8102822304	16	7,0	114	7	4,1	-40	n.a.	AHF 60	Integrated in the dryer	3/8"	281 x 92 x 445	13
HAD 11 STD	8102822312	16	7,0	168	10	5,9	-40	n.a.	AHF 60				
HAD 18 STD	8102822320	16	7,0	282	17	10	-40	n.a.	AHF 60				
HAD 25 STD	8102822338	16	7,0	426	26	15,3	-40	n.a.	AHF 60				
HAD 40 STD	8102822346	16	7,0	708	42	24,7	-40	n.a.	AHF 60				
HAD 60 STD	8102822353	16	7,0	990	59	34,7	-40	n.a.	AHF 60				
HAD 115 STD	8102327106	14,5	7,0	1920	115	67,7	-40	n.a.	AHF 120	APF 120	1"	550 x 242 x 998	64
HAD 145 STD	8102327114	14,5	7,0	2400	144	84,8	-40	n.a.	AHF 120	APF 120			
HAD 160 STD	8102327122	14,5	7,0	2700	162	95,3	-40	n.a.	AHF 200	APF 200			
HAD 215 STD	8102327130	14,5	7,0	3900	234	138	-40	n.a.	AHF 200	APF 200			
HAD 250 STD	8102327148	14,5	7,0	4500	270	159	-40	n.a.	AHF 340	APF 340			
HAD 325 STD	8102327155	14,5	7,0	5400	324	191	-40	n.a.	AHF 340	APF 340			
HAD 360 STD	8102327163	14,5	7,0	6300	378	222	-40	n.a.	AHF 510	APF 510			
HAD 470 STD	8102327171	14,5	7,0	7800	468	275	-40	n.a.	AHF 510	APF 510			
HAD 575 STD	8102327189	14,5	7,0	9600	576	339	-40	n.a.	AHF 510	APF 510			
HAD 645 STD	8102327197	14,5	7,0	11400	684	403	-40	n.a.	AHF 800	APF 800			
HAD 650 STD 11	8102823120	11	7,0	10800	648	381	-40	AEF 800	AHF 800	APF 800	1 1/2"	1040 x 840 x 1760	445
HAD 650 STD 14,5	8102823138	14,5	12,5	12900	774	456	-40	AEF 800	AHF 800	APF 800			
HAD 800 STD 11	8102823153	11	7,0	13200	792	466	-40	AEF 800	AHF 800	APF 800			
HAD 800 STD 14,5	8102823161	14,5	12,5	15900	954	561	-40	AEF 800	AHF 800	APF 800			
HAD 1080 STD 11	8102823195	11	7,0	18000	1080	636	-40	AEF 1000	AHF 1000	APF 1000	2"	1046 x 894 x 1876	600
HAD 1080 STD 14,5	8102823203	14,5	12,5	21600	1296	763	-40	AEF 1000	AHF 1000	APF 1000			
HAD 1300 STD 11	8102823237	11	7,0	21600	1.296	763	-40	AEF 1500	AHF 1500	APF 1500			
HAD 1300 STD 14,5	8102823245	14,5	12,5	25800	1.548	911	-40	AEF 1500	AHF 1500	APF 1500		1100 x 923 x 1914	650

Standard characteristics and options	HAD 7-60	HAD 115-645	HAD 650-1300
Capacity at 7 bar (-40°C)	114-990 l/min	1920-11400 l/min	10800-21600 l/min
Dew point	Standard -40 °C	Standard -40 °C	Standard -40 °C
Working pressure range	4-16 bar	4-14.5 bar	4-11 bar and 11-14.5 bar
Voltages	12-24 V - DC 50/60 Hz	115-230 V - AC 50/60 Hz	230V - AC 50/60 Hz
	100-115-230 V - AC 50/60 Hz		

Oil-water separators

The WS Series oil-water separators collect the separated residual oil in a suitable container allowing the water which has been cleared of impurities to be drained. They represent a valid and economical solution to separate oil from condensate and offer a solution in-line with ecological legislation.



Model	Part number	Range	HP/SIZE
D-ES 54 CARB METRIC	8102046970	NEW OIL-WATER SEPARATORS	OSC 12
D-ES 113 CARB METRIC	8102046974	NEW OIL-WATER SEPARATORS	OSC 25
D-ES 225	8102046980	NEW OIL-WATER SEPARATORS	OSC 50
D-ES 383	8102046981	NEW OIL-WATER SEPARATORS	OSC 85
D-ES 765	8102046982	NEW OIL-WATER SEPARATORS	OSC 170
D-ES 1350	8102046983	NEW OIL-WATER SEPARATORS	OSC 300
D-ES 2813	8102046984	NEW OIL-WATER SEPARATORS	OSC 625
D-ES 5625	8102046985	NEW OIL-WATER SEPARATORS	OSC 1250
D-ES 11250	8102046986	NEW OIL-WATER SEPARATORS	OSC 2500
D-ES 225 CLAY	8102046990	NEW OIL-WATER SEPARATORS	OSC 50
D-ES 383 CLAY	8102046991	NEW OIL-WATER SEPARATORS	OSC 85
D-ES 765 CLAY	8102046992	NEW OIL-WATER SEPARATORS	OSC 170
D-ES 1350 CLAY	8102046993	NEW OIL-WATER SEPARATORS	
D-ES 2813 CLAY	8102046994	NEW OIL-WATER SEPARATORS	OSC 625
D-ES 5625 CLAY	8102046995	NEW OIL-WATER SEPARATORS	OSC 1250
D-ES 11250 CLAY	8102046996	NEW OIL-WATER SEPARATORS	OSC 2500

Model	Part number	Range
WALL MOUNT BRKT SZ 12/25 BP	8102047001	OPT OIL-WATER SEPARATORS
PHOTOELECTRIC SWITCH BP	8102047020	OPT OIL-WATER SEPARATORS
MANIFOLD 1/2INCH CONN BP	8102047030	OPT OIL-WATER SEPARATORS
MANIFOLD 3/4 INCH CONN BP	8102047031	OPT OIL-WATER SEPARATORS

Reference conditions

Residual oil equal to 15 mg/l.

Mild environmental temperature (25 °C with 60% relative humidity)

Correction factors: multiply the flow indicated by the relative correction factor.

Cold environment (15 °C / 60% UR)	with Dryer				without Dryer				
Correction factor	1,80				2,30				
Hot environment (35 °C / 70% UR)	with Dryer				without Dryer				
Correction factor	0,45				0,40				
Operating cycle: hours per day	8	10	12	14	16	18	20	22	24
Correction factor	1,50	1,20	1,00	0,86	0,75	0,67	0,60	0,55	0,50
Residual oil 10 mg/l Correction factor 0,67									

Air Receivers Functionalities

Suitable for any application using compressed air.

- Storage function in order to handle high air consumption.
- Stabilize pressure peaks and provide a stable air flow.
- Perform a preliminary separation and removal of condensate.

Moreover, installing an air receiver allows you to avoid the following risks:

- Unstable pressure peaks.
- Multiple start/stop of the compressor.
- More condensate risk.

Air receiver capacity

How to select the size of my receiver?

There is no one rule that fits all, as some applications require larger air tanks because of the process.


However, two rules of thumb that can help to fine tune:

- Your air receiver capacity should be at least 1/4 of your free air delivery expressed in m.³/min.
- Base yourself on the compressor's motor power and calculate the capacity:
Motorpower in HP x 30
Example: If you install a 10HP screw compressor, your receiver capacity should be minimally 300 Litre.

Correctly sizing your air receiver provides the following benefits to your compressed air operation:

- Less waste during unloading period
- Overall smoother operation
- Avoid mechanical stress on several components

Main benefits



Types

Painted vessels

Painted vessels are used in the majority of cases, where the air receiver is not submitted to extreme weather conditions and perfectly clean air is not an absolute prerequisite. The paint job ensures protection against corrosion.

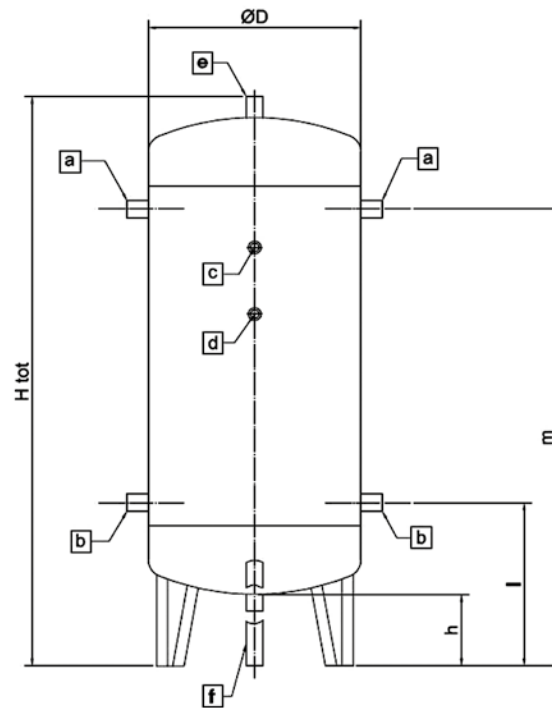
Galvanized vessels

Galvanization is used to protect steel against corrosion. The process itself is simple: the vessel is completely submerged in a zinc liquid bath.

As a result, the zinc coating perfectly adheres to the entire surface of the tank, ensuring full protection of the steel.

Vitrified vessels

These vessels are treated with vitreous enamel, making them water and steam resistant. The complete reliability of this type of treatment is the result of the inorganic composition and the link created between the enamel and metal surface. After having been baked at 850°C, the enamel no longer absorbs water and fully protects the vessel against corrosion.



Painted standard vessels

Capacity (L)	100	200	270	500	720	900	1000	1500	2000	3000	4000	5000
Pressure (bar)	11	11	11	11	10,8	11	12	11,5	11,5	11,5	11,5	11,5
Diameter Ø	370	446	500	600	750	800	800	1000	1000	1200	1450	1450
Code	2236100970	2236100971	2236100972	2236100973	2236100974	2236100975	2236100976	-	2236100980	-	-	-
H tot (mm)	1172	1570	1668	2055	2030	2120	2315	2305	2805	2965	3070	3570
h (mm)	124	174	170	155	150	130	115	180	180	185	180	180
a	3/4"	1"	1"	1"	1"	1 1/2"	2"	2"	2"	3"	3"	3"
b	3/4"	1"	1"	1"	1"	1 1/2"	2"	2"	2"	3"	3"	3"
c	3/8"	3/8"	3/8"	3/8"	3/8"	3/8"	3/8"	3/4"	3/4"	3/4"	3/4"	3/4"
d	3/8"	3/8"	n.a.	n.a.	3/8"	3/8"	3/8"	3/8"	3/8"	3/8"	3/8"	3/8"
e	1/2"	1/2"	1/2"	2"	2"	2"	2"	1 1/4"	1 1/4"	1 1/4"	1 1/4"	1 1/4"
f	1/2"	1/2"	1/2"	2"	2"	2"	2"	1 1/4"	1 1/4"	1 1/4"	1 1/4"	1 1/4"
l (mm)	298	397	599	775	895	860	745	590	595	700	780	780
m (mm)	998	1222	1304	1560	1705	1780	1685	1860	2355	2410	2430	2930
Kit type included	1	2	3	4	4	6	7	B	B	B	Not included	
Weight (kg)	37	51	62	127	180	200	204	278	352	537	802	923
Norm & standards	2014/29/UE						2014/68/EU (PED)					

Painted high pressure vessels

Capacity (L)	500	1000	2000	3000	4000	5000
Pressure (bar)	11	12	11,5	11,5	11,5	11,5
Diameter Ø	600	800	1000	1200	1450	1450
Code	-	-	-	-	-	-
H tot (mm)	2055	2315	2805	2965	3070	3570
h (mm)	155	115	180	185	180	180
a	1"	2"	2"	3"	3"	3"
b	1"	2"	2"	3"	3"	3"
c	3/8"	3/8"	3/4"	3/4"	3/4"	3/4"
d	n.a.	3/8"	3/8"	3/8"	3/8"	3/8"
e	2"	2"	1 1/4"	1 1/4"	1 1/4"	1 1/4"
f	2"	2"	1 1/4"	1 1/4"	1 1/4"	1 1/4"
l (mm)	775	745	595	700	780	780
m (mm)	1560	1685	2355	2410	2430	2930
Kit type included	4	7	B	B	Not included	
Weight (kg)	127	204	352	537	802	923
Norm & standards	2014/68/EU (PED)					

Zinc standard vessels

Capacity (L)	100	200	270	500	720	900	1000	1500	2000	3000	4000	5000
Pressure (bar)	11	11	11	11	10,8	11	11,5	11,5	11,5	11,5	11,5	11,5
Code	-	-	4101000906	4101000910	-	-	4101000922	-	-	-	-	-
Diameter Ø	370	430	500	600	790	790	790	1000	1000	1200	1450	1450
H tot (mm)	1229	1530	1685	2077	1863	2213	2345	2305	2805	2965	3070	3570
h (mm)	176	135	192	174	200	200	200	180	180	185	180	180
a	3/4"	3/4"	3/4"	1 1/2"	1 1/2"	2"	2"	2"	2"	3"	3"	3"
b	3/4"	3/4"	3/4"	1 1/2"	1 1/2"	2"	2"	2"	2"	3"	3"	3"
c	3/8"	3/4"	3/4"	3/4"	3/4"	3/4"	3/4"	3/4"	3/4"	3/4"	3/4"	3/4"
d	3/8"	3/8"	3/8"	3/8"	3/8"	3/8"	3/8"	3/8"	3/8"	3/8"	3/8"	3/8"
e	2"	2"	2"	1 1/4"	1 1/4"	1 1/4"	1 1/4"	1 1/4"	1 1/4"	1 1/4"	1 1/4"	1 1/4"
f	2"	2"	2"	1 1/4"	1 1/4"	1 1/4"	1 1/4"	1 1/4"	1 1/4"	1 1/4"	1 1/4"	1 1/4"
l (mm)	447	397	442	689	690	800	725	590	595	700	780	780
m (mm)	1055	1280	1422	1689	1440	1800	1725	1860	2355	2410	2430	2930
Kit type included	1	A	A	A	A	A	B	B	B	B	Not included	
Weight (kg)	40	55	66	143	184	209	224	306	387	591	882	1025
Norm & standards	2014/29/UE						2014/68/EU (PED)					

Zinc high pressure vessels

Capacity (L)	500	1000	2000	3000	4000	5000
Pressure (bar)	11	11,5	11,5	11,5	11,5	11,5
Code	-	-	-	-	-	-
Diameter Ø	600	790	1000	1200	1450	1450
H tot (mm)	2077	2345	2805	2965	3070	3570
h (mm)	174	200	180	185	180	180
a	1 1/2"	2"	2"	3"	3"	3"
b	1 1/2"	2"	2"	3"	3"	3"
c	3/4"	3/4"	3/4"	3/4"	3/4"	3/4"
d	3/8"	3/8"	3/8"	3/8"	3/8"	3/8"
e	1 1/4"	1 1/4"	1 1/4"	1 1/4"	1 1/4"	1 1/4"
f	1 1/4"	1 1/4"	1 1/4"	1 1/4"	1 1/4"	1 1/4"
l (mm)	689	725	595	700	780	780
m (mm)	1689	1725	2355	2410	2430	2930
Kit type included	A	B	B	B	Not included	
Weight (kg)	143	224	387	591	882	1025
Norm & standards	2014/68/EU (PED)					

Vitroflex standard vessels

Capacity (L)	100	200	270	500	720	900	1000	1500	2000	3000	4000	5000
Pressure (bar)	N.A.	11	11	11	10,8	11	11,5	11,5	11,5	11,5	11,5	11,5
Code	-	-	4101000953	4101000954	-	-	4101000957	-	-	-	-	-
Diameter Ø	N.A.	430	500	600	790	790	790	1000	1000	1200	1450	1450
H tot (mm)	N.A.	1530	1685	2077	1863	2213	2345	2305	2805	2965	3070	3570
h (mm)	N.A.	135	192	174	200	200	200	180	180	185	180	180
a	N.A.	3/4"	3/4"	1 1/2"	1 1/2"	2"	2"	2"	2"	3"	3"	3"
b	N.A.	3/4"	3/4"	1 1/2"	1 1/2"	2"	2"	2"	2"	3"	3"	3"
c	N.A.	3/4"	3/4"	3/4"	3/4"	3/4"	3/4"	3/4"	3/4"	3/4"	3/4"	3/4"
d	N.A.	3/8"	3/8"	3/8"	3/8"	3/8"	3/8"	3/8"	3/8"	3/8"	3/8"	3/8"
e	N.A.	2"	2"	1 1/4"	1 1/4"	1 1/4"	1 1/4"	1 1/4"	1 1/4"	1 1/4"	1 1/4"	1 1/4"
f	N.A.	2"	2"	1 1/4"	1 1/4"	1 1/4"	1 1/4"	1 1/4"	1 1/4"	1 1/4"	1 1/4"	1 1/4"
l (mm)	N.A.	397	442	689	690	800	725	590	595	700	780	780
m (mm)	N.A.	1280	1422	1689	1440	1800	1725	1860	2355	2410	2430	2930
Kit type included	N.A.	A	A	A	A	A	B	B	B	B	Not included	
Weight (kg)	N.A.	50	60	130	167	190	204	278	352	537	802	932
Norm & standards	N.A.	2014/29/UE					2014/68/EU (PED)					

Vitroflex high pressure vessels

Capacity (L)	500	1000	2000	3000	4000	5000
Pressure (bar)	11	11,5	11,5	11,5	11,5	11,5
Code	-	-	-	-	-	-
Diameter Ø	600	790	1000	1200	1450	1450
H tot (mm)	2077	2345	2805	2965	3070	3570
h (mm)	174	200	180	185	180	180
a	1 1/2"	2"	2"	3"	3"	3"
b	1 1/2"	2"	2"	3"	3"	3"
c	3/4"	3/4"	3/4"	3/4"	3/4"	3/4"
d	3/8"	3/8"	3/8"	3/8"	3/8"	3/8"
e	1 1/4"	1 1/4"	1 1/4"	1 1/4"	1 1/4"	1 1/4"
f	1 1/4"	1 1/4"	1 1/4"	1 1/4"	1 1/4"	1 1/4"
l (mm)	689	725	595	700	780	780
m (mm)	1689	1725	2355	2410	2430	2930
Kit type included	A	B	B	B	Not included	
Weight (kg)	130	204	352	537	802	932
Norm & standards	2014/68/EU (PED)					



AIRNET II-38

Air Distribution

Maximum efficiency in pipe network

An efficient compressed air system must include a well designed pipe network because a correctly designed pipe system minimises the pressure lost from the line.

We would be happy to help you design your pipe system: We will design the perfect pipe system and appropriate connection points for you, based on your individual 'requirements analysis', for maximum efficiency – always with consideration for the long-term future development of your company.

Optimisation of existing pipe systems

Leaks in the pipe system can generate high costs: In smaller industry and trade networks the average leak is 5%, in larger networks it may even be 10-15%* (based on consumption during production times).



Calculate your pipeline diameter!

To plan a compressed air pipeline correctly, greatest importance should be attached to the dimensions and the materials selected because selecting small cross-sections and compressed air pipelines susceptible to corrosion can result in high pressure losses.

Compressed air distribution with closed ring line

For dimensioning the ring line, take half of the nominal length of the total ring line and the entire compressed air requirements into consideration:

Length A B C = 250 m,
length D E F = 250 m
Half closed ring line length: 250 m

The perfect pipe system in four steps:

- 1. Select the right pipe system according to your compressed air requirements**
See the previous page for the four different materials available.
- 2. Choose a ring or stub line depending on your space requirements:**
A stub line is suitable for individual compressed air outlets and for bridging small distances. If you intend to install several compressed air outlets on different sides of the room, a ring line is recommended because the same pressure is guaranteed at all connection points in the network.
Refer to the tables on the following page for:
 - the dimensions of a stub line: the total nominal length of the line and the total compressed air requirements
 - the dimensions of a ring line: half the nominal length of the line and the total compressed air requirements

3. Select the fittings required for your pipeline:

For flowing compressed air, every fitting is a resistance. A substitute pipeline length must be included for each fitting. These lengths can be taken from the table on the following page. When choosing the fittings, consider the pipeline diameter already calculated in point 2.

Example:

	Substitute pipe length	Nominal length
2 angles ø 28 mm	1.5 m	3.0 m
5 T-pieces ø 28 mm	2.0 m	10.0 m
Total		13.4 m

4. Calculate your pipeline diameter:

Add the nominal length of the pipeline from point 2 and the substitute length for fittings from point 3 to get the total length. With this length you can take the correct pipeline diameter for your personal requirements from the tables on the following pages.

Design data for pipelines

Substitute pipeline lengths for fittings

Working overpressure 7 bar, Δ p (max.) 0.2 bar, flow speed (max.) 10 m/s

Fittings	Comparable with	3/8"	1/2"	3/4"	1"	1 1/4"	1 1/2"	1 1/2"	2"	2 1/2"	
Dia.	inner	12	14	18	24	28	32	38	38	50	63
Dia.	outer	15	18	22	28	32	40	40	50	63	80
Ball valve		0.1	0.2	0.3	0.4	0.5	0.5	0.6	0.6	0.7	0.8
Angle 45°		0.4	0.5	0.7	0.7	1.0	1.0	1.3	1.3	1.8	2.0
Angle 90°		0.7	1.0	1.3	1.5	2.0	2.0	2.5	2.5	3.5	4.0
T-piece		0.8	1.0	1.5	2.0	2.5	2.5	3.0	3.0	4.0	5.0
Reduction fitting 2d to d		0.4	0.5	0.5	0.6	0.7	0.7	0.8	0.8	1.0	1.5

Design data for pipelines

Polyamide (PA) pipe/plug-in system 15-28 mm

 Working overpressure 7 bar, Δp (max.) 0.2 bar, flow speed (max.) 10 m/s

Compressed air flow rate	Length of the pipeline [m]														
	N[l/s]	N[l/min]	N[m ³ /min]	25	50	75	100	150	200	250	300	400	500	750	1.000
1,7	100	0,1	15	15	15	15	15	15	15	15	15	18	18	18	22
3,3	200	0,2	15	15	15	15	18	18	22	22	22	22	22	22	28
5,0	300	0,3	15	15	18	18	22	22	22	22	22	28	28	28	28
6,7	400	0,4	15	18	22	22	22	22	28	28	28	28	28	28	>28
8,3	500	0,5	18	22	22	22	22	28	28	28	28	28	28	>28	>28
12,5	750	0,8	22	22	22	28	28	28	28	>28	>28	>28	>28	>28	>28
16,7	1.000	1,0	22	28	28	28	28	>28	>28	>28	>28	>28	>28	>28	>28
25,0	1.500	1,5	28	28	28	>28	>28	>28	>28	>28	>28	>28	>28	>28	>28
33,3	2.000	2,0	28	>28	>28	>28	>28	>28	>28	>28	>28	>28	>28	>28	>28

Diameter > 28 mm – see AIRnet PF/Black series

Aluminium pipe/plug-in system 15-28 mm

 Working overpressure 7 bar, Δp (max.) 0.2 bar, flow speed (max.) 10 m/s

Compressed air flow rate	Length of the pipeline [m]														
	N[l/s]	N[l/min]	N[m ³ /min]	25	50	75	100	150	200	250	300	400	500	750	1.000
1,7	100	0,1	15	15	15	15	15	15	15	15	15	18	18	18	18
3,3	200	0,2	15	15	15	15	18	18	18	18	22	22	22	22	28
5,0	300	0,3	15	15	18	18	18	22	22	22	22	28	28	28	28
6,7	400	0,4	15	18	18	22	22	22	22	28	28	28	28	28	>28
8,3	500	0,5	18	18	22	22	22	22	28	28	28	28	28	>28	>28
12,5	750	0,8	18	22	22	22	28	28	28	28	28	>28	>28	>28	>28
16,7	1.000	1,0	22	28	28	28	28	28	>28	>28	>28	>28	>28	>28	>28
25,0	1.500	1,5	28	28	28	>28	>28	>28	>28	>28	>28	>28	>28	>28	>28
33,3	2.000	2,0	28	28	>28	>28	>28	>28	>28	>28	>28	>28	>28	>28	>28
50,0	3.000	3,0	28	>28	>28	>28	>28	>28	>28	>28	>28	>28	>28	>28	>28

Diameter > 28 mm – see AIRnet PF/Black series

Aluminium pipe/AIRnet 20-158 mm

 Working overpressure 7 bar, Δp (max.) 0.2 bar, flow speed (max.) 10 m/s

Compressed air flow rate	Length of the pipeline [m]												
	N[l/s]	N[l/min]	N[m ³ /min]	50	100	150	300	500	750	1.000	1.300	1.600	2.000
3	200	0,2	20	20	20	20	20	20	20	20	20	20	25
8	500	0,5	20	20	20	25	25	25	25	40	40	40	40
14	800	0,8	20	20	25	25	40	40	40	40	40	40	40
19	1.200	1,2	20	25	25	40	40	40	40	40	40	40	40
28	1.700	1,7	25	25	40	40	40	40	40	40	50	50	50
42	2.500	2,5	25	40	40	40	40	40	50	50	50	50	63
69	4.000	4	40	40	40	40	50	50	63	63	63	63	63
97	6.000	6	40	40	40	50	50	63	63	63	80	80	80
139	8.000	8	40	50	50	63	63	80	80	80	80	80	100
208	13.000	13	50	63	63	63	80	80	100	100	100	100	100
278	17.000	17	50	63	63	80	80	100	100	100	100	100	158
347	21.000	21	63	63	80	80	100	100	100	100	158	158	158
417	25.000	25	63	80	80	100	100	100	100	158	158	158	158
486	29.000	29	63	80	80	100	100	100	158	158	158	158	158
556	33.000	33	63	80	80	100	158	158	158	158	158	158	158
694	42.000	42	80	80	100	158	158	158	158	158	158	158	158
833	50.000	50	80	100	100	158	158	158	158	158	158	158	158
972	58.000	58	80	100	100	158	158	158	158	158	158	200	200
1.111	67.000	67	100	100	158	158	158	158	158	200	200	200	200
1.250	75.000	75	100	158	158	158	158	158	200	200	200	200	200
1.389	83.000	83	100	158	158	158	158	158	200	200	200	200	200
1.528	92.000	92	100	158	158	158	158	200	200	200	200	200	200
1.667	100.000	100	100	158	158	158	158	200	200	200	200	200	200

Diameter > 158 mm not in supply range

Socket system 15-28 mm

Laid, extended and modified in an instant




Huge time savings with simple, quick assembly of pipes and connectors



Large number of stainless steel retaining claws hold the pipe securely in the plug connectors



Flexible system for simple release and reconnection

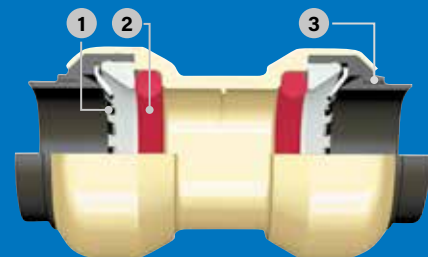


Resistant O-ring ensures complete impermeability, even if the air contains oil

For small and medium-sized workshops: Lay pipelines quickly and easily with a few hand movements with the AIRnet pipe system, and extend or modify existing pipelines. The flexible plug-in system offers a wide selection of different connectors.

The Click-it plug connectors

The Click-it plug connectors
 1 - The stainless steel retaining claw provides a force lock for retaining the pipe securely
 2 - Oil-resistant O-ring for complete impermeability, even with oil containing compressed air
 3 - Spacer washer for centring the pipe in the fitting exactly



Click it - The innovative pipe system:

Hardly any other pipe system is changed as often as a compressed air network: No problem with the "Click it" system: The connection can be detached easily with only a few hand movements and without causing damage to the pipe or connector. All parts can then be reused.

1. Cut the pipe to the right size

Accurate to the millimetre using the Schneider aircystems pipe shears.

2. Deburr and chamfer

So that everything runs smoothly and fits together, visually and otherwise.

3. Join the pipes using plug connectors

When inserted as far as the stop, the pipe is completely airtight and the simple installation saves an enormous amount of time.

4. Disassembly with just a few hand movements

Press clip against connector - pull pipe out of connector - and you're done.



1. Cutting to length



2. Deburring



3. Assembly



4. Disassembly

Polyamide pipes

- Free of silicone
- Black UV-resistant pipes, suitable for outdoor installation
- Polyamide (PA) for greater flexibility
- Pipe shears cut pipelines to length in a single cut Rubber handle grip



Model	Part number	System/dia.				Length (m)	Packaging unit (pc.)	Description
		15	18	22	28			
PA Pipe D15 25m	2813110000	●				25	1	Rolled pipe, grey ¹⁾
PA Pipe D18 25m	2813210000		●			25	1	
PA Pipe D22 25m	2813310000			●		25	1	
PA Pipe D28 25m	2813410000				●	25	1	
PA Pipe D15 5,7m	2813100000	●				5,7	1	Lengths of pipe, grey ²⁾
PA Pipe D15 10m	2813120000	●				10	1	
PA Pipe D18 5,7m	2813200000		●			5,7	1	
PA Pipe D18 10m	2813220000		●			10	1	
PA Pipe D22 5,7m	2813300000			●		5,7	1	
PA Pipe D28 5,7m	2813400000				●	5,7	1	
PA UV Pipe D15 25m	2813130000	●				25	1	Rolled pipe, black ¹⁾
PA UV Pipe D18 25m	2813230000		●			25	1	
PA UV Pipe D22 25m	2813330000			●		25	1	
PA UV Pipe D22 5,7m	2813320000			●		5,7	1	Lengths of pipe, black ²⁾

1) Max. operating pressure for rolled pipe: 14 bar at -20 °C to ≤ +20 °C; 11 bar at +20 °C to ≤ +50 °C

2) Max. operating pressure for lengths of pipe: 16 bar at -20 °C to ≤ +20 °C; 11 bar at +20 °C to ≤ +50 °C

Special aluminium alloy pipes

- UV-resistant and suitable for outdoor installation
- Free of silicone
- Ideal as a main pipe as lightweight, stable and easy to lay using few pipe clips
- Low linear expansion ideal for large fluctuations in temperature
- Pipe protected by outer coating



Model	Part number	System/dia.				Length (m)	Packaging unit (pc.)	Description
		15	18	22	28			
AL Pipe D15 5,7m	2813140000	●				5,7	2	Lengths of pipe, grey ¹⁾
AL Pipe D18 5,7m	2813240000		●			5,7	1	
AL Pipe D22 5,7m	2813340000			●		5,7	1	
AL Pipe D28 5,7m	2813440000				●	5,7	1	

1) Max. operating pressure: 16 bar at -20 °C to ≤ +50 °C

Click-it brass plug connector

- Material: Brass
- Free of silicone
- Max. operating pressure: 16 bar at -20 °C to ≤ +50 °C
- Simple, quick assembly for huge time savings
- Flexible system for simple release and reconnection
- Resistant O-ring made from NBR ensures complete impermeability, even if the air contains oil
- Large number of stainless steel retaining claws hold the pipe securely in the plug connectors



Model	Part number	System/dia.				Packaging unit (pc.)	Description
		15	18	22	28		
Nipple socket D15 1/2 ISO7R m	2813101780	●				5	Straight male push-in connexion
Nipple socket D18 3/4 ISO7R m	2813211780		●			5	
Nipple socket D18 1/2 ISO7R m	2813201780		●			5	
Nipple socket D22 3/4 ISO7R m	2813311780			●		5	
Nipple socket D22 1/2 ISO7R m	2813301780			●		5	
Nipple socket D28 1 ISO7R m	2813421780				●	5	
Nipple socket D15 1/2 ISO228 f	2813101980	●				5	Straight female push-in connexion
Nipple socket D18 1/2 ISO228 f	2813201980		●			5	
Nipple socket D18 3/4 ISO228 f	2813211980		●			5	
Nipple socket D22 1/2 ISO228 f	2813301980			●		5	
Nipple socket D22 3/4 ISO228 f	2813311980			●		5	
Nipple socket D28 1 ISO228 f	2813421980				●	5	
Equal socket D15	2813100280	●				5	Straight push-in connexion
Equal socket D18	2813200280		●			5	
Equal socket D22	2813300280			●		5	
Equal socket D28	2813400280				●	5	
90 Deg Elbow D15	2813100380	●				5	Right-angle plug connector 90°
90 Deg Elbow D18	2813200380		●			5	
90 Deg Elbow D22	2813300380			●		5	
90 Deg Elbow D28	2813400380				●	5	
45 Deg Elbow D15	2813100480	●				2	Angle plug connector 45°
45 Deg Elbow D18	2813200480		●			2	
45 Deg Elbow D22	2813300480			●		2	
45 Deg Elbow D28	2813400480				●	2	
90 Deg Elbow D15-1/2 ISO7R m	2813100381	●				2	Angle male push-in connexion
90 Deg Elbow D18-1/2 ISO7R m	2813200381		●			2	
90 Deg Elbow D22-3/4 ISO7R m	2813310381			●		2	
90 Deg Elbow D28-1 ISO7R m	2813420381				●	2	
Equal tee D15	2813100580	●				5	T-branch push-in connexion
Equal tee D18	2813200580		●			5	
Equal tee D22	2813300580			●		5	
Equal tee D28	2813400580				●	5	
Reduction tee D22 D15 D22	2813310780	●				2	
Reduction tee D22 D18 D22	2813320780		●			2	
Reduction tee D28 D22 D22	2813430781			●		2	
Reduction tee D28 D18 D28	2813420780		●			2	
Reduction tee D28 D22 D28	2813430780			●		2	
Pipe end adapter D22-D15	2813316280	●				2	Reducing push-in connexion
Pipe end adapter D22-D18	2813326280		●			2	
Pipe end adapter D28-D18	2813426280		●			2	
Pipe end adapter D28-D22	2813436280			●		2	Sliding sleeve
Sliding equal socket D15	2813100281	●				2	
Sliding equal socket D18	2813200281		●			2	
Sliding equal socket D22	2813300281			●		2	
Sliding equal socket D28	2813400281				●	2	
End cap D15	2813100680	■				2	Blind cap
End cap D18	2813200680		■			2	
End cap D22	2813300680			■		2	
End cap D28	2813400680				■	2	
Threaded ad. D15-1/2 ISO7R m	2813101300	●				2	Connecting adapter Please note: it is mandatory to insert a notch into the connecting piece with the all-purpose tool 2813024000!
Threaded ad. D18-1/2 ISO7R m	2813201300		●			2	
Threaded ad. D18-3/4 ISO7R m	2813211300		●			2	
Threaded ad. D22-1/2 ISO7R m	2813301300			●		2	
Threaded ad. D22-3/4 ISO7R m	2813311300			●		2	
Threaded ad. D28-1 ISO7R m	2813421300				●	2	



Air shut-off cock

- NBR seal
- Simple shut-off function ensures a high degree of energy efficiency and safety of the supply network
- For shutting off individual areas of a stub, ring or outlet line
- Plug connector not preassembled



Model	Part number	System/dia.			
		15	18	22	28
Ball valve D15 ¹⁾	2813105180	●			
Ball valve D18 ¹⁾	2813205180		●		
Ball valve D22 ¹⁾	2813305180			●	
Ball valve D28 ¹⁾	2813405180				●

1) Max. operating pressure: 16 bar at -20 °C to ≤ +50 °C

Assembly aids

Model	Part number	System/dia.				Support thickness (mm)	Packaging unit (pc.)	Description
		15	18	22	28			
Pipe clip D15	2813102200	●					25	
Pipe clip D18	2813202200		●				25	
Pipe clip D22	2813302200			●			25	
Pipe clip D28	2813402200				●		25	
Pipe clamp D15-D18	2813122200	●	●				25	
Pipe clamp D22	2813332200			●			25	
Pipe clamp D28	2813442200				●		25	
Hanger bolt for pipe clamps	2813002200						25	
Disassembly pliers D15	2813102800	●					1	
Disassembly pliers D18	2813202800		●				1	
Disassembly pliers D22	2813302800			●			1	
Disassembly pliers D28	2813402800				●		1	
Disassembly clip D15	2813112800	●					5	
Disassembly clip D18	2813222800		●				5	
Disassembly clip D22	2813332800			●			5	
Disassembly clip D28	2813442800				●		5	

Marking and deburring tool

- For chamfering and deburring aluminium pipes, marking insertion depths and notching indentations on hard surfaces

Model	Part number
Marking and deburring tool	2813024000



Shear

- For cutting PA pipes, max. dia. 28 mm (with reversible blade)
- With impact function

Model	Part number
Shear	2813004000
2 spare blades shear	2813014000



Pipe cutter

- For aluminium and stainless steel pipes, dia. 15-32 mm

Model	Part number
Pipe Cutter D32	2813034000
Pipe Cutter D32 cutting wheel	2813044000



Deburring tool

- For deburring plastic, aluminium and stainless steel pipes
- For inner and outer diameters up to 35 mm

Model	Part number
Deburring tool D35	2813054000



Deburring blade

- For deburring the inner diameter of aluminium pipes

Model	Part number
Deburring blade	2813064000



Anti-friction agent


- For easy installation of compressed air pipes
- Free of silicone

Model	Part number
Anti-friction agent	2813074000



Pipe sockets 15-22 mm

Innovative and flexible – for greater economic efficiency



Safety
Well designed cooling flow for reduced temperature and longer lifetime


Extremely durable body made of impact-resistant, glass-fibre reinforced polyamide



Very flexible, can be used as an input block, through block, distribution block or dead-end distribution block



Great flexibility with top sockets available in three different versions



Uncomplicated assembly because the screens of the Basic sockets also serve as drilling templates and spirit level supports




Protection of lines as the air outlet is directed downwards to avoid bending hoses



Install perfect compressed air outlets in the pipe system for each workplace – versatile pipe sockets are fully compatible with the Schneider airsystems pipe system and various attachment parts, and can be extended by fitting additional outlet components.

A flexible system with unimagined possibilities

Hardly any other pipe system is changed as often as a compressed air network: No problem with the "Click it" system: The connection can be detached easily with only a few hand movements and without causing damage to the pipe or connector. All parts can then be reused.



Model overview:



Model	Part number	Outlets	Thread
Socket Box 2x1/2	2813002580	2	1/2"
Socket Box 3x1/2	2813002581	3	1/2"
Socket Box 4x1/2	2813002582	4	1/2"
Socket Box 6x1/2	2813002583	6	1/2"
Socket Box Alu 4x3/4 - 1/2	2813002505	4/1	3/4" / 1/2"
Socket Box Top 2x1/2	2813002680	2	1/2"
Socket Box Top 3x1/2	2813002681	3	1/2"
Socket Box Top 4x1/2	2813002682	4	1/2"

Five Basic sockets with two to six air outlets can be combined with three top sockets with two to four outlets.

If one basis socket is initially sufficient, the screen included in the delivery is clipped onto it. If your socket requirements increase, the system can be extended at any time by adding a top socket without having to disassemble the basis socket.

Further pipe sockets can be connected without any problem at the side via a short pipeline or a double nipple. If an outlet is no longer needed, simply lock it with a locking screw.

Midi System for restricted spatial conditions.

Midi pipe sockets

Assemble the pipe sockets exactly as you need them.

Basic sockets are available for each system. These can then be individually fitted with the required outflows and elements.

This section explains the description of the inflows and outflows for the Midi pipe sockets:



Socket Box Mini 3/8 - 1/2



Socket Box Mini 2x3/8 - 1/2




Socket Box Mini 3/8 - 2x1/2

Midi pipe sockets

- For wall and ceiling mounting
- Max. operating pressure: 16 bar at -20 °C to ≤ +50 °C
- Extremely versatile, with input blocks, through blocks and dead-end distribution blocks



Description	Model	Part number
 Midi dead-end distribution block	Socket Box Mini 3/8 - 1/2	2813002700
	Socket Box Mini 2x3/8 - 1/2	2813002701
	Socket Box Mini 3/8 - 2x1/2	2813002702

Basic pipe sockets

- For wall and ceiling mounting
- Including removable screen, which can be used as a drilling template
- Max. operating pressure: 16 bar at -20 °C to ≤ +50 °C
- Basic sockets with integrated plug connectors for simple connection of the pipeline



Model	Part number	Description
Socket Box 2x1/2	2813002580	Basic pipe socket G1/2" dimensions without screen LxWxH: 85x85x45 mm, with screen 48 mm high
Socket Box 3x1/2	2813002581	
Socket Box 4x1/2	2813002582	
Socket Box 6x1/2	2813002583	
Socket Box Alu 4x3/4 - 1/2	2813002505	Basic pipe socket G1" Dimensions LxWxH: 90x90x53 mm

Top pipe sockets

- Top socket including fastening material and sealing
- Max. operating pressure: 16 bar at -20 °C to ≤ +50 °C
- Exclusively for fitting to a Basic socket



Model	Part number	Description
Socket Box Top 2x1/2	2813002680	Pipe socket Top G1/2"
Socket Box Top 3x1/2	2813002681	
Socket Box Top 4x1/2	2813002682	

Hoses and workshop equipment

For a perfectly organised workplace



For private use and professional workshop applications – hard-wearing fabric hoses, flexible Super-Flex hoses or durable polyurethane hoses for every application. For optimal workplace organisation and ergonomic work – hose rewinders, power and air supply units and tractions.

PVC hose with fabric inlay

- Max. operating pressure 15 bar at 20 °C
- Particularly resistant against compressed air containing oil

Model	Part number	With quick-action coupling and plug nipple	Max. pressure (bar)	Outer dia. (mm)	Inside dia. (mm)	Length (m)
H PVC-QRC-E-15bar 11-6/5m	2813930000	EURO profile	15	11	6	5
H PVC-QRC-U-15bar 11-6/5m	2813930005	UNIVERSAL profile	15	11	6	5
H PVC-QRC-E-15bar 11-6/10m	2813930001	EURO profile	15	11	6	10
H PVC-QRC-U-15bar 11-6/10m	2813930006	UNIVERSAL profile	15	11	6	10
H PVC-15bar 11-6/25m	2813930015		15	11	6	25
H PVC-15bar 11-6/50m	2813930016		15	11	6	50
H PVC-QRC-E-15bar 15-9/5m	2813930002	EURO profile	15	15	9	5
H PVC-QRC-U-15bar 15-9/5m	2813930007	UNIVERSAL profile	15	15	9	5
H PVC-QRC-E-15bar 15-9/10m	2813930003	EURO profile	15	15	9	10
H PVC-QRC-U-15bar 15-9/10m	2813930008	UNIVERSAL profile	15	15	9	10
H PVC-15bar 15-9/25m	2813930017		15	15	9	25
H PVC-15bar 15-9/50m	2813930018		15	15	9	50
H PVC-QRC-E-15bar 18-13/10m	2813930004	EURO profile	15	18	13	10
H PVC-QRC-U-15bar 18-13/10m	2813930009	UNIVERSAL profile	15	18	13	10
H PVC-15bar 18-13/25m	2813930019		15	18	13	25
H PVC-15bar 18-13/50m	2813930020		15	18	13	50
H PVC-QRC-E-OR-15bar 15-9/10m	2813930010	EURO profile	15	15	9	10
H PVC-OR-15bar 15-9/25m	2813930021		15	15	9	25



2813930003



2813930010
„oil-resistant“

Super-Flex hose

- PVC hose with fabric inlay
- Max. operating pressure 15 bar at 20 °C
- Reinforced external material for greater resistance to ageing and protection against compressed air containing oil
- Extremely flexible, even at low temperatures

Model	Part number	With quick-action coupling and plug nipple	Max. pressure (bar)	Outer dia. (mm)	Inside dia. (mm)	Length (m)
H PVC-QRC-E-SF-15bar 11-6/5m	2813930011	EURO profile	15	11	6,3	5
H PVC-QRC-E-SF-15bar 11-6/10m	2813930012	EURO profile	15	11	6,3	10
H PVC-SF-15bar 11-6/25m	2813930022		15	11	6,3	25
H PVC-SF-15bar 11-6/50m	2813930023		15	11	6,3	50
H PVC-QRC-E-SF-15bar 15-10/5m	2813930013	EURO profile	15	15,5	10	5
H PVC-QRC-E-SF-15bar 15-10/10m	2813930014	EURO profile	15	15,5	10	10
H PVC-SF-15bar 15-10/25m	2813930024		15	15,5	10	25
H PVC-SF-15bar 15-10/50m	2813930025		15	15,5	10	50
H PVC-SF-15bar 19-13/25m	2813930026		15	19	12,7	25
H PVC-SF-15bar 19-13/50m	2813930027		15	19	12,7	50
H PVC-SF-15bar 27-19/25m	2813930028		15	27	19	25
H PVC-SF-15bar 27-19/50m	2813930029		15	27	19	50



2813930014



2813930023

High-pressure hose version

- PVC hose with reinforced polyester threads, smooth hose core and UV- resistant outer lining
- Max. operating pressure 40 bar at 20 °C
- High-pressure version for pressure up to 40 bar
- Particularly suitable for connecting pneumatic tools outdoors
- Extremely flexible, even at low temperatures
- For temperature range from -15 °C to +60 °C

Model	Part number	Max. pressure (bar)	Outer dia. (mm)	Inside dia. (mm)	Length (m)
H PVC-SF-40bar 16-9/50m	2813930030	40	16	9	50
H PVC-SF-40bar 21-13/50m	2813930031	40	21	13	50



Polyamide spiral hose

- Connections with swivel joints (except 2813940000)
- With rotary quick-action coupling (only QRC) and plug nipple, ready for immediate use
- Bend protection at the spiral hose ends for an extended service life and constant air flow
- Particularly suitable for tractions due to high reset force



Model	Part number	With quick-action coupling and plug nipple	Max. pressure (bar)	Outer dia. (mm)	Inside dia. (mm)	Working length (m)	Stretched length (m)
SH PA-QRC-E-8bar 8-6/5m	2813940000	EURO profile	8	8	6	2,5	5
SH PA-QRC-E-8bar 8-6/7,5m	2813940001	EURO profile	8	8	6	4	7,5
SH PA-QRC-E-8bar 8-6/15m	2813940002	EURO profile	8	8	6	8	15
SH PA-QRC-U-8bar 8-6/5m	2813940004	UNIVERSAL profile	8	8	6	2,5	5
SH PA-QRC-U-8bar 8-6/10m	2813940005	UNIVERSAL profile	8	8	6	6	7,5
SH PA-QRC-U-8bar 8-6/15m	2813940006	UNIVERSAL profile	8	8	6	8	15
SH PA-BJ-8bar 8-6/5m	2813940007	BAYONET profile	8	8	6	2,5	5
SH PA-BJ-8bar 8-6/10m	2813940008	BAYONET profile	8	8	6	6	7,5
SH PA-BJ-8bar 8-6/15m	2813940009	BAYONET profile	8	8	6	8	15
SH PA-QRC-E-8bar 10-8/10m	2813940003	EURO profile	8	10	8	6	10

Polyurethane spiral hose

- Connections with swivel joints
- With rotary quick-action coupling (EURO profile) and plug nipple, ready for immediate use
- Bend protection at the spiral hose ends for an extended service life and constant air flow
- Small winding diameter saves space
- Particularly abrasion-resistant and very resilient
- No remaining cross-section reductions upon bending



Model	Part number	With quick-action coupling and plug nipple	Max. pressure (bar)	Outer dia. (mm)	Inside dia. (mm)	Working length (m)	Stretched length (m)
SH PUR-QRC-E-8bar 10-6,5/6m	2813940010	EURO profile	8	10	6,5	4,8	6
SH PUR-QRC-E-8bar 10-6,5/7,5m	2813940011	EURO profile	8	10	6,5	6	7,5
SH PUR-8bar 10-6,5/7,5m	2813940014		8	10	6,5	6	7,5
SH PUR-QRC-E-8bar 12-8/6m	2813940012	EURO profile	8	12	8	4,8	6
SH PUR-QRC-E-8bar 12-8/7,5m	2813940013	EURO profile	8	12	8	6	7,5
SH PUR-8bar 12-8/7,5m	2813940015		8	12	8	6	7,5
SH PUR-8bar 16-10/5m	2813940016		8	16	10	2,5	5
SH PUR-8bar 16-10/10m	2813940017		8	16	10	6	10

Traction

- Compact, with robust aluminium housing
- Rubber buffer at the end
- For all types of portable devices and tools
- Fully fitted with safety cable, terminal block and snap hook
- High degree of flexibility because the spring tension on the housing can be used to set and adjust the required load capacity



Model	Part number	Carrying power (kg)	Stroke length (m)	Weight (kg)
EQ SST-0,4-1,0kg	2813960000	1	1.6	0.63
EQ SST-1,0-2,0kg	2813960001	2	1.6	0.67
EQ SST-2,0-3,0kg	2813960002	3	1.6	0.79
EQ SST-2,0-4,0kg	2813960003	4	2.5	2.85
EQ SST-4,0-6,0kg	2813960004	6	2.5	3
EQ SST-6,0-8,0kg	2813960005	8	2.5	3.1

Hose rewriter, automatic

- Abrasion-resistant, flexible air hose with antikink spring and hose locking device
- Locking function can be deactivated
- Plastic housing
- With durable rolling mechanism for daily use in trade and the industry
- Fully fitted with quick-action coupling and long connection hose with plug nipple, ready to connect
- Flexible use with large swivel range
- Wall mounting



Model	Part number	Max. pressure (bar)	Outer dia. (mm)	Inside dia. (mm)	Extendable length (m)	Weight (kg)
HR PVC-QRC-U-A-15bar 12-8/10m	2813950004	15	12	8	10	4
HR PVC-QRC-U-A-15bar 12-8/15m	2813950005	15	12	8	15	7.3
HR PVC-QRC-U-A-15bar 14-10/15m	2813950006	15	14	10	15	8.8
HR PVC-QRC-U-A-15bar 18-13/15m	2813950007	15	17.5	12.5	15	10.5

Accessories for hose rewriter, automatic

- More safety by slowing down the rewinding hose

Model	Part number	Accessories
HR B 18-13/15	2813950008	for HR PVC-QRC-U-A-15bar 18-13/15m (2813950007)



Hose rewriter, automatic

- With robust metal housing
- With protected quick-action coupling
- Abrasion-resistant, flexible air hose with antikink spring and hose locking device
- Fully fitted with quick-action coupling and long connection hose with plug nipple, ready to connect
- Flexible use with large swivel range greater than 180°
- For wall and ceiling mounting

Model	Part number	Max. pressure (bar)	Outer dia. (mm)	Inside dia. (mm)	Extendable length (m)	Weight (kg)
HR PVC-QRC-U-A-15bar 12-8/9m	2813950002	15	12	8	9	5
HR PVC-QRC-U-A-15bar 12-8/15m	2813950003	15	12	8	15	6



Hose rewriter, manual

- Shock-resistant plastic housing
- Large work radius thanks to 20 m hose
- Axial connection - this way the hose can also be wound and unwound during operation
- Flexible PVC hose with fabric inlay

Model	Part number	Max. pressure (bar)	Outer dia. (mm)	Inside dia. (mm)	Extendable length (m)	Weight (kg)
HR PVC-QRC-U-M-15bar 15-9/20m	2813950000	15	15	9	20	3.9



Power and air supply unit

- Safety couplings prevent the air hose from ejecting during release
- Connection option - every 3 shockproof sockets on front and back
- Galvanised suspension chain relieves the connection hose and connection cable
- Electric safety device - the thermal fuse automatically switches off in the event of overheating
- Robust housing - splashproof and dustproof acc. to IP 44



Model	Part number	Schuko power outlets 16A/230V (pc.)	Cekon power outlets 16A/400V (pc.)	Compressed air connections	Suspension chain length (m)	Connection hose internal diameter (mm)	Weight (kg)
EQ EB-PVC-2QRC-SF-15bar-6*230V	2813960009	6		2	2	9	2.9
EQ EB-PVC-2QRC-SF-15bar-6*230V-1*400V	2813960010	6	1	2	2	9	2.9

Power and air supply unit

- Safety couplings prevent the air hose from ejecting during release
- Connection option - every 3 shockproof sockets
- Galvanised suspension chain relieves the connection hose and connection cable
- Robust housing - splashproof and dustproof acc. to IP 44
- Ready to connect thanks to connected electric cable with plug and air hose (length: 3 m) with plug nipple



Model	Part number	Schuko power outlets 16A/230V (pc.)	Compressed air connections	Suspension chain length (m)	Connection hose internal diameter (mm)	Weight (kg)
EQ EB-PVC-QRC-SF-12bar-3*230V	2813960011	3	1	3	9	2.0

Connecting & joining technology

User-friendly and safe



For all connections on tools, hoses and machines – from the simple nipple to the more complex safety quick-action coupling.

Steel safety quick-release couplings

- Eurostandard profile with nominal width of 7.6 for extremely high air flow rate
- Max. operating pressure 16 bar
- Free of silicone
- Safe working because the hose is not ejected when disconnected (whiplash effect), DIN EN ISO 4414 and DIN EN 983
- Hardened galvanised steel for an extended service life
- Low coupling force for easy coupling



Model	Part number	Packaging unit (pc.)	Description
C QRC-SF-E-1/4"m	2813910018	5	Safety quick-release couplings with external thread
C QRC-SF-E-3/8"m	2813910019	5	
C QRC-SF-E-1/2"m	2813910020	5	
C QRC-SF-E-1/4"i	2813910021	5	Safety quick-release couplings with internal thread
C QRC-SF-E-3/8"i	2813910022	5	
C QRC-SF-E-1/2"i	2813910023	5	
C QRC-SF-E-6mm	2813910024	5	Safety quick-release couplings hose nozzle
C QRC-SF-E-9mm	2813910025	5	
C QRC-SF-E-13mm	2813910026	5	



Minimum order quantity for specialist dealers: 5 units

Tip >>> Only use steel quick-release couplings in conjunction with hardened steel plug nipples

Steel quick-release couplings with external thread

- Eurostandard profile with nominal width of 7.6 for extremely high air flow rate
- Max. operating pressure 16 bar
- Free of silicone
- Hardened galvanised steel for an extended service life
- Low coupling force for easy coupling



Model	Part number	Packaging unit (pc.)	Description
C QRC-S-E-1/4"m	2813910009	5	Quick-release couplings with external thread
C QRC-S-E-3/8"m	2813910010	5	
C QRC-S-E-1/2"m	2813910011	5	
C QRC-S-E-1/4"f	2813910012	5	Quick-release couplings with internal thread
C QRC-S-E-3/8"f	2813910013	5	
C QRC-S-E-1/2"f	2813910014	5	
C QRC-S-E-6mm	2813910015	5	Quick-release couplings with hose nozzle
C QRC-S-E-9mm	2813910016	5	
C QRC-S-E-13mm	2813910017	5	

Minimum order quantity for specialist dealers: 5 units

Tip >>> Only use steel quick-release couplings in conjunction with hardened steel plug nipples

Steel plug nipple

- Eurostandard profile with nominal width of 7.6 for extremely high air flow rate
- Specially designed for use with steel quick-release couplings
- Hardened galvanised steel for an extended service life



Model	Part number	Packaging unit (pc.)	Description
C PN-S-E-1/4"m	2813910000	5	Steel plug nipple with external thread
C PN-S-E-3/8"m	2813910001	5	
C PN-S-E-1/2"m	2813910002	5	
C PN-S-E-1/4"f	2813910003	5	Steel plug nipple with internal thread
C PN-S-E-3/8"f	2813910004	5	
C PN-S-E-1/2"f	2813910005	5	
C PN-S-E-6mm	2813910006	5	Steel plug nipple with hose nozzle
C PN-S-E-9mm	2813910007	5	
C PN-S-E-13mm	2813910008	5	

Minimum order quantity for specialist dealers: 5 units

Brass quick-release couplings Euro profile

- European standard profile
- NW 7.2
- Material: Brass



Model	Part number	Packaging unit (pc.)	Description
C QRC-E-1/4"m	2813910027	10	Quick-release couplings with external thread
C QRC-E-3/8"m	2813910028	10	
C QRC-E-1/2"m	2813910029	10	
C QRC-E-1/4"f	2813910030	10	Quick-release couplings with internal thread
C QRC-E-3/8"f	2813910031	10	
C QRC-E-1/2"f	2813910032	10	
C QRC-E-6mm	2813910033	10	Quick-release couplings with hose nozzle
C QRC-E-9mm	2813910034	10	
C QRC-E-13mm	2813910035	10	
C 2QRC-E-3/8"f	2813910036	2	Distributor with quick-release couplings
C 3QRC-E-3/8"f	2813910037	2	

Hoze nozzles

- Material: Brass



Model	Part number	Packaging unit (pc.)	Description
C HN-U-1/4"m x 6mm	2813910054	5	Hose nozzle with external thread
C HN-U-1/4"m x 9mm	2813910055	10	
C HN-U-3/8"m x 6mm	2813910056	5	
C HN-U-3/8"m x 9mm	2813910057	10	
C HN-U-3/8"m x 13mm	2813910058	10	
C HN-U-1/2"m x 6mm	2813910059	3	
C HN-U-1/2"m x 9mm	2813910060	10	
C HN-U-1/2"m x 13mm	2813910061	10	Hose nozzle with internal thread
C HN-U-1/4"f x 6mm	2813910062	10	
C HN-U-1/4"f x 9mm	2813910063	5	
C HN-U-3/8"f x 6mm	2813910064	10	
C HN-U-3/8"f x 9mm	2813910065	10	
C HN-U-1/2"f x 9mm	2813910066	10	Hose coupling
C HN-U-1/2"f x 13mm	2813910067	10	
C HOC-U-6mm	2813910068	2	Hose coupling
C HOC-U-9mm	2813910069	2	



Hose clamps

- Steel
- Galvanised and polished
with 2 profiled lugs
- Range: 7 mm

Model	Part number	Packaging unit (pc.)
C HC-U-11-13mm	2813910047	10
C HC-U-13-15mm	2813910048	10
C HC-U-15-18mm	2813910049	10



Screw clamps

- Steel, polished and galvanised
- Range: 9 mm
- Screw thread with Phillips
screw AF 7 mm

Model	Part number	Packaging unit (pc.)
C SC-U-10-16mm	2813910050	10
C SC-U-12-20mm	2813910051	10
C SC-U-16-25mm	2813910052	10
C SC-U-20-32mm	2813910053	10



Double nipple

Model	Part number	Packaging unit (pc.)	Material	Thread	Description
C DN-U-1/4"m x 1/8"m	2813910070	5	Galvanised steel	With internal cone	Double nipple
C DN-U-1/4"m x 1/4"m	2813910071	5	Galvanised steel	With internal cone	
C DN-U-3/8"m x 3/8"m	2813910073	5	Galvanised steel	With internal cone	
C DN-U-1/2"m x 1/2"m	2813910075	5	Galvanised steel	With internal cone	
C DN-U-3/8"m x 1/4"m	2813910072	5	Galvanised steel	With internal cone	
C DN-U-1/2"m x 3/8"m	2813910074	5	Galvanised steel	With internal cone	



Reduction fittings

Model	Part number	Packaging unit (pc.)	Material	Thread	Description
C RE-U-1/4"m x 1/8"f	2813910076	5	Brass	With external and internal thread	Reduction fitting
C RE-U-3/8"m x 1/4"f	2813910077	5	Brass	With external and internal thread	
C RE-U-1/2"m x 3/8"f	2813910078	5	Brass	With external and internal thread	



Reducing nipple

Model	Part number	Packaging unit (pc.)	Material	Thread	Description
C RN-U-1/4"m x 3/8"f	2813910079	10	Brass	With external and internal thread	Reducing nipple
C RN-U-3/8"m x 1/2"f	2813910080	10	Brass	With external and internal thread	



Sleeves

Model	Part number	Packaging unit (pc.)	Material	Description
C MU-1/4"f	2813910081	10	Brass	Sleeve
C MU-3/8"f	2813910082	10	Brass	
C MU-1/2"f	2813910083	10	Brass	



Maintenance units

Excellent air quality for every application



Achieve maximum compressed air quality and outstanding working results with our filters and maintenance units – from prefilters and microfilters through to activated carbon filters.

Pressure reducer

- With lockable adjustment button
- Regulation range 0-12 bar
- Standard features include: pressure gauge
- Pressure regulator with piston for high operational reliability
- High stability of adjusting pressure, even if the input pressure or the flow rate changes
- Assembly independent of flow direction thanks to double-sided connection option for pressure gauge



Model	Part number	Flow rate (l/min)	Connecting thread	Connection for pressure gauge	Dimensions (WxDxH)
FRL PR-1/4" f	2813920000	700	G 1/4"i	G 1/8"i	42x42x94
FRL PR-1/4" f NPT	2813920033	700	G 1/4"i	G 1/8"i	42x42x94
FRL PR-3/8" f	2813920001	2,500	G 3/8"i	G 1/8"i	60x60x130
FRL PR-3/8" f NPT	2813920034	2,500	G 3/8"i	G 1/8"i	60x60x130
FRL PR-1/2" f	2813920002	2,500	G 1/2"i	G 1/8"i	60x60x130
FRL PR-1/2" f NPT	2813920035	2,500	G 1/2"i	G 1/8"i	60x60x130
FRL PR-3/4" f	2813920003	5,600	G 3/4"i	G 1/4"i	80x80x184
FRL PR-3/4" f NPT	2813920004	5,600	G 3/4"i	G 1/4"i	80x80x184
FRL PR-1" f	2813920005	5,600	G 1"i	G 1/4"i	80x80x184
FRL PR-1" f NPT	2813920006	5,600	G 1"i	G 1/4"i	80x80x184

Water separator with filter

- Two-stage mechanical filter with 20 µm
- Semi-automatic drainage
- Centrifugal acceleration of compressed air for efficient separation of dirt particles and condensate
- Filtering function upstream of the pressure reducer



Model	Part number	Connecting thread	Condensate tank volume (cm ³)	Dimensions (WxDxH)
FRL WS-1/4" f	2813920007	G 1/4"i	10	42x42x156
FRL WS-1/4" f NPT	2813920036	G 1/4"i	10	42x42x156
FRL WS-3/8" f	2813920008	G 3/8"i	45	60x60x195
FRL WS-3/8" f NPT	2813920037	G 3/8"i	45	60x60x195
FRL WS-1/2" f	2813920009	G 1/2"i	45	60x60x195
FRL WS-1/2" f NPT	2813920038	G 1/2"i	45	60x60x195
FRL WS-3/4" f	2813920010	G 3/4"i	170	80x80x260
FRL WS-3/4" f NPT	2813920011	G 3/4"i	170	80x80x260
FRL WS-1" f	2813920012	G 1"i	170	80x80x260
FRL WS-1" f NPT	2813920013	G 1"i	170	80x80x260

Filter pressure reducer

- With lockable adjustment button
- Regulation range 0-12 bar
- Standard features include: pressure gauge and 20 µm filter element
- Combines the technical benefits of the pressure reducer and the water separator with filter in one compact unit
- Pressure regulator with piston for high operational reliability
- Assembly independent of flow direction thanks to double-sided connection option for pressure gauge



Model	Part number	Flow rate (l/min)	Connection thread	Condensate tank volume (cm ³)	Dimensions (WxDxH)
FRL FPR-1/4" f	2813920014	700	G 1/4" i	10	42x42x190
FRL FPR-1/4" f NPT	2813920039	700	G 1/4" i	10	42x42x190
FRL FPR-3/8" f	2813920015	2,500	G 3/8" i	45	60x60x245
FRL FPR-3/8" f NPT	2813920040	2,500	G 3/8" i	45	60x60x245
FRL FPR-1/2" f	2813920016	2,500	G 1/2" i	45	60x60x245
FRL FPR-1/2" f NPT	2813920041	2,500	G 1/2" i	45	60x60x245
FRL FPR-3/4" f	2813920017	5,600	G 3/4" i	170	80x160x332
FRL FPR-3/4" f NPT	2813920018	5,600	G 3/4" i	170	80x160x332
FRL FPR-1" f	2813920019	5,600	G 1" i	170	80x160x332
FRL FPR-1" f NPT	2813920020	5,600	G 1" i	170	80x160x332

Mist oiler

- Regular oil flow for efficient supply to tools
- Proportional adjustment of the oil supply to the air flow rate for optimal lubrication possible, even at low pressures and low air flow rates
- Oil purification downstream of the filter pressure reducer



Model	Part number	Connecting thread	Oil reservoir volume (cm ³)	Dimensions (WxDxH)
FRL MO-1/4" f	2813920021	G 1/4" i	50	42x42x156
FRL MO-1/4" f NPT	2813920042	G 1/4" i	50	42x42x156
FRL MO-3/8" f	2813920022	G 3/8" i	150	60x60x195
FRL MO-3/8" f NPT	2813920043	G 3/8" i	150	60x60x195
FRL MO-1/2" f	2813920023	G 1/2" i	150	60x60x195
FRL MO-1/2" f NPT	2813920044	G 1/2" i	150	60x60x195
FRL MO-3/4" f	2813920024	G 3/4" i	379	80x80x260
FRL MO-3/4" f NPT	2813920045	G 3/4" i	379	80x80x260
FRL MO-1" f	2813920025	G 1" i	379	80x80x260
FRL MO-1" f NPT	2813920046	G 1" i	379	80x80x260

Filter units

- With lockable adjustment button
- Regulation range 0-12 bar
- Standard features include: pressure gauge and 20 µm filter element
- Fully fitted maintenance system consisting of filter pressure reducer and mist oiler (2-way filter unit) or filter water separator, pressure reducer and mist oiler (3-way filter unit) ready for immediate operation
- Pressure regulator with piston for high operational reliability



(2-way filter unit 1/4", 3/8" and 1/2")

(3-way filter unit 3/4" and 1")

Model	Part number	Flow rate (l/min)	Version	Connecting thread	Dimensions (WxDxH)
FRL FPR-MO-1/4"f	2813920026	700	double	G 1/4"i	84x42x190
FRL FPR-MO-1/4"f NPT	2813920047	700	double	G 1/4"i	84x42x190
FRL FPR-MO-3/8"f	2813920027	2,500	double	G 3/8"i	120x60x245
FRL FPR-MO-3/8"f NPT	2813920048	2,500	double	G 3/8"i	120x60x245
FRL FPR-MO-1/2"f	2813920028	2,500	double	G 1/2"i	120x60x245
FRL FPR-MO-1/2"f NPT	2813920049	2,500	double	G 1/2"i	120x60x245
FRL FPR-MO-3/4"f	2813920029	5,600	double	G 3/4"i	160x80x332
FRL FPR-MO-3/4"f NPT	2813920030	5,600	double	G 3/4"i	160x80x332
FRL FPR-MO-1"f	2813920031	5,600	double	G 1"i	160x80x332
FRL FPR-MO-1"f NPT	2813920032	5,600	double	G 1"i	160x80x332



Tools and accessories

It's time to stand out, because tools are the face of your business. The new ABAC range is tailored to professional needs, with products designed to be user-friendly, comfortable and durable.

Featuring pneumatic tools and accessories, this section compliments the existing compressed air solution range offered by ABAC. With one of the largest compressor portfolios on the market, full air treatment equipment and state-of-the-art distribution systems, we ensure perfect air delivery and quality for all your applications.



How to choose your tools





- ✓ Well-suited
- ✓✓ Very well-suited

Impact wrench

					
	2809913100 1/2" mini PRO	2809913101 1/2" Comp PRO	2809913102 3/4" Comp PRO	2809913103 1" Comp PRO	2809913104 1" L Comp PRO
Application					
Car wheels		
Car axles		
Car engines			
Car body			
Light truck wheels		
Light truck axles		
Light truck engines		
Light truck body			
Truck wheels			
Truck axles			
Truck engines		
Truck body		
Metal construction	
Wood construction	

Ratchet wrench

			
	2809913150 1/4" PRO	2809913151 1/2" PRO	2809913152 1/2" Imp. PRO
Application			
Car interior		
Engine service
Vehicle brakes	
Vehicle axles	

Screws

		
	2809913170 Straight PRO	2809913171 1/2" pistol Comp PRO
Application		
Furniture manufacture
Assembly
Hanging/mounting

Drill

	
	2809913190 Drill 10mm Comp PRO
Application	
Automotive
Wood sector
Metal sector
Assembly industry

Sander and grinder

							
	2809913200 Die grinder PRO	2809913201 Angle die grinder PRO	2809913204 Die Grinder Long PRO	2809913202 Angle grinder 125 Comp PRO	2809913203 Long neck angle grinder PRO	2809913250 Belt Sander 330-10 PRO	2809913251 Orbital Sander 150 Comp PRO
Application							
Grinding in corners
Deburring
Weld grinding
Metal cutting
Furniture sanding
Car body sanding



Hammer

					
	2809913400 Chisel hammer 10mm PRO	2809913401 Chisel hammer 12mm PRO	2809913450 Needle scaler 12 PRO	2809913451 Needle scaler 19 PRO	2809913452 Needle scaler 28 PRO
Application					
Tile removal
Chipping
Plaster removal
Breaking through walls
Creating cable ducts
Stone processing
Weld slag removal
Rust removal
Colour particle removal
Restoring reinforcing steel

Saw

	
	2809913700 Saw Comp PRO
Application	
Cutting steel
Cutting aluminium
Cutting plastic

Tyre inflator

		
	2809913620 Tyre inflator PRO CEE QL	2809913621 1/2" Tyre inflator PRO CEE TR
Application		
Inflating motorbike tyres
Inflating car tyres
Inflating truck tyres
Inflating bus tyres
Inflating twin tyres

Automotive



Impact wrench 1/2" PRO mini

Compact impact wrench with high performance twin-hammer clutch for professional application at assembly industry and car workshops

Very compact body makes the tool very suitable for working in tight spaces

High performance twin-hammer clutch for quicker power build-up and high release torque

Excellent weight-performance ratio, generates up to 700 Nm torque with a weight of 1,1kg

Less work fatigue due to optimized centre of gravity and ergonomic handle design

High performance twin-hammer clutch provides high power with low wear

Less work fatigue due to optimized centre of gravity and ergonomic handle design

Extremely light with 1,1 kg composite housing

User friendly operation due to sensitive controllable trigger and narrow R/F switch (F in 2 steps adjustable)

Less work fatigue due to optimized centre of gravity and ergonomic handle design



Model	Part number	Air fitting	Working torque Nm	Bar	l/sec	kg	mm
Impact wrench 1/2" PRO mini	2809913100	1/2"	440	6.3	5.3	1.1	121x62x170

Impact wrench 1/2" Comp PRO

Powerful impact wrench for universal applications

Lightweight composite housing
High performance twin hammer system
Rubber handle grip



Model	Part number	Air fitting	Working torque Nm	Bar	l/sec	kg	mm
Impact wrench 1/2" Comp PRO	2809913101	1/2"	1100	6.3	9.2	2.1	194x68x207

Impact wrench 3/4" Comp PRO

Powerful impact wrench for light truck and van applications

Lightweight composite housing
High performance twin hammer system
Ergonomic housing design



Model	Part number	Air fitting	Working torque Nm	Bar	l/sec	kg	mm
Impact wrench 3/4" Comp PRO	2809913102	3/4"	1629	6.3	9.1	3.7	214x84x266

Impact wrench 1" Comp PRO

Powerful impact wrench for truck and bus applications

Lightweight composite housing
High performance twin hammer system
Ergonomic housing design



Model	Part number	Air fitting	Working torque Nm	Bar	l/sec	kg	mm
Impact wrench 1" Comp PRO	2809913103	1"	1900	6.3	9.1	3.7	214x84x266

Impact wrench 1" L Comp PRO

Heavy-duty impact wrench for light truck and van applications

Lightweight, compact composite housing
High performance twin hammer system
Ergonomic housing design



Model	Part number	Air fitting	Working torque Nm	Bar	l/sec	kg	mm
Impact wrench 1" L Comp PRO	2809913104	1"	2700	6.3	24	11	527x213x176

Ratchet wrench 1/4" PRO

Compact size for narrow space vehicle cabin and engine applications

Compact design
Rubber handle grip
Rubber protection on ratchet head



Model	Part number	Air fitting	Working torque Nm	Bar	l/sec	Kg	mm	€
Ratchet wrench 1/4" PRO	2809913150	1/4"	41	6.3	5	0.5	177x48x56	

Ratchet wrench 1/2" PRO

Universal ratchet wrench for various applications

Adjustable power
Rubber handle grip
Protective rubber on ratchet head



Model	Part number	Air fitting	Working torque Nm	Bar	l/sec	Kg	mm	€
Ratchet wrench 1/2" PRO	2809913151	1/2"	68	6.3	6	1.1	256x48x56	

Ratchet wrench 1/2" Imp. PRO

Powerful ratchet wrench with impact system

Impact System
Rubber handle grip
No kickback



Model	Part number	Air fitting	Working torque Nm	Bar	l/sec	Kg	mm	€
Ratchet wrench 1/2" Imp. PRO	2809913152	1/2"	122	6.3	6	1.3	279x46x57	

Tyre inflator PRO CEE QL

Robust tyre inflator for professional use

EC type approval
Fully rubber-coated body and manometer
Innovative "quick lock" valve adapter



Model	Part number	pressure display bar	max. work. pressure bar	Gauge diameter mm	Connection hose cm	Kg	mm	€
Tyre inflator PRO CEE QL	2809913620	0 - 12	12	80	150	0.95	245x95x125	

Tyre inflator PRO CEE TR

Robust tyre inflator for professional use in truck workshops

EC type approval
 Fully rubber-coated body and manometer
 Double valve connector for trucks and buses



Model	Part number	pressure display bar	max. work. pressure bar	Gauge diameter mm	Connection hose cm	kg	mm
Tyre inflator PRO CEE TR	2809913621	0 - 12	12	80	50 + 30	0.8	245x95x125

Robust sockets with protection for tyre changing

Hardened steel
 Protective plastic cover
 Long design



Part number	Square	Hex size in mm
2809919100	1/2"	17, 19 & 21

Magnetic tool holder

2 strong magnets
 Space for 4pcs sockets, 1/2" impact wrench
 Hook for torque wrench



Part number
2809919101

Metalworking



Die grinder PRO

Compact die grinder for professional use in car workshops and metalworking industry.

Universal applications, including 3 & 6 mm collet chucks that are suitable for most common accessories.

Quick work progress due to high speed (25,000 rpm).

Comfortable operation thanks to the swivel air inlet that makes the tool very flexible, especially in hard-to-access areas.

Reduced fatigue due to light weight (0.4 kg).



Model	Part number	Watt	rpm	Bar	l/sec	kg	mm
Die grinder PRO	2809913200	220	25,000	6.3	4	0.4	159x39x60

Angle die grinder PRO

Angle die grinder for multiple applications in tight spaces

Compact design and lightweight
Ergonomic rubber handle with reduced vibration
Rotatable air connection for greater flexibility
Incl. 3 mm and 6 mm collet chuck



Model	Part number	Watt	rpm	Bar	l/sec	kg	mm
Angle die grinder PRO	2809913201	220	20,000	6.3	4	0.7	181x45x79

Die grinder Long PRO

Extended die grinder for multiple applications

Ergonomic rubber handle with reduced vibration
Rotatable air connection for greater flexibility
Incl. 3 mm and 6 mm collet chuck



Model	Part number	Watt	rpm	Bar	l/sec	kg	mm
Die Grinder Long PRO	2809913204	220	25,000	6.3	4	0.7	256x39x60

Angle grinder 125 Comp PRO

Powerful angle grinder for professional use in the metalworking industry

Extremely quick grinding disc change thanks to spindle stop
Rubber side grip can be installed for left and right-handed individuals
Protective hood can be adjusted without tools, for protection against sparks
For standard grinding wheels up to dia. 125 mm



Model	Part number	Watt	rpm	Bar	l/sec	kg	mm
Angle grinder 125 Comp PRO	2809913202	660	12,000	6.3	11	2.0	229x207x92

Long neck angle grinder PRO

High performance cut-off tool for professional use in car workshops

Extremely quick grinding disc change, thanks to spindle stop
Long neck and low profile angle head offers good accessibility
Protective hood can be adjusted without tools, for protection against sparks
For cut-off wheels 100 x 1 x 16 mm



Model	Part number	Watt	rpm	Bar	l/sec	kg	mm
Long neck angle grinder PRO	2809913203	700	14,000	6.3	14	1.7	372x112x59

Belt sander 330-10 PRO

Compact belt sander for professional use in wood- and metalworking industries and car workshops

Exhaust air guide towards the rear prevents swarf dispersion
Actuating lever with trigger safety device
Automatic belt tensioner for easy abrasive belt changing



Model	Part number	Belt size						
		mm	rpm	Bar	l/sec	kg	mm	
Belt Sander 330-10 PRO	2809913250	330x10	20,000	6.3	6	1.3	330x84x104	

Orbital sander 150 Comp PRO

Universal orbital sander with 5mm stroke

Fatigue-free grinding thanks to reduced vibrations
Unlimited view of the workpiece with narrow collar
Particularly low air consumption
Suitable for standard 150mm, 15-hole, 8-hole and 6-hole sanding paper



Model	Part number	Sanding pad						
		mm	rpm	Bar	l/sec	kg	mm	
Orbital Sander 150 Comp PRO	2809913251	150	12,000	6.3	6	0.8	215x150x98	

Saw Comp PRO

Compact air body saw with durable stroke mechanism

Effortless separation of body sheet metal and plastic parts
Low noise and vibrations thanks to robust plastic housing
Adjustable stop bracket offers easy handling and reduces saw blade wear



Model	Part number	Stroke length	Strokes per minute					
		mm		Bar	l/sec	kg	mm	
Saw Comp PRO	2809913700	10	9,500 -1/min	6.3	4	0.8	280x70x35	

Screwdriver straight PRO

Compact screwdriver for professional use in wood- and metalworking industries

Anti-slip, ergonomic handle
Extremely low noise due to exhaust air silencer
Stemless torque adjustment on the outer adjusting ring allows for flexible working
Suitable for hanging on balancers



Model	Part number	Socket (hexagonal)	Torque					
		mm	Nm	Bar	l/sec	kg	mm	
Screwdriver straight PRO	2809913170	1/4"	3-8	6.3	8	1.2	244x51x79	

Screwdriver pistol Comp PRO

Lightweight screwdriver for professional use in the wood and metalworking industries

Super-lightweight and ergonomic composite housing

Very quiet thanks to built-in silencer

Switch from clockwise to anticlockwise operation with one hand to save time

Stemless torque adjustment on the outer adjusting ring allows for flexible working



Model	Part number	Socket (hexagonal)	Torque Nm					€
Model	Part number	mm	Bar	l/sec	kg	mm		
Screwdriver pistol Comp PRO	2809913171	1/4"	3-8	6.3	8	1.1	210x43x150	

Drill 10 mm Comp PRO

Powerful drill for professional use in wood and metalworking industries, and car workshops

Powerful thanks to the high-performance compressed air motor

Super-lightweight and ergonomic composite housing

Switch from clockwise to anticlockwise operation with one hand to save time

Very quiet thanks to built-in silencer



Model	Part number	Drill chuck	rpm					€
Model	Part number	mm	Bar	l/sec	kg	mm		
Drill 10 mm Comp PRO	2809913190	10	2,000	6.3	8	1.0	188x43x150	

Sanding belt

Sanding belt 330x10 mm

5 pieces per pack

Part number	pcs	Grid	mm		€
2809919250	5	G80	330x10		
2809919251	5	G120	330x10		



Sanding pad

Sanding Pad suitable for 15-hole,

8-hole and 6-hole sanding paper

Part number	mm		€
2809919252	150		



Saw blade

Bi-metal version

5 pieces per pack

Part number	Toothed length mm	Teeth	€
2809919700	50	18	
2809919701	50	32	



Construction equipment



Chisel hammer 10 mm PRO

Robust chisel hammer with durable stroke mechanism for professional use in metalworking and construction trade sectors.

Stepless adjustment of impact power to suit different materials.

Extreme versatility from chiselling tiles and plaster, to slits and metal sheet curving.

Reduced fatigue thanks to its compact, lightweight design.

Hexagonal shank prevents chisel rotation

Robust metal housing

Rubber-insulated hand grip for temperature insulation and reduced vibrations

Cross-slot holding cap for quick replacement of chisels without using tools

Air regulator for variable adjustment of impact power



Complete kit

In plastic case with 175 mm pointed and flat chisel, sheet metal separator and cutter and bolt removal device

Model	Part number	Strokes per minute min ⁻¹	Chisel size (hexagonal) mm	Bar mm	l/min	kg	mm	€
Chisel hammer 10 mm PRO	2809913400	4,500	10	6.3	10	1.9	189x175x52	

Chisel hammer 12 mm PRO

For tough applications on the construction site

Highest impact energy for the toughest materials
Chisel cap made from hardened steel for longer service time and quick chisel change
Incl. pointed and flat chisel, 250 mm long



Model	Part number	Strokes per minute min ⁻¹	Chisel size (hexagonal) mm	Bar	l/min	kg	mm	
Chisel hammer 12 mm PRO	2809913401	3,000	11.7	6.3	11	2.6	280x145x52	

Needle scaler 12 PRO

Light needle scaler for multiple scaling applications

Compact design for working in tight spaces
Easy-to-remove guide bush for rapid needle replacement, no tools required
Fatigue-free work thanks to low weight



Model	Part number	Needles pcs	Strokes per minute min ⁻¹	Bar	l/min	kg	mm	
Needle scaler 12 PRO	2809913450	12	5,000	6.3	3	1.3	320x40x62	

Needle scaler 19 PRO

Universal needle scaler for scaling applications in construction & metalworking industries

Pistol grip for enhanced ergonomics
Adjustable needle guide to adapt to different applications
Rubber handle reduces vibrations



Model	Part number	Needles pcs	Strokes per minute min ⁻¹	Bar	l/min	kg	mm	
Needle scaler 19 PRO	2809913451	19	3,700	6.3	4	2.7	340x48x188	

Needle scaler 28 PRO

Heavy duty needle scaler with durable stroke mechanism for professional use in the construction sector

Pistol grip for enhanced ergonomics
Adjustable needle guide to adapt to different applications
High impact power for hard materials



Model	Part number	Needles pcs	Strokes per minute min ⁻¹	Bar	l/min	kg	mm	
Needle scaler 28 PRO	2809913452	28	3,500	6.3	5	3.5	340x65x179	

Replacement needles for needle scaler

Hardened steel
3 mm diameter

Part number	Needles pcs	Diameter mm	length mm	
2809919450	12	3	125	
2809919451	19	3	180	
2809919452	28	3	180	



DIY TOOLS AND ACCESSORIES

Impact wrench for universal applications

Robust aluminum housing
Twin-Hammer system



Model	Part number	Socket (hexagonal)	Torque Nm	Bar	l/sec	kg	€
Impact wrench for universal applications	8973005412	1/2"	515	7	7	2.7	

Grinding Tip Set - 10 pcs.

All needed tools and accessories placed on one holder near by the place of application

2 strong magnet
Place for 4pcs sockets, 1/2" Impact wrench
Hook for torque wrench



Part number
8973005951

Orbital sander complete with suction

Robust sockets with protection for tire changings

Hardened steel
Protection plastic cover
Long design



Part number	Square	Hex size in mm
8973005428	1/2"	17, 19 & 21

Riveting machine

Powerfull Impact wrench for applications in truck & bus sector in narrow work space

Light weight composite housing
High performance Twin-Hammer system
Ergonomic designed housing



Part number	Bar
8973005434	6,3

Chiseler hammer + set

Powerfull Impact wrench for applications in light truck & van sector in narrow work space

Light weight composite housing
High performance Twin-Hammer system
Ergonomic designed housing



Part number	Bar
8973005422	6,3

Chisel kit

Kit of five pieces

175 mm long,
10mm hexagonal shaft



Part number	Bar
8973005928	6,3

Tire inflator

Good visible gauge with 80mm diameter

Homologated



Part number	Bar
8973006228	6,3

Standard tire inflator



Part number	Bar
8973006227	6,3

Inflating gun homologated



Part number	Bar
8973005883	6,3

Seamer



Staple size

Air fitting



Part number	Ean code	l/min	Bar	Staple size	Air fitting	kg	Price
8973005956	9004292352299	0,35	7,0	10-26 5,8x(1,0x1,26)	1/4"	1,2	
		Accessories	Thickness x Width	Crown	PCS/box		
8973005957	9004292352527	18 mm staples	1,0x1,26	5,8	5,000		
8973005958	9004292352602	23 mm staples	1,0x1,26	5,8	5,000		
8973005959	9004292352787	26 mm staples	1,0x1,26	5,8	5,000		



Staple size

Air fitting



Part number	Ean code	l/min	Bar	Staple size	Air fitting	kg	Price
8973005964	9004292352459	0,4	7,0	10-40 5,8x(1,0x1,26)	1/4"	1,4	
		Accessories	Thickness x Width	Crown	PCS/box		
8973005965	9004292352862	30 mm staples	1,0x1,26	5,8	5,000		
8973005966	9004292352947	32 mm staples	1,0x1,26	5,8	5,000		



Riveting machine

Part number	Ean code	l/min	Bar	Staple size	Air fitting	kg	€
8973005960	9004292352374	0.4	7.0	15-50 2.0x(1.0x1.26)	1/4"	1.4	
	Accessories	Thickness x Width	Crown	PCS/box			
8973005961	9004292353029	19 mm nails	1,0x1,26	2.0	5,000		
8973005962	9004292353104	25 mm nails	1,0x1,26	2.0	5,000		
8973005978	9004292353289	30 mm nails	1,0x1,26	2.0	5,000		
8973005963	9004292353364	32 mm nails	1,0x1,26	2.0	5,000		



Airbrush/painting guns

Description	Part number	Ean code	l/min	config.	Bar	Feed type. Paint	L	Cup closing type	Nozzle	€
Airbrush hobby Ø 0.4 mm	8973005884	8024900006285	15	0.5	3	Lower tank	22/50cc	Screw	0.4	



Description	Part number	Ean code	l/min	config.	Bar	Feed type. Paint	L	Cup closing type	Nozzle	€
Airbrush for precision work 0.25 lt	8973005904	8024900005929	60	2.1	3	Lower tank	0.25	Screw	0.5	



Description	Part number	Ean code	l/min	config.	Bar	Feed type. Paint	L	Cup closing type	Nozzle	€
Airbrush lower tank 1 l Ø 1.4 mm	8973005903	8024900006292	200	7.1	4	Top Tank	1	Bayonet	1.4	








Description	Part number	Ean code	l/min	config.	Bar	Feed type. Paint	L	Cup closing type	Nozzle	€
Airbrush top tank 0.5 l Ø 1.5 mm	8973005877	8024900005127	200	7.1	3	Lower tank	0.5	Screw	1.5	








Description	Part number	Ean code	l/min	config.	Bar	Feed type. Paint	L	Cup closing type	Nozzle	€
Airbrush top tank for first layers 0.5 lt Ø 2,5 mm	8973005874	8024900006278	250	8.8	3.5	Lower tank	0.5	Screw	2.5	



Airbrush/painting guns



Description	Part number	Ean code	  			Feed type. Paint		Cup closing type	Nozzle	
			l/min	config.	Bar					
Airbrush Low press. 1 l Ø 1,4 mm	8973005906	8024900006315	200	7.1	3	Lower tank	1	Screw	1.4	



Description	Part number	Ean code	  			Feed type. Paint		Cup closing type	Nozzle	
			l/min	config.	Bar					
Prof. airbrush 1 l Ø 1.8 mm	8973005905	8024900006308	300	10.6	3.5	Lower tank	1	Autoclave	1.8	



Accessories and protection face masks

Description	Part number	Ean code		
Ø 1.5 mm nozzle for airbrush Part number 8973005874	8973005894	8024900006100		
Ø 1.8 mm nozzle for airbrush Part number 8973005905	8973005895	8024900005981		
Ø 2.5 mm nozzle for airbrush Part number 8973005874	8973005896	8024900006124		



Tools for inflating/sanding/greasing/washing

Description	Part number	Ean code	  			
			l/min	config.	Bar	
Air dusting gun with variable air flow	8973005909	8024900005400	220	7.8	4	



Description	Part number	Ean code	  			
			l/min	config.	Bar	
Air dustung gun	8973005865	8024900005110	150	5.3	4	



Description	Part number	Ean code	  			
			l/min	config.	Bar	
Air dusting gun (extended)	8973005867	8024900005202	150	5.3	4	



Tools for inflating/sanding/greasing/washing

Description	Part number	Ean code	l/min	config.	Bar	Price
Plunger gun (in box)	8973005525	8024900005066	150	5.3	6	



Description	Part number	Ean code	l/min	config.	Bar	Price
1 L spray nozzle	8973005880	8024900005509	250	8.8	6	



Description	Part number	Ean code	l/min	config.	Bar	Price
Sandblasting gun	8973005914	8024900005011	250	8.8	8	
Nozzle for sandblasting gun X 2	8973005857	8024900005028	-	-	-	



Description	Part number	Ean code	l/min	config.	Bar	Price
Sandblasting gun Professional with dip tube	8973005878	8024900005035	250	8.8	8	



Description	Part number	Ean code	l/min	config.	Bar	Price
Underbody coating gun	8973005907	8024900005998	250	8.8	4	



Description	Part number	Ean code	l/min	config.	Bar	Price
Pneumatic greaser	8973005459	8024900005042	100	3.5	6	



Description	Part number	Ean code	l/min	config.	Bar	Price
Inflating Kit 3 PCs.	8973005854	8024900005455	-	-	-	



Description	Part number	Ean code	l/min	Air fitting	Bar	Price
Silicone gun	8973005435	9004292408101	171	1/4"	7	



Description	Part number	Ean code	l/min	Air fitting	Bar	Price
Grease gun	8973005436	9004292337456	22,8	1/4"	7	



Hobby and DIY

Hobby tools and accessories

Pneumatic tools kits



Description	Part number	Ean code
Kit 5 PCs. - blister Airbrush gun upper tank 1/2 l <ul style="list-style-type: none"> - Inflating gun - Nebulizer - Spiral tube (5 m) - Blowgun - Quick coupling 	8973005547	8024900509977



Description	Part number	Ean code
Kit 5 PCs. - blister Airbrush top tank 1 l <ul style="list-style-type: none"> - Inflating gun - Nebulizer - Spiral tube (5 m) - Blowgun - Quick coupling 	8973005546	8024900509984



Description	Part number	Ean code
Kit 5 PCs. - box Airbrush lower tank 1 l <ul style="list-style-type: none"> - Inflating gun - Nebulizer - Spiral tube (5 m) - Blowgun - Quick coupling 	8973005189	8024900004885



Description	Part number	Ean code
Pneumatic Kit 34 PCs. - Screw gun - Chiselling hammer with 3 chisels - Ratchet wrench with sockets and extensions - Straight grinder with grinding wheels	8973005156	8024900002379



Description	Part number	Ean code
Pneumatic Kit 71 PCs. - Pulse screwer - Trimming hammer with 3 chisels - 3/8 "ratchet wrench with sockets and extensions - Straight grinder with grinding wheels - Blowgun, - Inflating gun - Various accessories	8973005055	8024900004823

Description	Part number	Ean code	l/min	config.	Bar	Nm	kg	Price	
1/2" impact wrench with 4 bushes	8973005871	8024900004946	250	8.8	6	345	2.6		



Description	Part number	Ean code	l/min	config.	Bar	Nm	kg	Price	
1/2" ratchet wrench	8973005919	8024900006094	115	4	6	40	1.2		



Description	Part number	Ean code	l/min	config.	Bar	rpm	kg	Price	
Reversible drill with self-locking spindle	8973005901	8024900004953	130	4.6	6	1400	1.1		



Description	Part number	Ean code	l/min	config.	Bar	strokes/min	kg	Price	
Trimming hammer with 4 hex fitting chisels	8973005872	8024900004960	130	4.6	6	4500	1.6		



Description	Part number	Ean code	l/min	config.	Bar	rpm	kg	Price	
Orbital Sander	8973005902	8024900000993	240	8.5	6	18,000	1.7		



Description	Part number	Ean code	l/min	config.	Bar	rpm	kg	Price	
Orbital sander 90x60 mm	8973005578	8024900005912	240	8.5	6	8,000	2		



Description	Part number	Ean code	l/min	config.	Bar	rpm	kg	Price	
Die grinder with 5 wheels	8973005911	8024900005608	240	8.5	6	20,000	0.5		



Description	Part number	Ean code	Price
Set of bushes for 1/2" wrench (10, 11, 13, 14, 15, 17, 19, 22, 24, 27 mm)	8973005437	8024900004892	



Description	Part number	Ean code	Price
4 chisels - hex fitting	8973005850	8024900005783	



Description	Part number	Ean code	Price
Spring for trimming hammer	8973005853	8024900005479	




Nailers and accessories

Description	Part number	Ean code	l/min	config.	Bar	Speed/Torque	kg	Price
Stapler/Riveting machine combi staples from 13 to 28 mm nails from 10 to 32 mm	8973005917	8024900005899	0.4	7	1.3	189.10	1.2	



Description	Part number	Ean code	Price
Staples 10 mm (2400 PCs)	8973005847	8024900005745	
Staples 13 mm (1600 PCs)	8973005848	8024900005875	
Staples 22 mm (800 PCs)	8973005845	8024900005691	



Description	Part number	Ean code	Price
15 mm nails (1200 PCs.)	8973005849	8024900005844	
25 mm nails (800 PCs.)	8973005846	8024900005592	



Airbrush/painting guns

Description	Part number	Ean code	l/min	config.	Bar	Feed type. Paint	L	Cup closing type	Nozzle	Price
Airbrush hobby Ø 0.4 mm	8973005884	8024900006285	15	0.5	3	Lower tank	22/50cc	Screw	0.4	



Description	Part number	Ean code	l/min	config.	Bar	Feed type. Paint	L	Cup closing type	Nozzle	Price
Airbrush for precision work 0.25 lt	8973005904	8024900005929	60	2.1	3	Lower tank	0.25	Screw	0.5	



Description	Part number	Ean code	l/min	config.	Bar	Feed type. Paint	L	Cup closing type	Nozzle	Price
Airbrush lower tank 1 l Ø 1.4 mm	8973005903	8024900006292	200	7.1	4	Top Tank	1	Bayonet	1.4	



Description	Part number	Ean code	l/min	config.	Bar	Feed type. Paint	L	Cup closing type	Nozzle	Price
Airbrush top tank 0.5 l Ø 1.5 mm	8973005877	8024900005127	200	7.1	3	Lower tank	0.5	Screw	1.5	



Description	Part number	Ean code	l/min	config.	Bar	Feed type. Paint	L	Cup closing type	Nozzle	Price
Airbrush top tank for first layers 0.5 lt Ø 2,5 mm	8973005874	8024900006278	250	8.8	3.5	Lower tank	0.5	Screw	2.5	



Description	Part number	Ean code	l/min	config.	Bar	Feed type. Paint	L	Cup closing type	Nozzle	Price
Airbrush Low press. 1 l Ø 1,4 mm	8973005906	8024900006315	200	7.1	3	Lower tank	1	Screw	1.4	



Description	Part number	Ean code	l/min	config.	Bar	Feed type. Paint	L	Cup closing type	Nozzle	Price
Prof. airbrush 1 l Ø 1.8 mm	8973005905	8024900006308	300	10.6	3.5	Lower tank	1	Autoclave	1.8	



Accessories and protection face masks

Description	Part number	Ean code	Price
Ø 1.5 mm nozzle for airbrush Part number 8973005874	8973005894	8024900006100	
Ø 1.8 mm nozzle for airbrush Part number 8973005905	8973005895	8024900005981	
Ø 2.5 mm nozzle for airbrush Part number 8973005874	8973005896	8024900006124	



Description	Part number	Ean code	Price
Protective masks not EPI (4 PCs)	8973005885	8024900005721	



Description	Part number	Ean code	Price
Professional mask with 2 filters (CE)	8973005863	8024900005721	



Description	Part number	Ean code	Price
Mask filter, class A - Type1 (organic gases)	8973005858	8024900004984	
Mask filter, class B - Type2 (acid gases, halogens)	8973005859	8024900004991	



Tools for inflating/sanding/greasing/washing

Description	Part number	Ean code	l/min	config.	Bar	Price
Vacuum cleaner (in box)	8973005442	8024900006117	120	4.2	6	



Description	Part number	Ean code	l/min	config.	Bar	Price
Air dusting gun with variable air flow	8973005909	8024900005400	220	7.8	4	



Description	Part number	Ean code	l/min	config.	Bar	Price
Air dusting gun	8973005865	8024900005110	150	5.3	4	



Description	Part number	Ean code	l/min	config.	Bar	Price
Air dusting gun (extended)	8973005867	8024900005202	150	5.3	4	



Description	Part number	Ean code	l/min	config.	Bar	Price
Plunger gun (in box)	8973005525	8024900005066	150	5.3	6	



Description	Part number	Ean code	l/min	config.	Bar	Price
Air/water wash gun	8973005918	8024900005004	180	6.4	6	



Description	Part number	Ean code	l/min	config.	Bar	Price
1 L spray nozzle	8973005880	8024900005509	250	8.8	6	



Description	Part number	Ean code	l/min	config.	Bar	Price
Sandblasting gun	8973005914	8024900005011	250	8.8	8	
Nozzle for sandblasting gun X 2	8973005857	8024900005028	-	-	-	



Description	Part number	Ean code	l/min	config.	Bar	Price
Sandblasting gun Professional with dip tube	8973005878	8024900005035	250	8.8	8	



Description	Part number	Ean code	l/min	config.	Bar	Price
Underbody coating gun	8973005907	8024900005998	250	8.8	4	



Description	Part number	Ean code	l/min	config.	Bar	Price
Pneumatic greaser	8973005459	8024900005042	100	3.5	6	



Inflating tools

Description	Part number	Ean code	l/min	config.	Bar	Price
Inflating gun with Inflating Kit 3 PCs.	8973005910	8024900005165	100	3.5	10	



Description	Part number	Ean code	l/min	config.	Bar	Price
Approved inflating gun	8973005883	8024900005776	100	3.5	10	



Description	Part number	Ean code	l/min	config.	Bar	Price
Inflating Kit 3 PCs.	8973005854	8024900005455	-	-	-	



Scraping tip

Description	Part number	Ean code	Needed	Price
Scraper for trimming hammers	8973005433	9004292402406	19	



Seamer

Part number	Ean code	l/min	Bar	Staple size	Air fitting	kg	Price
8973005956	9004292352299	0.35	7.0	10-26 5.8x(1.0x1.26)	1/4"	1.2	
		Accessories	Thickness x Width	Crown	PCS/box		
8973005957	9004292352527	18 mm staples	1,0x1,26	5.8	5,000		
8973005958	9004292352602	23 mm staples	1,0x1,26	5.8	5,000		
8973005959	9004292352787	26 mm staples	1,0x1,26	5.8	5,000		



Riveting machine

Part number	Ean code	l/min	Bar	Staple size	Air fitting	kg	Price
8973005960	9004292352374	0.4	7.0	15-50 2.0x(1.0x1.26)	1/4"	1.4	
		Accessories	Thickness x Width	Crown	PCS/box		
8973005961	9004292353029	19 mm nails	1,0x1,26	2.0	5,000		
8973005962	9004292353104	25 mm nails	1,0x1,26	2.0	5,000		
8973005978	9004292353289	30 mm nails	1,0x1,26	2.0	5,000		
8973005963	9004292353364	32 mm nails	1,0x1,26	2.0	5,000		



Tubes

					Material	Output type	€
Description	Part number	Ean code	Length (mm)	Max Bar			Price
Nylon spiral tube 6x8 (5 m) bayonet	8973005472	8024900006193	6x8	5.0	8	Nylon	Bayonet



					Material	Output type	€
Description	Part number	Ean code	Length (mm)	Max Bar			Price
Nylon spiral tube 6x8 (5 m) universal quick couplings	8973005473	8024900006230	6x8	5.0	8	Nylon	Rapid



					Material	Output type	€
Description	Part number	Ean code	Length (mm)	Max Bar			Price
Nylon spiral tube 6x8 (10 m) bayonet	8973005474	8024900006209	6x8	10.0	8	Nylon	Bayonet



					Material	Output type	€
Description	Part number	Ean code	Length (mm)	Max Bar			Price
Nylon spiral tube 6x8 (15 m) bayonet	8973005475	8024900006216	6x8	15.0	8	Nylon	Bayonet



					Material	Output type	€
Description	Part number	Ean code	Length (mm)	Max Bar			Price
Nylon spiral tube 6x8 (15 m) universal quick couplings	8973005520	8024900002430	6x8	15.0	8	Nylon	Rapid



					Material	Output type	€
Description	Part number	Ean code	Length (mm)	Max Bar			Price
Reinforced transparent hose (7.5 m) 6x11 universal quick couplings	8973005477	8024900005394	6x11	7.5	20	PVC reinforced transparent	Rapid



					Material	Output type	€
Description	Part number	Ean code	Length (mm)	Max Bar			Price
Rubber hose (10 m) 6x11 bayonet	8973005478	8024900005059	6x11	10.0	20	Black PVC	Bayonet



					Material	Output type	€
Description	Part number	Ean code	Length (mm)	Max Bar			Price
Rubber hose (10 m) 6x11 universal quick couplings	8973005521	8024900002447	6x11	10.0	20	Black PVC	Rapid



						Material	Output type	€
Description	Part number	Ean code	Length (mm)		Max Bar			Price
Reinforced transparent hose (15 m) 6×11 without couplings	8973005479	8024900005967	6×11	15.0	20	PVC reinforced transparent	-	



						Material	Output type	€
Description	Part number	Ean code	Length (mm)		Max Bar			Price
Rubber hose (20 m) 6×11 bayonet	8973005480	8024900006186	6×11	20.0	20	Black PVC	Bayonet	



						Material	Output type	€
Description	Part number	Ean code	Length (mm)		Max Bar			Price
Rubber hose (20 m) 6×11 universal quick couplings	8973005522	8024900002454	6×11	20.0	20	Black PVC	Rapid	



						Material	Output type	€
Description	Part number	Ean code	Length (mm)		Max Bar			Price
Reinforced transparent hose (7.5 m) 8×13 universal quick couplings	8973005026	8024900006155	8×13	7.5	20	PVC reinforced transparent	Rapid	



						Material	Output type	€
Description	Part number	Ean code	Length (mm)		Max Bar			Price
Rubber hose (10 m) 8×13 universal quick couplings	8973005908	8024900005677	8×13	10.0	20	Black PVC	Rapid	



						Material	Output type	€
Description	Part number	Ean code	Length (mm)		Max Bar			Price
Hose reel (20 m) 6×11 with universal coupling	8973005482	8024900006063	6×11	20.0	20	PVC reinforced transparent	Rapid	



Connection fittings

			€
Description	Part number	Ean code	Price
Fitting 1/4" M-1/4" M	8973005810	8024900005264	
Fitting 3/8" M-3/8" M	8973005831	8024900005790	



			€
Description	Part number	Ean code	Price
Fitting reduction 3/8" M-1/4" F	8973005889	8024900005752	
Fitting reduction 1/8" M-1/4" F	8973005890	8024900005622	
Fitting reduction 1/4" M-3/8" F	8973005891	8024900005615	



Description	Part number	Ean code	Price
Reduction fitting 3/8" M-1/2" M	8973005892	8024900005813	€



Description	Part number	Ean code	Price
Sleeve 1/4" F-1/4" F	8973005839	8024900005738	€



Description	Part number	Ean code	Price
3-way connector 2x1/4" F - 1/4" M - 1/2" M	8973005841	8024900005684	€



Bayonet couplings

Description	Part number	Ean code	Price
Fitting junction with 2 milled nuts	8973005825	8024900005332	€



Description	Part number	Ean code	Price
Fitting junction with 2 milled nuts	8973005813	8024900005325	€



Description	Part number	Ean code	Price
T-shaped fitting with 3 milled nuts	8973005829	8024900005288	€



Description	Part number	Ean code	Price
Bayonet fitting 1/4" M	8973005811	8024900005370	€



Description	Part number	Ean code	Price
Seals for bayonet fittings 10 PCs.	8973005915	8024900005578	€



Quick couplings

Description	Part number	Ean code	Price
Threaded quick coupling 1/4" M (D)	8973005814	8024900005073	€
Threaded quick coupling 3/8" M (D)	8973005818	8024900005196	€
Threaded quick coupling 1/2" M (D)	8973005835	8024900005837	€



Description	Part number	Ean code	Price
Threaded quick coupling 1/4" F (D)	8973005815	8024900005103	
Threaded quick coupling 3/8" F (D)	8973005836	8024900005769	



Description	Part number	Ean code	Price
Quick Coupling adapter/Bayonet coupling	8973005524	8024900005424	



Description	Part number	Ean code	Price
Quick coupling with bayonet fitting (D)	8973005827	8024900005233	



Description	Part number	Ean code	Price
Universal threaded quick tap 1/4" M	8973005816	8024900005080	
Universal threaded quick tap 3/8" M	8973005819	8024900005257	
Universal threaded quick tap 1/2" M	8973005826	8024900005172	



Description	Part number	Ean code	Price
Universal quick tap 1/4" F	8973005817	8024900005097	
Universal quick tap 3/8" F	8973005820	8024900005271	



Hose fittings

Description	Part number	Ean code	Price
Bayonet Resca Ø 6x11 mm 2 PCs and clamps	8973005821	8024900005219	
Bayonet Resca Ø 8x13 mm 2 PCs and clamps	8973005830	8024900005141	



Description	Part number	Ean code	Price
Quick resca coupling Ø 8 x 13 mm (D) with clamp	8973005837	8024900005189	
Quick resca coupling Ø 6 x 11 mm (D) with clamp	8973005823	8024900005134	



Description	Part number	Ean code	Price
Double junction Ø 6x11 mm with clamps	8973005887	8024900005486	
Resca double junction Ø 8x13 mm with clamps	8973005888	8024900005363	



Description	Part number	Ean code	Price
Universal resca quick tap Ø 6x11 mm	8973005824	8024900006247	
Universal resca quick tap Ø 8x13 mm	8973005838	8024900005240	



Hose fittings

Description	Part number	Ean code	Price
Hose clamps Ø 6x11 mm 6 PCs.	8973005822	8024900005523	
Hose clamps Ø 8x13 mm 6 PCs.	8973005833	8024900005806	



Description	Part number	Ean code	Price
Quick coupling assembly Kit for tube Ø 6x11 mm	8973005828	8024900005349	
Quick coupling assembly Kit for tube Ø 8x13 mm	8973005834	8024900005301	



Description	Part number	Ean code	Price
Resca fitting Ø 6x11 mm 1/4" F 2 PCs	8973005886	8024900005936	



Description	Part number	Ean code	Price
Inflation head for Michelin type car tyres	8973005842	8024900005158	



Description	Part number	Ean code	Price
Resca fitting Ø 6x11 mm 1/4" M 2 PCs	8973005912	8024900005851	



Accessories

Description	Part number	Ean code	Price
Oil mist lubricator 1/4" F-1/4" F	8973005868	8024900005554	



Description	Part number	Ean code	Price
Purifying filter "F-1/4" F	8973005870	8024900005516	



Description	Part number	Ean code	Price
Mini lubricator 1/4" F	8973005852	8024900005431	



Description	Part number	Ean code	Price
Pressure regulator with filter 1/4" F	8973005869	8024900006261	



Description	Part number	Ean code	Price
Pressure regulator with filter 3/8" F + 2 universal quick couplings	8973005916	8024900005653	€



Description	Part number	Ean code	Price
Micro pressure reducer 1/4" F with universal quick coupling	8973005861	8024900006254	€



Description	Part number	Ean code	Price
Filter reducer and lubricator 1/4" F	8973005898	8024900005646	€



Description	Part number	Ean code	Price
Sealing compound	8973005856	8024900006131	€



Description	Part number	Ean code	Price
Teflon tape	8973005855	8024900005561	€



Description	Part number	Ean code	Price
Pressure gauge for pressure reducers 10 bar 1/4" M + 1/8" M	8973005844	8024900005417	€



Description	Part number	Ean code	Price
Line taps with milled nut 1/4" M	8973005569	8024900005356	€



Description	Part number	Ean code	Price
Condensate drain taps 1/4" M	8973005840	8024900005530	€
Condensate drain taps 3/8" M	8973005843	8024900005387	€



Description	Part number	Ean code	Price
Air filter 3/8" M	8973005860	8024900005448	€





Service Kits

ABAC is not only your trusted compressed air brand.

The lead characters of this section are Service and Kits, which can be even more important when thinking about strengths and benefits of proper support of the end-user. Brand reputation relies on Original Parts and Special Services and means sustained performances, efficiency and operating time.





Use Original Parts

The Original Part Identifier represents the support needed to keep that equipment performing reliably.



In addition to quality spare parts, this includes professional service by factory-trained professionals. The Identifier is promoted as a symbol for quality; a label that has the credibility of a certification, gaining the trust of customers everywhere.

The Identifier is supportive of the brand without interfering with its specific value proposition. On the other hand, the brands are incomplete without the Identifier and what it stands for. The equipment brand and the Original Part Identifier are the two sides of a dual concept, aimed at a cost-effective, reliable, uninterrupted high quality air supply.

The value of Original Parts and Service is expressed by the Identifier Promise: Care. Trust. Efficiency.

Care is what service is all about. Care for equipment and for the customer's bottom line. For the professionals of Original Parts and Service, care is an attitude.

Trust is not given freely, it is earned over time. Continuity of production, maximizing equipment lifetime, consistently delivering on our promises... we are in it for the long haul.

Efficiency is key for a cost-effective operation. Equipment efficiency is ensured by regular maintenance. Efficiency of the service organization is how Original Parts and Service make the difference.

The reasons to use ABAC Original Parts

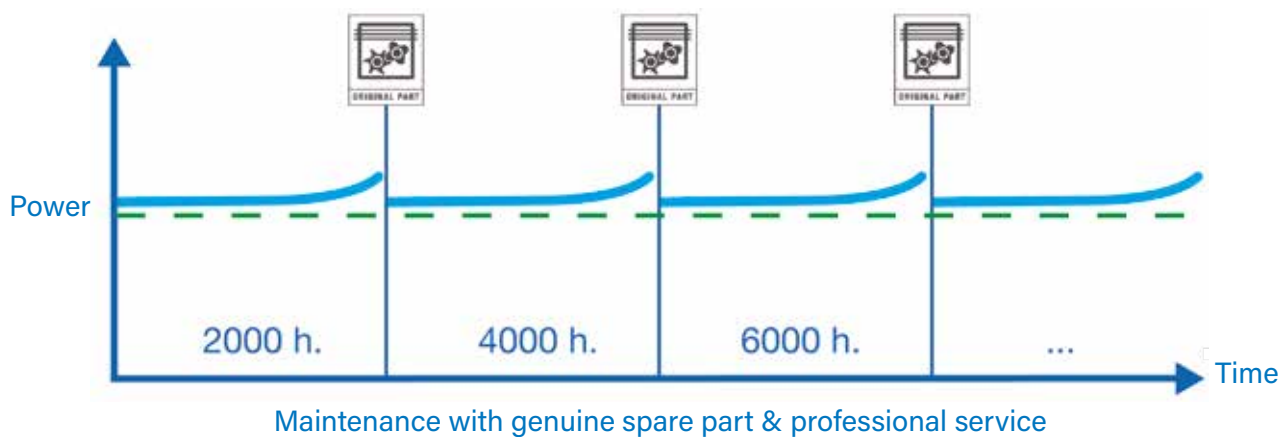
Reduce costs and save energy



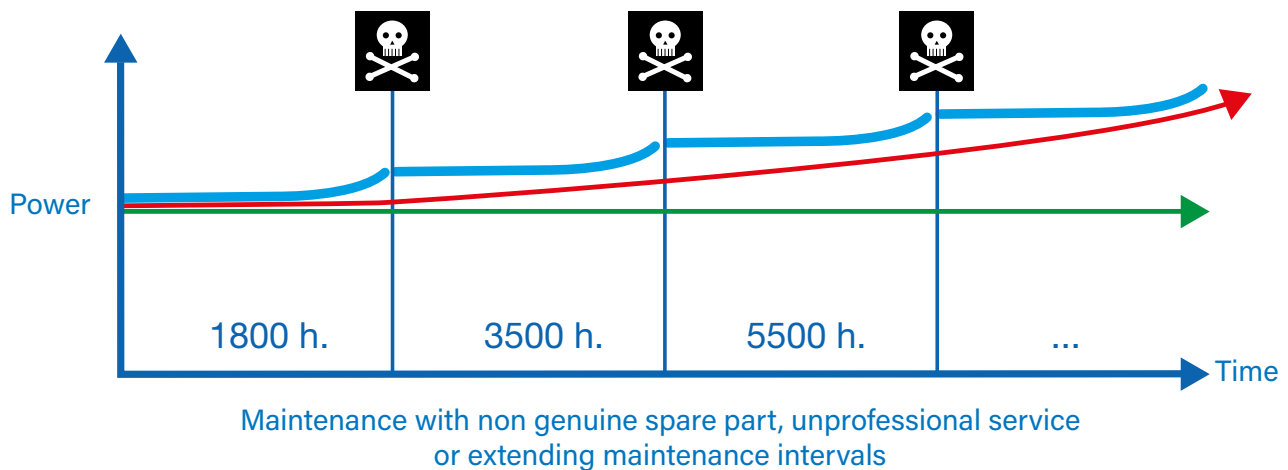
Unprofessional maintenance might lead to supplementary unpredictable high cost due to piston failure, wear, break-down cost, reduced lifetime and even to contamination of the compressed air supply.

Respecting service intervals and using ABAC Original Parts **increase the lifetime** of your compressed air installation and cause a minimal average pressure drop, which leads to **energy savings and cost effectiveness**.

'Original Part' spare part and services



'non-original part' spare parts and services



Get maximum performance and efficiency

A breakdown of your compressor would not only be costly but could also result in business reduction and revenue loss. With ABAC Original Parts, you can **increase the reliability** of your

compressor by **reducing the risk of a breakdown**. **Look for your quality assurance!**

Service and kits

Tailored Lubricants



Benefits:


- Warranty of compressor
- Maximum performance & efficiency
- Tested and approved for all applications & environments
- Extended lifetime of your compressor
- Firm grip on maintenance cost

Altair chemical properties are specifically engineered to maximize the reliability of every single component of your compressor.



Learn more!
See the video


€

Piston compressor oil	Description	Q.ty	Part number	Applications
	Altair Pro	250 ml	1630020702	Light applications (< 500h / year)
		1 L	1630 0207 00	Professional applications Hobbies
		209 L	1630 0207 01	Direct/1stage
	Altair	1 L	6215 7163 00	Environmental industry Prolonged use Industry in general 2stages
	Altair Plus	5 L	6215 7158 00	Totally synthetic, heavy duty applications

The use of low performance lubricants will irreversibly damage your equipment and lead to high maintenance and repair cost.

The use of ABAC engineered lubricants will help you to reduce the risk of:

- Piston failure
- Wear of components, increased friction, cavitations
- Reduced cooling, bearings and components
- Reduced critical clearance
- Corrosion
- Wrong ph damage of parts, seals and internals
- Damage to the paint layer on the internal parts (coolers, pipes ...)
- Low performance, higher energy consumption
- Deposits
- High unpredictable maintenance cost
- Clogging of air filters
- Increased oil consumption



In compressors, oil & air are in close contact. A mist of lubricant is repeatedly exposed to large volumes of hot air, **creating ideal oxidising conditions.**

Oil Oxidation

Causes

- High operating temperature
- High deposit formation
- No additives to disperse or deterge oxidation products and soluble organic acids



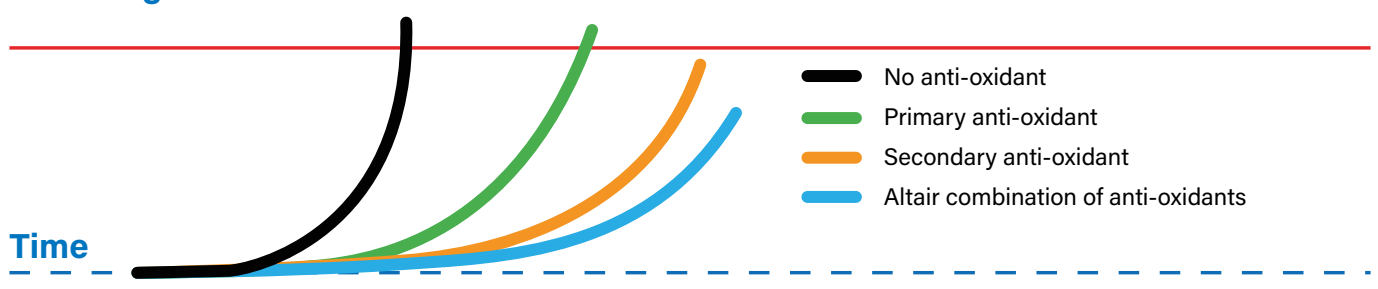
Reduced oil lifetime

Effect (sludge)

- Deposit formation
- Oil thickening
- Lacquering
- Colour changes

Anti-oxidant additives delay the oxidising process, deposit and acid formation, to **extend oil lifetime** and protect equipment during stand-still period.

Oil change is due



Pumps



Oilless direct drive compressor pumps

- Aluminium heads and cylinders with large cooling fins for better cooling.
- Strip stainless steel valves for higher output.
- Forced cooling with air conveying for better heat loss.



COMPY O15



START O15



O20 P

Lubricated direct drive compressor pumps

- Low current absorption.
- Single phase electric motor with overheating thermal protection.
- Robust, light and compact.
- Final 100% testing.



Model	Part number
PUMP O10P	1123010588
PUMP B15/O15	1129704342
PUMP O20P	1123010590
PUMP O15 Compy	4116091304
PUMP O15 Start	4116091305
O20P	4116091165
GR.COMPR.BASE OL231 2 230 2P	4116091001
GR.OM241 HP2 230/50 2P	6218719900
KIT OM231 SIL.230 4P GROUP	4116091034
PUMP B20	1129102625
PUMP L20	1129100245
PUMP L25P	1129102620
PUMP L30P	1129102621
PUMP L20	4116091301
PUMP L20P	4116091302
PUMP L30P	4116091303
GR.FC2 HP2 AL 230/50	6218739800
GR.D3 HP 2 V230/50 2P	4116090242
GR.D260 HP 2 5 V230/50 2P	4116090240
GR.D4 HP 3 V230/50 2P	4116090244
GR.F1/241 HP 2-230/50 2P NT	6218739700
GR.GV 34 4P V230/50 MONO	6218739500



L20



L25



L30P



GV34

Single stage belt driven compressors pumps

- Aluminium heads with large cooling fins for better cooling.
- Larger oil sump for better lubrication.
- Special valve plates with higher load resistance.



B28001



B2800/B2800B



B3800B



A29B BLU



A39B BLU

Two stage belt driven compressors pumps

- Powerful, quiet and safe.
- Suitable for heavy-duty applications.
- Designed for longer life.
- Low energy consumption.
- Two stage pumps with intermediate cooling between compression stages.



€

Model	Part number
PUMP V30	1122020717
PUMP NS12	4116090295
PUMP NS12S	4116090296
PUMP NS19	4116090297
PUMP NS19S	4116090298
PUMP B26	1120000527
PUMP B26B	1120000530
PUMP A29 BLU	4116090307
PUMP A29B BLU	4116090308
PUMP A39 BLU	4116090309
PUMP A39B BLU	4116090310
GR.NS11I/B2800I C/FL.VL.	6218739300
GR.B2800B IBR.C/CL.FL.VL.	4116090250
GR.NS11/B2800 C/FIL.EC.VOL.	6218741800
GR.NS11B/B2800B C/COLL.FIL.VOL	6218739200
GR.NS18/B3800 C/FL.VOL.	4116090004
GR.NS18S/B3800B CL.FL.VL.	6218739400
GR.NS29/B4900 C/RC.FL.VL.	4116090005
GR.NS29S/B4900B CL.FL.VL.	6218739600
GR.B 5900B C/CL.FIL.VOL. (filtro povero)	6218740200
GR.B 5900B C/COLL.SIL.08 (filtro a tazzina)	4116090265
PUMP NS 39	6218739900
GR.B 6000 C/COLL.FIL.VOL. (filtro a fungo)	6218740100
GR.B 7000 C/COLL.FIL.VOL.	6218740000
GR.B6000 C/COL.FIL.SIL.04	6218741500
GR.B7000 C/COL.FIL.SIL.04	6218741600
PUMP NS 59/S-B 7900/S	6218740300
PUMP NS 89/B 8900 S/VOLANO	4116090002


B4900

A49B

B5900B

B6000

B7000

B7900

BV8900

Piston Spare Parts

Performance kits

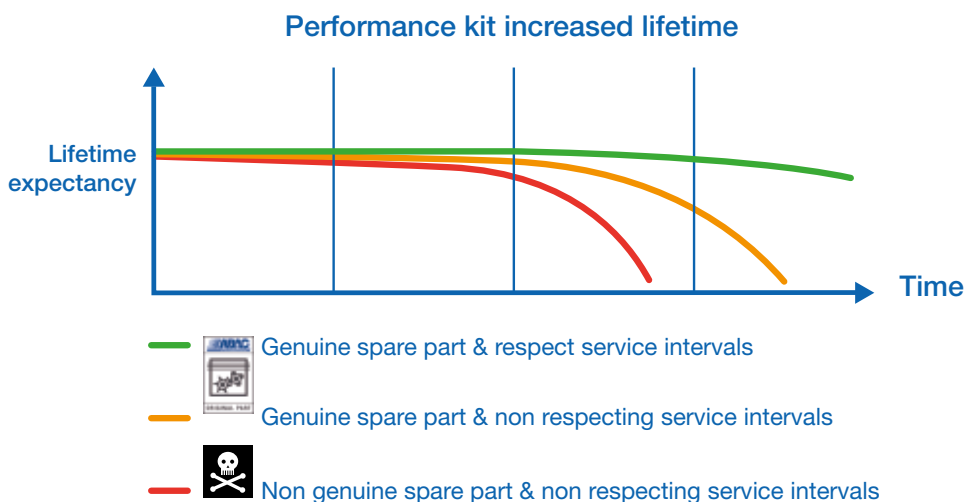
Kit components:

- Head and cylinder plate gaskets.
- Intercooler and aftercooler gaskets.
- Valve plate assembly (or internals).
- Filter element.
- Non-return valve internals.

Benefits:

- One single kit
- Extended lifetime
- Cost effective
- Detailed maintenance instructions
- With and without approved and certified Altair lubricant.
- Easy and cost efficient inventory management





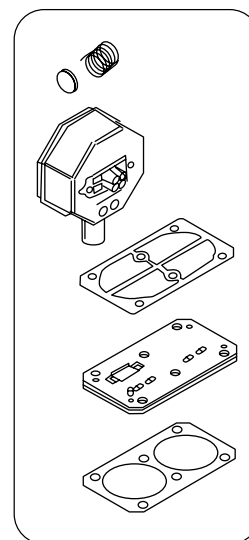
Service Kit

How to identify the type of Performance Kit you need:

- 1) Look at the first 3 characters at the label of your compressor
- 2) Find the appropriate type of the performance kit in the table below

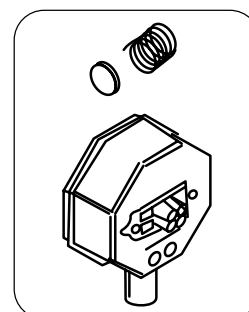


Pump	Description	Part number
Service kit B28/NS11 - B38/NS18	Service kit	8973037620
Service kit A29/NS12 - A39/NS19	Service kit	8973037657
Service kit B3900 & B4000	Service kit	8973037622
Service kit B49	Service kit	8973037624
Service kit A49B	Service kit	8973037939
Service kit B50	Service kit	8973037626
Service kit B59	Service kit	8973037628
Service kit B59 NEW	Service kit	8973037630
Service kit B60	Service kit	8973037632
Service kit B60 NEW	Service kit	8973037634
Service kit B60 SILENT	Service kit	8973037646
Service kit B70	Service kit	8973037636
Service kit B70 SILENT	Service kit	8973037648
Service kit NS39	Service kit	8973037638
Service kit NS59S	Service kit	8973037640
Service kit NS89	Service kit	8973037644

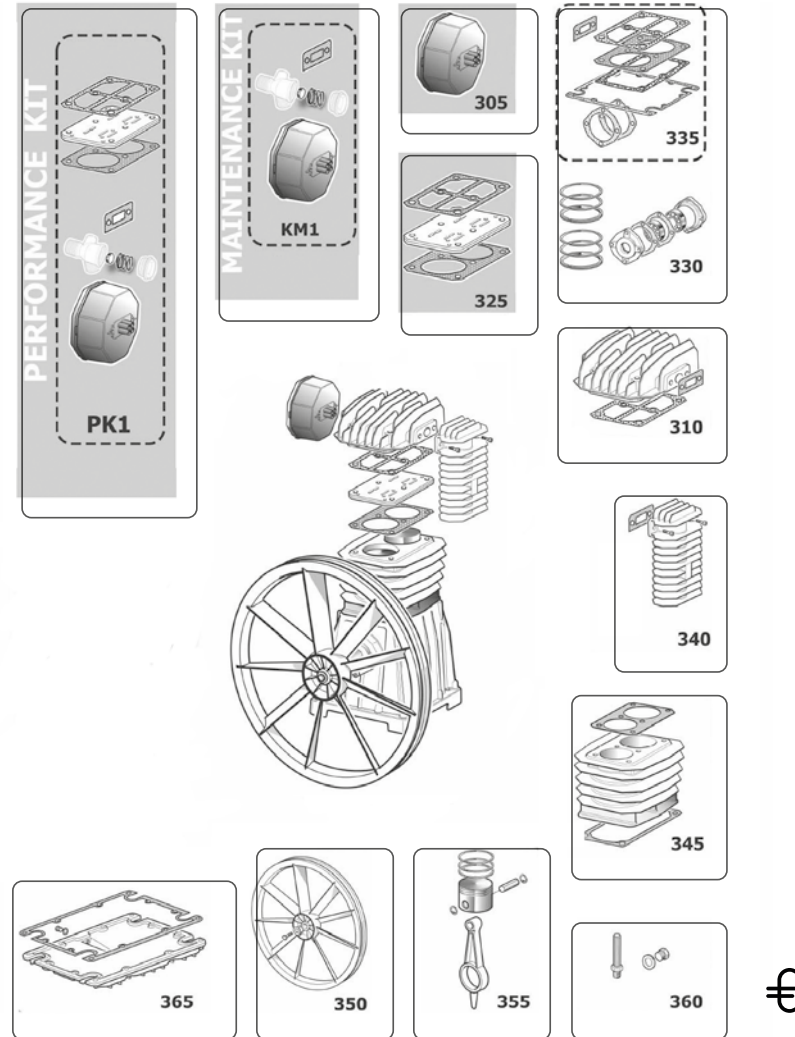


Light Kit

Pump	Description	Part number
Light kit PAT24/38	Light kit	8973037864
Light kit B4900/NS29	Light kit	8973037867
Light kit NS39	Light kit	8973037875
Light kit B5900B	Light kit	8973037869
Light kit B6000	Light kit	8973037871
Light kit B6000 SILENT	Light kit	8973037881
Light kit B7000/B7900	Light kit	8973037873
Light kit B7000 SILENT	Light kit	8973037883
Light kit BV8900/NS89	Light kit	8973037879



A29(B) and A39(B) Pump Exploded View



A2900(B) Spare Part Kits



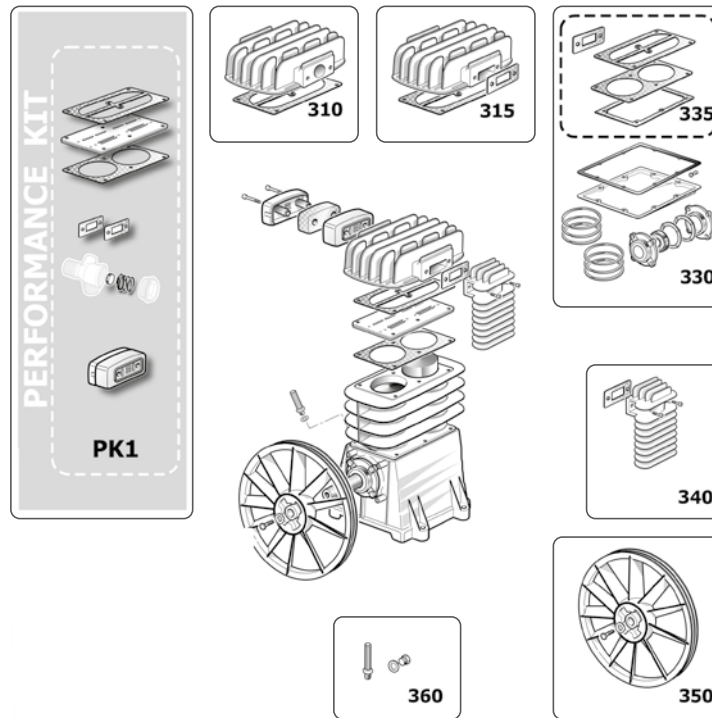
Pump Kit	Description	A29B - 4116090308
305	Air Filter Complete	2236112835
310	Cylinder Head Kit	2901325044
325	Valve Plate Kit	2236112518
330	Upgrade Kit	2901325046
335	Gasket Kit	2901325045
340	Aftercooler Kit	2236112794
345	Cylinder Gasket Screw Kit	2236112434
350	Flywheel Kit	2901325048
355	Piston Conrod Kit single stage	2236111619
360	Oil Level Kit	2901325049
365	Crankcase Kit	2236112437
KM1	Maintenance Kit	8973037864
PK1	Performance Kit	8973037657

A3900(B) Spare Part Kits



Pump Kit	Description	A39B - 4116090310
305	Air Filter Complete	2236112835
310	Cylinder Head Kit	2901325044
325	Valve Plate Kit	2236112518
330	Upgrade Kit	2901325046
335	Gasket Kit	2901325045
340	Aftercooler Kit	2236112794
345	Cylinder Gasket Screw Kit	2236112435
350	Flywheel Kit	2901325050
355	Piston Conrod Kit single stage	2236111620
360	Oil Level Kit	2901325049
365	Crankcase Kit	2236112438
KM1	Maintenance Kit	8973037864
PK1	Performance Kit	8973037657

B2800(B) and B3800(B) Exploded View



B2800(B) Spare Part Kits



Pump Kit	Description	B28 - 6218739200
315	Cylinder Head Kit for Aftercooler	6229024000
330	Upgrade Kit	2901324933
335	Gasket Kit	6229023600
340	Aftercooler Kit	6229020400
350	Flywheel Kit	6229023400
360	Oil Level Kit	6229021000
PK1	Performance Kit	8973037620

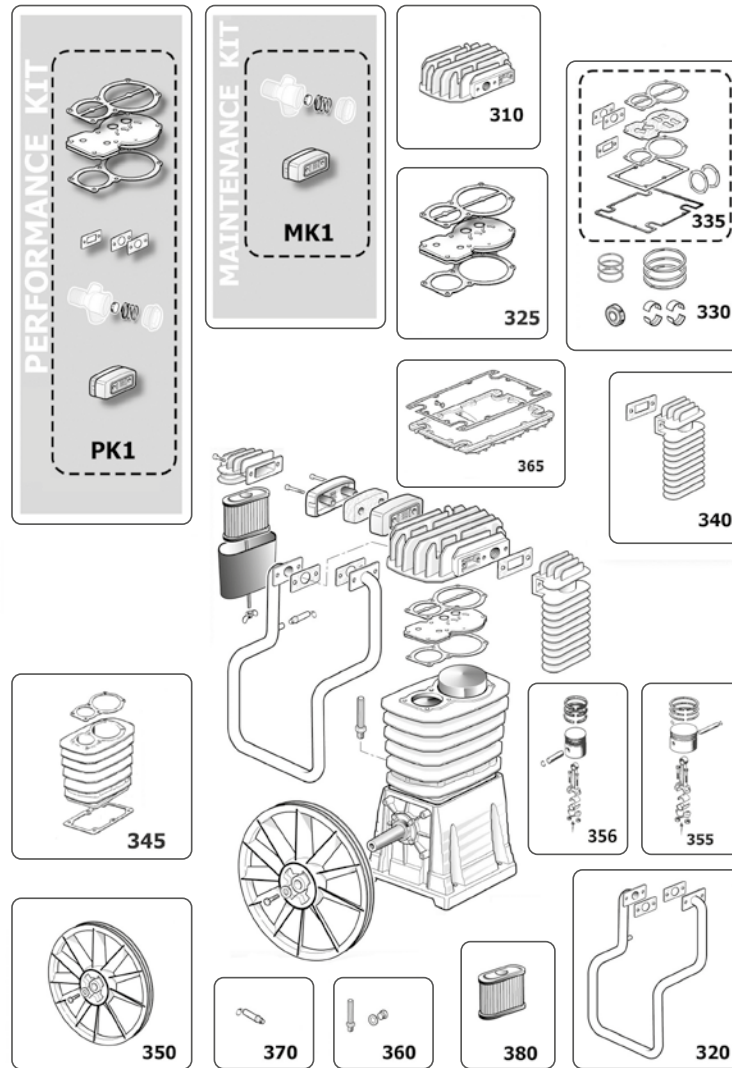
B3800(B) Spare Part Kits



Pump Kit	Description	B38 - 4116090004
310	Cylinder Head Kit	6229023900
315	Cylinder Head Kit for Aftercooler	6229024000
330	Upgrade Kit	2901324900
335	Gasket Kit	6229023600
340	Aftercooler Kit	6229020400
350	Flywheel Kit	6229020900
360	Oil Level Kit	6229021000
PK1	Performance Kit	8973037620

B4900

Exploded View



B4900 Spare Part Kits

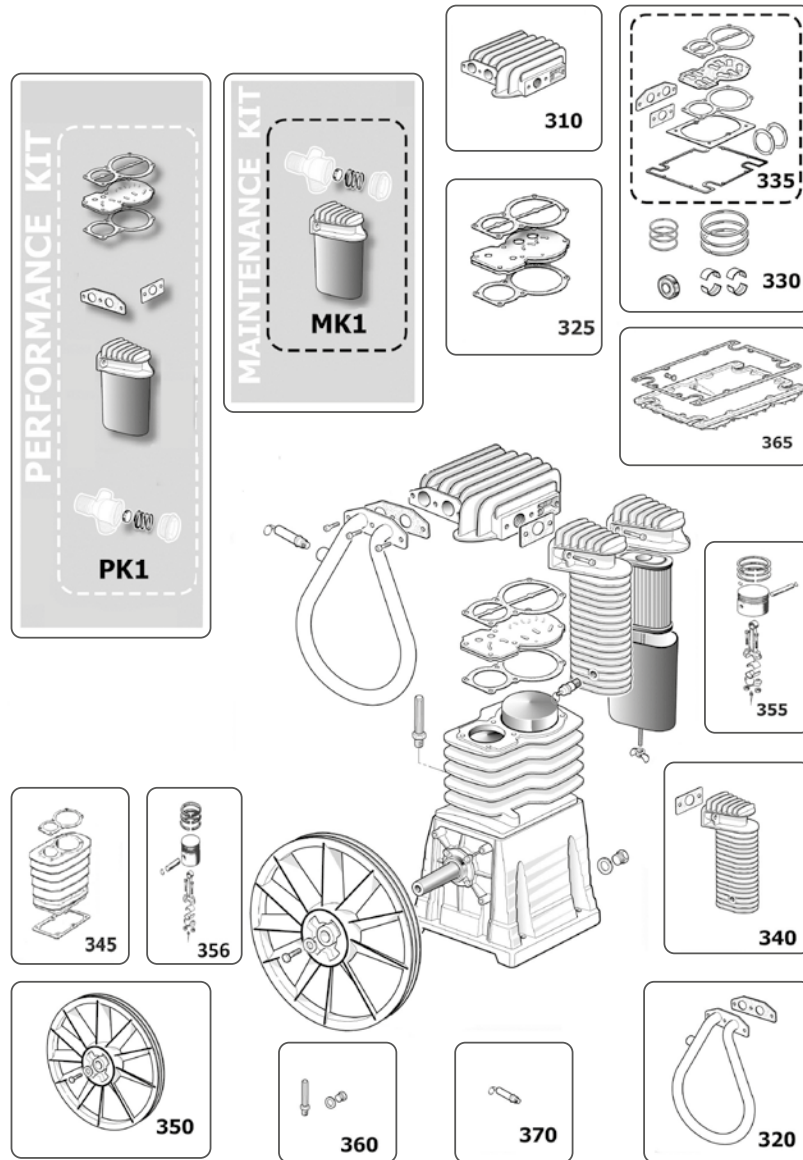

€

Pump Kit	Description	B49 - 6218739600
310	Cylinder Head Kit	2901324960
320	Intercooler Kit	2901324961
325	Valve Plate Kit	2236112796
330	Upgrade Kit	6229017300
335	Gasket Kit	8973035118
340	Aftercooler Kit	2901324962
345	Cylinder Gasket Screw Kit	2236112800
350	Flywheel Kit	6229017600

€

Pump Kit	Description	B49 - 6218739600
355	Piston Conrod Kit LP	2236112798
356	Piston Conrod Kit HP	2236112797
360	Oil Level Kit	2901324950
365	Crankcase Kit	2236112799
370	Valve Kit	6210716600
380	Filter Cartridge	8973035059
MK1	Maintenance Kit	8973037867
PK1	Performance Kit	8973037624

B5900 Pump Exploded View



B5900 Spare Part Kits

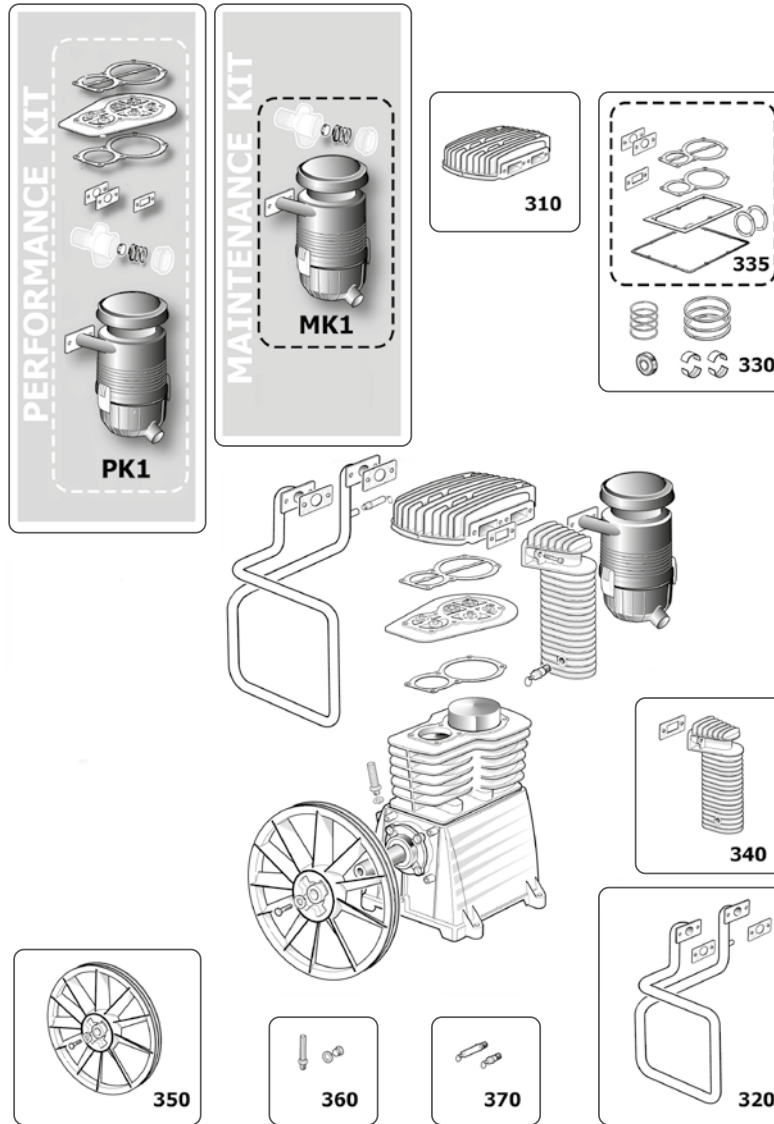
€

Pump Kit	Description	B59 - 6218740200
310	Cylinder Head Kit	2901324964
320	Intercooler Kit	2901324965
325	Valve Plate Kit	2236112801
330	Upgrade Kit	6229026900
335	Gasket Kit	8973037264
340	Aftercooler Kit	2901324966
345	Cylinder Gasket Screw Kit	2236112805
350	Flywheel Kit	6229028500
355	Piston Conrod Kit LP	2236112803

€

Pump Kit	Description	B59 - 6218740200
356	Piston Conrod Kit HP	2236112802
360	Oil Level Kit	2901324952
365	Crankcase Kit	2236112804
370	Valve Kit	6229020200
MK1	Maintenance Kit	8973037869
PK1	Performance Kit	8973037628
345	Cylinder Gasket Screw Kit	2236112800
350	Flywheel Kit	6229017600

B7000 and B6000 Pump Exploded View



B6000 Spare Part Kits




Pump Kit	Description	B60 - 6218740100
310	Cylinder Head Kit	2901324967
320	Intercooler Kit	2901324968
330	Upgrade Kit	6229027600
335	Gasket Kit	8973035123
340	Aftercooler Kit	2901324966
350	Flywheel Kit	6229028500
360	Oil Level Kit	2901324952
370	Valve Kit	6229020200
MK1	Maintenance Kit	8973037871
PK1	Performance Kit	8973037632

B7000 Spare Part Kits



Pump Kit	Description	B70 - 6218740000
310	Cylinder Head Kit	2901324969
320	Intercooler Kit	2901324970
330	Upgrade Kit	6229028200
335	Gasket Kit	8973035130
340	Aftercooler Kit	2901324966
350	Flywheel Kit	6229028500
360	Oil Level Kit	2901324953
370	Valve Kit	6229020200
MK1	Maintenance Kit	8973037873
PK1	Performance Kit	8973037636

Air Intake Filters



Part number	Part number light KIT	Description	Complete filter	Cartridge air filter	€
6211453700	-	Filter RC2 - GV34	-	-	
-	-	Air filter kit O10P / V30	2234900038	-	
-	-	Air filter kit O20P	2234900042	-	
-	-	Air filter kit L25P / L30P	1124080140	-	
-	-	Filter G3 / 8	1129703717	-	
6229020700	-	Air filter kit L20 / FC2	-	-	
-	-	Air filter B26 / B26B / L20	1124080137	-	
8973037821	-	Air filter kit O20P / OM231	-	-	
6229020600	-				
2901323013	-	Filter unit B2 / 3/4900 (cup)	-	8973035059	
2236102105	-	Filter B 2/3/4000	-	-	
6211471600	-	Filter B 5900/6000 (rectangular)	-	8973035122	
-	8973037620	Filter kit B2800 / B3800	6229020500	-	
-	8973037864	Air filter kit PAT24 / 38	2236112835	-	
2236112735	8973037491				
-	8973037867	Filter B 4900 / NS29 (rectangular)	6211471500	8973035119	
-	-	NS39 filter	6211471900	-	
-	8973037875	Oil Bath Filter Unit 6000 / NS39 (cup with filter support)	2901323130	8973035036	
-	-	Filter B 5900 (cup)	6211475800	-	
-	8973037869	Filter unit B5900 (cup with filter support)	2236102168	6211452400	
-	8973037871	Air filter B6000 ASS. 2011	2236110427	-	
-	8973037873	Air filter B7000 / B7900 ASS. 2011	2236110428	8973015500	
-	8973037881	Filter B 6000 SILENT 04	6211475900	8973037390	
-	8973037883	Filter B 7000 SILENT 0	6211475901	8973037390	
-	8973037879	Filter BV8900 / NS89	6211471900	-	

Valve Plates

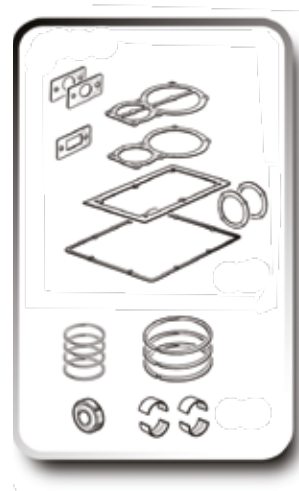

Part number	Part number Performance kit	Description	€
1129700177	-	Valve Plates ki B15/O15	
1120002066	-	Valve Plates ki O10P	
1120002068	-	Valve Plates ki O20P	
1124080116	-	Valve Plates ki B20	
1124080123	-	Valve Plates ki L20/L25P/L30P	
2236108104	-	Valve Plates ki OL 195	-
6229025200	-	Valve Plates ki OL 200	-
2236108137	-	Valve Plates ki D240 - D3	-
2236108136	-	Valve Plates ki D260 - D4	-
2236109961	-	Valve Plates ki F1 310	-
6229025100	-	Valve Plates ki FC2	-
2236112518	-	Valve Plates ki PAT24 - A29 / PAT38 - A39	-
6229024900	-	Valve Plates ki B2800/B3800 - NS11/NS18	-
-	1124080112	Valve Plates ki V30	-
-	1124080150	Valve Plates ki B26/B26B	-
8973037339			
-	8973037624	Valve Plates ki B4900	v. pag 12
-	8973037628	Valve Plates ki B5900B	v. pag 12
-	8973037632	Valve Plates ki B6000	v. pag 12
-	8973037636	Valve Plates ki B7000	v. pag 12
-	8973037638	Valve Plates ki NS39	v. pag 12
-	8973037640	Valve Plates ki B7900 - NS59S	v. pag 12
-	8973037644	Valve Plates ki BV8900 - NS89	v. pag 12



Upgrade Kit

€

Part number	Model
2901324933	Upgrade Kit 2800
2901324900	Upgrade Kit 3800
2901325045	Upgrade Kit A29/NS12 - A39/NS19
2901320420	Upgrade Kit A49B
6229017300	Upgrade Kit B4900/NS29S
6229026900	Upgrade Kit B5900B
6229027600	Upgrade Kit B6000
6229018500	Upgrade Kit NS39
6229028200	Upgrade Kit B7000
6229019800	Upgrade Kit B7900/NS59
2901324956	Upgrade Kit BV8900/NS89



Oil Level Kit

€

Part number	Model
6229021000	Oil Level Kit 2800/3800- NS11/NS18
1127180012	Oil Sight Glass 3/8 - B26/B26B
2901324950	Oil Level Kit B4900/NS29S
2901325049	Oil Level Kit PAT24/PAT38 A39
2901324954	Oil Level Kit NS39
2901324952	Oil Level Kit B6000/B5900B
2901324953	Oil Level Kit KIT 7000
2901324955	Oil Level Kit B7900/NS59
2901324959	Oil Level Kit BV8900/NS89



Gasket Kits

€

Part number	Model
1120001877	Gasket Kits O20P/O10P
1124080122	Gasket Kits B20
1124080138	Gasket Kits L20
1124080147	Gasket Kits V30
1124080208	Gasket Kits B26/B26B
1124080191	Gasket Kits L25P/L30P
2236108150	Gasket Kits paper F1 260 - D4
2236108151	Gasket Kits paper F1 310
2236108152	Gasket Kits paper F1 D3
6229023600	Gasket Kits paper B2800/B2800I/B3800
2901325045	Gasket Kits paper PAT24-A29/PAT38-A39
6229023700	Gasket Kits paper F1/OM 241
6229023800	Gasket Kits paper FC 2
8973035112	Complete gasket set B4000
8973035118	Complete gasket set B4900 / NS29S
8973037937	
8973035123	Gasket Kits B6000
8973035130	Complete gasket set B7000
8973037264	Complete gasket set B5900 / 5900B NEW
8973037265	Complete gasket set NS 59 / S

Belt for piston air compressor



Learn more!
See the video



Pump	Power HP	Flywheel diameter mm	Diameter pulley mm	RPM	Belt	Part number	Q.ty	€
B 2800	2	280	90	938	Belt A50	6214629600	1	
B 2800	2	280	110	1147	Belt A51	6214629700	1	
B26	2	300	140	1400	Belt A46	1127370006	1	
B 2800B	2	280	90	938	Belt A50	6214629600	1	
B 2800B	3	280	120	1251	Belt A52	6214630100	1	
B 2800B	3	280	160	1668	Belt A53	0367102100	1	
B 2800B	3	280	160	1668	Belt A53	0367102100	1	
B26B	3	300	160	1600	BELT A47	1127370105	1	
B 2800I	2	280	140	1459	Belt A52	6214630100	1	
B 2800I	2	280	150	1564	Belt A53	0367102100	1	
B 3800	3	350	130	1084	Belt A56	6214631600	1	
B 3800	4	350	160	1334	Belt A58	0367108100	1	
A29	2	323	90	1075	Belt A53	0367102100		
A29B	2	323	90	1075	Belt A53	0367102100		
A29B	2	323	110	1075	Belt A55	6214631100		
A29B	3	323	130	1300	Belt A59	6214632100		
A29B	3	323	160	1300	Belt A57	2236100519		
A39/A39B	3	383	130	1050	Belt A59	6214632100		
A39B	3	383	130	1050	Belt A59	6214632100		
A39B	4	383	150	1300	Belt A59	6214632100		
A49B								
A49B								
A49B								
A49B								
B 4900	4	350	160	1303	Belt A59	6214632100		
B 5900	5,5	430	180	1193	Belt A72	0367103000	2	
B 6000	5,5	430	140	928	Belt A70	6214634300	2	
B 6000	7,5	430	200	1326	Belt A72	0367103000	2	
B 7000	7,5	430	140	928	Belt A70	6214634300	2	
B 7000	10	430	200	1326	Belt A72	0367103000	2	
B 8900	20	630	200	905	Belt SPA	2236100525	2	

TO CHECK
BASED ON
MACHINE

Pressure Switches



Pressure Switches



Type	Part number	Description	Compressor
Direct Driven	8973036418	Kit Strumenti 24-50L RC	Pole Position e Montecarlo RC
	1129701904	Pressure Switches 8 BAR	B15/B20
	1129702262	Pressure Switches 6-8 BAR MINI	O15
	8973037679	Pressure Switches	Start, Pole Position e Montecarlo O15
	1127250074	Pressure Switches 8 BAR	O20P, O10P, L30PO20P, O10P, L30P
	8973035964	Pressure Switches 4V 1/4 C/VALV SC.	Start O20P/L20
	1129700388	Pressure Switches 10 BAR	L20/L25PL30P
	8973037572	Pressure Switches 4V 3/8 C/VALV.TIPO 2	Pole Position e Montecarlo L20
	8973037699	Pressure Switches	Pole position, Montecarlo O20P-L20P-L30P e ESTORIL L30P
Belt 1 Stage	6256396900	Pressure Switches 3/8	2 hp (also silenced versions)
	2236106647	Pressure Switches 3/8+ MDR1	3 hp single phase (also GV34 and silenced versions)
	1127250036	PR.CONDOR MDR2/11	3 hp single phase
	1127250024	Pressure Switches NEMA 4 WAY	3 hp single phase
	1127250074	Pressure Switches 8BAR	3 hp single phase
Belt 2 stage	2236112288	Pressure Switches 4V 3/8+MDR3/11-R3/6 3 10B	3 hp three-phase (also silent versions 2 - 3 hp)
	2236112290	Pressure Switches 4V 3/8+MDR3/11-R3/10 10B	4/5.5 hp (also silenced versions)
	2236112292	Pressure Switches 4V 3/8+MDR3/11-R3/16 10B	7,5 hp
	2236100438	Pressure Switches 1/4 MDR3/11-R3/20	10 hp
	1089038953	MDR4S/11 G 1/2	15/20 hp and Tandem
	2236100425	Pressure Switches 4VIE 3/8MDR2/11 INT.8B	5,5/7,5/10 hp with star-delta start
	2236100427	Pressure Switches 1/4+ MDR4S/11	7,5/10 hp silenced (also versions with star-delta starting)
	2236100426	Pressure Switches 1/4+ MDR4S/16	7,5/10 hp 15 bar
	2236111839	Kit Control BOX-PAN.SIL.R3/10	Silenced products before 2011 with pressure switch code 6256397400
	2236111841	Kit Control BOX-PAN.SIL.R3/16	Silenced products before 2011 with pressure switch code 2236100457
2236111843	Kit Control BOX-PAN.SIL.R3/20	Silenced products before 2011 with pressure switch code 6256396300	



Spare parts for air screw compressors



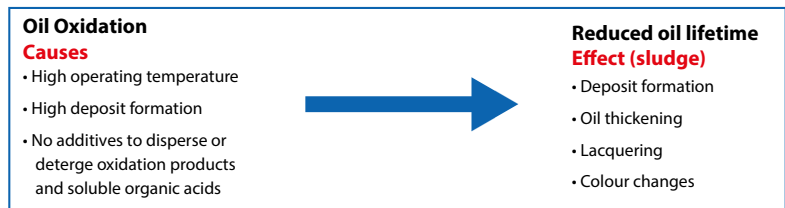
The use of low performance lubricants will irreversibly damage your equipment and lead to high maintenance and repair cost.



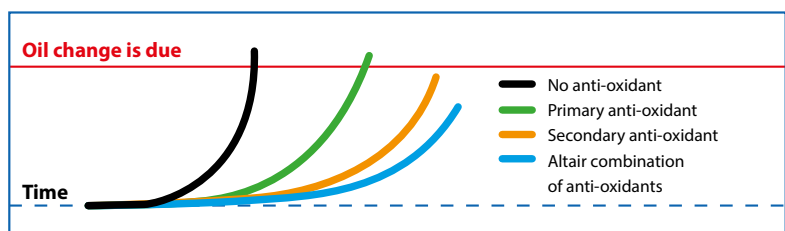
The use of ABAC engineered lubricants will help you to reduce the risk of:


- Compression element failure
- Wear of components, increased friction, cavitations
- Reduced cooling, overheating bearings, compression elements, components
- Reduced critical clearance
- Corrosion
- Wrong ph damage of parts, seals and internals
- Varnish layer on internal parts (coolers, piping,...)
- Low performance, higher energy consumption
- Deposits
- High unpredictable maintenance cost
- Clogging of oil filter, separator and down stream air filters
- Limited operation range.

In compressors, oil & air are in close contact. A mist of lubricant is repeatedly exposed to large volumes of hot air, **ideal oxidising conditions**.



Anti-oxidant additives delay the oxidising process, deposit and acid formation to **extend oil lifetime** and protect equipment during stand-still period.

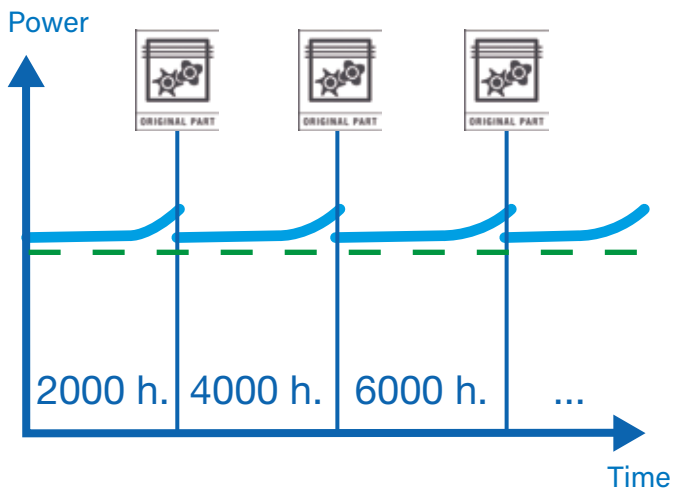




€

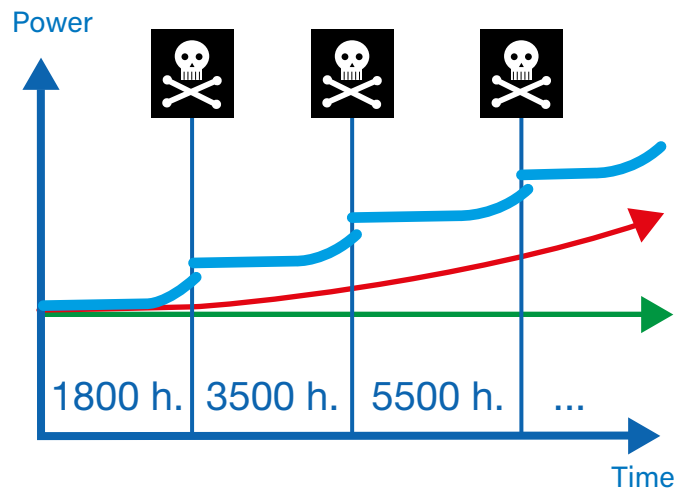
Screw Compressor Oil	Description	Q.ty	Part number	Hours
	FluidTech	5 L	6215 7159 00	2000h
		20 L	6215 7160 00	
		209 L	6215 7161 00	
	FluidTech Advanced	5 L	1630 0210 82	2000h
		20 L	1630 0210 85	
		209 L	16300 210 88	
	Rotair Plus	5 L	1630 1444 05	4000h
		20 L	1630 1444 02	
		209 L	1630 1444 29	
Rotair Food Grade	5 L	1630 0821 00	4000h	
	20 L	1630 0605 00		
	209 L	1630 0082 01		
Rotair Extra	5 L	6215 7148 00	8000h	
	20 L	6215 7149 00		
	209 L	6215 7150 00		

'Original Part' spare part and services




Maintenance with genuine spare part & professional service

"non-original part" spare part and services



Maintenance with non genuine spare part, unprofessional service or extending maintenance intervals



SPINN 2.2 - 5.5 (C40) Since November 2009

€

Model	Serial number	Description	Part number	Various
Spinn 2.2 - 5.5	From > CAI377158	Service kit A/F - O/F	2200902300	-
		Service kit A	2200902301	Af-of-Sep.
	From > ITJ011xxx	Service kit B	2200902394	MPV+ASP.+THERM
Lubricated	FluidTech			2.5 litres

SPINN 5.5 - 11 (C55) Since May 2010

€

Model	Serial number	Description	Part number	Various
Spinn 5.5-7.5-11 C55	From > CAI430575 From > ITJ011XXX	Air Filter	6211473950	-
		Oil Filter	6211472550	-
		Separator	6221372850	-
		Pre-filter *	2202715000	-
		Intake Valve Kit	2200900961	-
		MPV + Thermo Kit	2901109500	-
Lubricated	FluidTech			3 litres

Contenuto Kit

Spinn 5.5-7.5-11	-	Service Kit A/F - O/F	2200902356	A/F - O/F
	-	Service Kit "A"	2200902354	A/F - O/F - SEP
	-	Service Kit "B"	2200902395	MPV+ASP.+THERM
	-	Service Kit "C"	2200902355	KIT A+B

FORMULA - GENESIS 5.5 - 15 (C55DD - C67) Since March 2010

€

Model	Serial number	Description	Part number	Various
Formula E - Genesis 5.5-7.5-11kW C55DD	From > ITJ131XXX	Service Kit "A"	2200903266	A/F-O/F + Filter dryer
			2200903283	A/F-O/F - Without dryer
		Service Kit "B"	2200903267	A/F-O/F + SEP. + Filter dryer
			2200902593	A/F-O/F - SEP. Without dryer
		Service Kit "C" Kit "B" + Kit Asp. + MPV Therm + Check Valve	2200903281	With dryer
			2200903270	Without dryer
Formula E 15 kW Genesis 15* C67	From > ITJ131XXX	Service Kit "A"	2200903268	A/F-O/F + Filter dryer
			2200903284	A/F-O/F + Without dryer
		Service Kit "B"	2200903269	A/F-O/F-SEP.+ Filter dryer
			2200902595	A/F-O/F-SEP.+ Without dryer
		Service Kit "C" Kit "B" + Kit Asp. + MPV Therm + Check Valve	2200903282	With dryer
			2200903271	Without dryer
Lubricated	-	FluidTech		5 litres



FORMULA - GENESIS 18,5 - 22KW (C67) Since March 2018

From serial numbers ITJ131XXX

€

Model	Description	Part number	Various
FORMULA 18,5kW C/DRYER From serial number ITJ131XXX	Service Kit "A"	2200903272	Air filters / oil filters/ dryer filters
	Service Kit "B"	2200903273	KIT "A" + SEP. + Air Prefilters and Inverter panel
	Service Kit "C"	2200903277	KIT "B" + KIT VALVE ASP. + CHECK VALVE + KIT MPV / THERM. + WEAR DRAIN
FORMULA 18,5kW S/DRYER From serial number ITJ131XXX	Service Kit "A"	6229030400	Air / Oil Filters
	Service Kit "B"	2200903275	KIT "A" + SEP. + Air Prefilters and Inverter Panel
	Service Kit "C"	2200903279	KIT "B" + KIT VALVE ASP. + CHECK VALVE + KIT MPV / THERM. + WEAR DRAIN FORMULA 22 kW C / DRYER
FORMULA 22 kW C/DRYER From serial number ITJ131XXX	Service Kit "A"	2200903272	Air / Oil Filters
	Service Kit "B"	2200903274	KIT "A" + SEP. + Air prefilters and Inverter panel
	Service Kit "C"	2200903278	KIT "B" + KIT VALVE ASP. + CHECK VALVE + KIT MPV / THERM. + WEAR DRAIN
FORMULA 22 kW S/DRYER From serial number ITJ131XXX	Service Kit "A"	6229030400	Air / Oil Filters
	Service Kit "B"	2200903276	KIT "A" + SEP. + Air prefilters and Inverter panel
	Service Kit "C"	2200903280	KIT "B" + KIT VALVE ASP. + CHECK VALVE + KIT MPV / THERM. + WEAR DRAIN

FORMULA - GENESIS 18,5 - 22KW (C67) Since March 2018

From serial numbers ITJ131XXX

BELTS MACHINES FIXED SPEED

HP / kW	Bar/psi	50 Hz		€
		Part number	Q.ty	
25 / 18,5	8	6214622300	3	
	10	2200660517	3	
	13	2200660517	3	
30 / 22	8	2200660517	3	
	10	6214626500	3	
	13	2200660527	3	


BELTS MACHINES VARIABLE SPEED

HP / kW	Bar/psi	50 Hz VSD		€
		Part number	Q.ty	
25 / 18,5	8	-	3	
	10	2200660523	3	
	13	2200660527	3	
30 / 22	8	-	3	
	10	6214616400	3	
	13	6214616400	3	

FORMULA 30KW (C80)

€

Model	Serial number	Description	Part number	Various
FORMULA 30kW	From CAI426098 to CAI999999 From ITJ000000 to ITJ076933	Service Kit "A"	6229030400	Air / Oil Filters
		Service Kit "B"	2200902714	KIT "A" + SEP. + Air prefilters
FORMULA 30kW	From ITJ076934	Service Kit "A"	6229030400	Air / Oil Filters
		Service Kit "B"	2200902714	KIT "A" + SEP. + Air prefilters



FORMULA 30 - 75 Fixed speed

Since 2017

€

Model	Serial number	Description	Part number	Note
FORMULA 30	TRD	Service Kit A 2000h	2205722766	Air and oil filters
		Service Kit B 4000h	2205722767	Air / oil / oil separator filters
		Fluidtech conf. 20 Lt.	6215716000	Content 10Lt
FORMULA 37	TRD	Service Kit A 2000h	2205722766	Air and oil filters
		Service Kit B 4000h	2205722767	Air / oil / oil separator filters
		Fluidtech conf. 20 Lt.	6215716000	Content 10Lt
FORMULA 38	TRD	Service Kit A 2000h	2205722766	Air and oil filters
		Service Kit B 4000h	2205722882	Air / oil / oil separator filters
		Fluidtech conf. 20 Lt.	6215716000	Content 10Lt
FORMULA 45	TRD	Service Kit A 2000h	2205722772	Air and oil filters
		Service Kit B 4000h	2205722773	Air / oil / oil separator filters
		Fluidtech conf. 20 Lt.	6215716000	Content 20Lt
FORMULA 55	TRD	Service Kit A 2000h 55kW	2205722885	Air and oil filters
		Service Kit B 4000h 55kW	2205722586	Air / oil / oil separator filters
		Fluidtech conf. 20 Lt.	6215716000	Content 20Lt
FORMULA 75	TRD	Service Kit A 2000h	2205722889	Air and oil filters
		Service Kit B 4000h	2903752501	Air / oil / oil separator filters
		Fluidtech conf. 20 Lt.	6215716000	Content 36Lt

FORMULA 30 - 75 Variable speed

Since 2017

€

Model	Serial number	Description	Part number	Note
FORMULA 37 IVR	TRD	Service Kit A 2000h	2205722766	Air and oil filters
		Service Kit B 4000h	2205722767	Air / oil / oil separator filters
		Fluidtech conf. 20 Lt.	6215716000	Content 10Lt
FORMULA 45 IVR	TRD	Service Kit A 2000h	2205722772	Air and oil filters
		Service Kit B 4000h	2205722773	Air / oil / oil separator filters
		Fluidtech conf. 20 Lt.	6215716000	Content 10Lt
FORMULA 55 IVR	TRD	Service Kit A 2000h 55kW IVR	2205722885	Air and oil filters
		Service Kit B 4000h 55kW IVR	2205722886	Air / oil / oil separator filters
		Fluidtech conf. 20 Lt.	6215716000	Content 10Lt
FORMULA 75 IVR	TRD	Service Kit A 2000h IVR	2205722889	Air and oil filters
		Service Kit B 4000h IVR	2205722890	Air / oil / oil separator filters
		Fluidtech conf. 20 Lt.	6215716000	Content 20Lt



FILTER ELEMENTS



€

€

Part number	Line Filter Elements
2258293501	Filter Element for FP - 1
2258293502	Filter Element for FP - 2
2258293503	Filter Element for FP - 3
2258293504	Filter Element for FP - 4
2258293505	Filter Element for FP - 5
2258293506	Filter Element for FP - 6
2258293507	Filter Element for FP - 7
2258293508	Filter Element for FP - 8
2258293509	Filter Element for FP - 9
2258293510	Filter Element for FP - 10
2258293511	Filter Element for FP - 11
2258293512	Filter Element for FP - 12
2258293513	Filter Element for FP - 13
2258293514	Filter Element for FP - 14
2258293515	Filter Element for FP - 15
2258293516	Filter Element for FP - 16
2258293517	Filter Element for FP - 17
2258293518	Filter Element for FP - 18
2258293601	Filter Element for FG / FS - 1
2258293602	Filter Element for FG / FS - 2
2258293603	Filter Element for FG / FS - 3
2258293604	Filter Element for FG / FS - 4
2258293605	Filter Element for FG / FS - 5
2258293606	Filter Element for FG / FS - 6
2258293607	Filter Element for FG / FS - 7
2258293608	Filter Element for FG / FS - 8
2258293609	Filter Element for FG / FS - 9
2258293610	Filter Element for FG / FS - 10
2258293611	Filter Element for FG / FS - 11
2258293612	Filter Element for FG / FS - 12
2258293613	Filter Element for FG / FS - 13
2258293614	Filter Element for FG / FS - 14
2258293615	Filter Element for FG / FS - 15
2258293616	Filter Element for FG / FS - 16
2258293617	Filter Element for FG / FS - 17
2258293618	Filter Element for FG / FS - 18

Part number	Line Filter Elements
2258293701	Filter Element for FC / FD - 1
2258293702	Filter Element for FC / FD - 2
2258293703	Filter Element for FC / FD - 3
2258293704	Filter Element for FC / FD - 4
2258293705	Filter Element for FC / FD - 5
2258293706	Filter Element for FC / FD - 6
2258293707	Filter Element for FC / FD - 7
2258293708	Filter Element for FC / FD - 8
2258293709	Filter Element for FC / FD - 9
2258293710	Filter Element for FC / FD - 10
2258293711	Filter Element for FC / FD - 11
2258293712	Filter Element for FC / FD - 12
2258293713	Filter Element for FC / FD - 13
2258293714	Filter Element for FC / FD - 14
2258293715	Filter Element for FC / FD - 15
2258293716	Filter Element for FC / FD - 16
2258293717	Filter Element for FC / FD - 17
2258293718	Filter Element for FC / FD - 18
2258293801	Filter Element for FV - 1
2258293802	Filter Element for FV - 2
2258293803	Filter Element for FV - 3
2258293804	Filter Element for FV - 4
2258293805	Filter Element for FV - 5
2258293806	Filter Element for FV - 6
2258293807	Filter Element for FV - 7
2258293808	Filter Element for FV - 8
2258293809	Filter Element for FV - 9
2258293810	Filter Element for FV - 10
2258293811	Filter Element for FV - 11
2258293812	Filter Element for FV - 12
2258293813	Filter Element for FV - 13
2258293814	Filter Element for FV - 14
2258293815	Filter Element for FV - 15
2258293816	Filter Element for FV - 16
2258293817	Filter Element for FV - 17
2258293818	Filter Element for FV - 18


Point-of-sales


The medium is the message!

ABAC assists you in the purchasing journey through our marketing support.

Let's do it together!

- Rack pneumatic tools
- Demo and display products
- Poster and technical documentation






Connectivity and digital business

Making your life easier



AIR TUBE

AirTube is designed to be your 'mobile compressor assistant'. The app will assist you both in air compressor maintenance operations and to deliver common air compression tasks.



Download the application



E-CONNECT

E-Connect allows you to purchase air compressors and spare parts online. Easily tracking your orders and shipping. Order your products online, now!

url: <https://www.compressedairbusiness.com>



BUSINESS PORTAL B2B

Business Portal is a fundamental tool, helping users in learning and sharing information about ABAC products: catalogues, data-sheets and other technical documents for our products.

url: <http://bit.ly/abac-business-portal>



Go to the Business Portal



E-SERVICE

Maintenance procedures and operations have never been so easy, thanks to our online compressor video tutorials, tips, PDF manuals and service check-lists.

url: <http://bit.ly/abac-eservice>



Go to the E-service web pages



DIRECT DRIVEN



Model	Part number	L	config.	l/min	Oil	Pump	HP	kW	rpm	Volts	Bar	dB(A)	LxWxH (mm)	kg	Page
JUNIOR 30	8973005554	6	F	30	Lubricated	30	1	0.75	NA	230/1/50	8	40	340x340x500	18,8	49
PRO 50	8973005552	9	F	50	Lubricated	50	-		NA	230/1/50	8	43	350x350x500	24,4	50
START SILENT O10P	1121020389	6	F	130	Oil-free	O10P	1	0,75	1450	230/50/1	8	66	420x330x430	15	49
START SILENT OS7P	1129740290	6	F	140	Oil-free	OS7P	0,75	0,56	1420	230/50/1	8	63	363x279x521	17	49
SILVERSTONE OS7P	1129740293	10	C	140	Oil-free	OS7P	0,75	0,56	1420	230/50/1	9	63	398x332x627	22	51
XPN O15 ABAC	1129740357	/	Wall mounted	160	Oil-free	O15	1,5	1,1	2450	230/1/50Hz-60Hz	8	68	278x378x442	8,5	28
SUITCASE 0	2236115858	/	F	160	Oil-free	O15	1,5	1,1	2450	230/50/1	8	68	314x200x347	5	35
MULTIBOX COMPRESSOR	1121010040	6	F	160	Oil-free	O15	1,5	1,1	2450	230/50/1	8	68	396x296x322	12,7	30
MULTIBOX COMBY	1121010041	6	F	160	Oil-free	O15	1,5	1,1	2450	230/50/1	8	68	520x360x618	16,8	30
SUITCASE 6	2236115861	6	F	160	Oil-free	O15	1,5	1,1	2450	230/1/50	8	68	325x233x536	10	36
VENTO B15	1129100008	6	F	160	Oil-free	B15	1,5	1,1	2450	230/1/50	8	NA	360x300x480	11	16
POLE POSITION B15	1129100009	24	C	160	Oil-free	B15	1,5	1,1	2450	230/1/50	8	NA	610x320x590	18	17
START SILENT OS10P	1129740325	6	F	165	Oil-free	OS10P	1	0,75	1420	230/50/1	8	63	363x279x521	17	49
POLE POSITION B20	1129981008	24	C	190	Lubricated	B20	2	1,5	2850	230/1/50	8	NA	610x310x580	24	17
POLE POSITION B20	1129102779	24	C	190	Lubricated	B20	2	1,5	2850	230/1/50	8	NA	610x310x580	24	23
POLE POSITION B20	1129102737	24	C	190	Lubricated	B20	2	1,5	2850	230/1/50	8	NA	610x310x580	24	22
MONTECARLO B20	1129100581	50	C	190	Lubricated	B20	2	1,5	2850	230/1/50	8	NA	770x430x660	32	22
MONTECARLO B20	1129981009	50	C	190	Lubricated	B20	2	1,5	2850	230/1/50	8	NA	770x430x660	32	18
MONTECARLO B20	1129102780	50	C	190	Lubricated	B20	2	1,5	2850	230/1/50	8	NA	770x430x660	32	23
START SILENT OS15P	1129740291	6	F	195	Oil-free	OS15P	1,5	1,1	1420	230/50/1	8	65	363x279x521	19	49
START ROLL CAGE OS15P	1129740615	6	C	195	Oil-free	OS15P	1,5	1,1	1420	230/50/1	8	65	335x415x352	24	49
PORTABLE ROLL CAGE OS15P	1129740344	9	C	195	Oil-free	OS15P	1,5	1,1	1420	230/50/1	9	65	497x480x477	34	50
SILVERSTONE OS15P	1129740330	10	C	195	Oil-free	OS15P	1,5	1,1	1420	230/50/1	9	65	398x332x627	24	51
GO CART OS15P	1129740613	15	C	195	Oil-free	OS7P	1,5	1,1	1420	230/50/1	9	65	573x620x873	41	52
TROLLEY OS15P	1129740617	15	F	195	Oil-free	OS7P	1,5	1,1	1420	230/50/1	9	65	828x499x415	40	52
HOCKENHEIM OS15P	1129740335	20	C	195	Oil-free	OS15P	1,5	1,1	1420	230/50/1	9	65	479x385x793	33	53
POLE POSITION OS15P	1129740296	24	C	195	Oil-free	OS15P	1,5	1,1	1420	230/50/1	9	65	616x300x574	24	54
MONTECARLO OS15P	1129740298	50	C	195	Oil-free	OS15P	1,5	1,1	1420	230/50/1	9	65	806x385x609	32	55
O20P/50 VERTICAL	1121360801	50	C	205	Oil Less	O20P	2	1,5	2850	230/1/50	8	75	800x380x680	60	39
B26/50 CM2 V230	1121450003	50	C	210	Lubricated	B26	2	1,5	1400	230/1/50	10	NA	1010x360x730	50	18
B26/90 CM2 V230	1121450004	90	C	210	Lubricated	B26	2	1,5	1400	240/1/50	10	NA	1100x400x830	62	19
START L20	1129100034	6	F	220	Lubricated	L20	2	1,5	2850	230/1/50	10	70	400x280x480	14	69
START L20 60HZ	1129102617	6	F	220	Lubricated	L20	2	1,5	2850	230/1/60	10	70	400x280x480	14	69
POLE POSITION L20 60HZ	1129102618	24		220	Lubricated	L20	2	1,5	2850	230/1/60	10	70	610x310x580	25	74
POLE POSITION L20	1129100021	24	C	220	Lubricated	L20	2	1,5	2850	230/1/50	10	70	610x310x580	25	74
MONTECARLO L20	1129100023	50	C	220	Lubricated	L20	2	1,5	2850	230/1/50	10	70	770x430x660	33	77
MONTECARLO L20 60HZ	1129102619	50	C	220	Lubricated	L20	2	1,5	2850	230/1/60	10	70	770x430x660	33	77
START SILENT OS20P	1129740292	6	F	230	Oil-free	OS20P	2	1,5	1420	230/50/1	8	65	363x279x521	19	49
START ROLL CAGE OS20P	1129740616	6	C	230	Oil-free	OS20P	2	1,5	1420	230/50/1	8	65	335x415x352	24	49
START O20P	1121020388	6	F	230	Oil-free	O20P	2	1,5	2850	230/1/50	8	75	420x330x430	14	36
START ROLL CAGE O20P	1121020309	9	C	230	Oil-free	O20P	2	1,5	2850	230/1/50	8	75	455x475x500	19	37
PORTABLE ROLL CAGE OS20P	1129740300	9	C	230	Oil-free	OS20P	2	1,5	1420	230/50/1	9	65	497x480x477	34	50
SILVERSTONE O20P	1121090033	10	C	230	Oil-free	O20P	2	1,5	2850	230/1/50	8	75	420x330x635	20	37
SILVERSTONE OS20P	1129740295	10	C	230	Oil-free	OS20P	2	1,5	1420	230/50/1	9	65	398x332x627	24	51
GO CART OS20P	1129740614	15	C	230	Oil-free	OS20P	2	1,5	1420	230/50/1	9	65	573x620x873	41	51
TROLLEY OS20P	1129740618	15	F	230	Oil-free	OS20P	2	1,5	1420	230/50/1	9	65	828x499x415	40	52
HOCKENHEIM OS20P	1129740336	20	C	230	Oil-free	OS20P	2	1,5	1420	230/50/1	9	65	479x385x793	33	53
POLE POSITION O20P	1121210969	24	C	230	Oil-free	O20P	2	1,5	2850	230/1/50	8	75	610x310x625	22	38
POLE POSITION OS20P	1129740297	24	C	230	Oil-free	OS20P	2	1,5	1420	230/50/1	9	65	616x300x574	24	54
MONTECARLO O20P	1121360898	50	C	230	Oil Less	O20P	2	1,5	2850	230/1/50	8	75	770x430x705	30	39
MONTECARLO OS20P	1129740299	50	C	230	Oil-free	OS20P	2	1,5	1420	230/50/1	9	65	806x385x609	32	55
B26/90 CM2 CE	1121450023	90	C	240	Lubricated	B26B	2	1,5	1600	230/1/50	10	NA	1100x400x830	64	22
B26B/90 CM3 V230	1121450005	90	C	240	Lubricated	B26B	3	2,2	1600	230/1/50	10	NA	1100x400x830	64	19
B26B/150 CM3 V230	1121450006	150	C	240	Lubricated	B26B	3	2,2	1600	230/1/50	10	NA	1360x540x1060	90	20
B26B/200 CM3 V230	1121450007	200	C	240	Lubricated	B26B	3	2,2	1600	230/1/50	10	NA	1460x640x1140	102	21
START ROLL CAGE L25P	1129100051	9	C	270	Lubricated	L25P	2,5	1,8	2850	230/1/50	10	70	455x475x500	24	70
SILVERSTONE L25P	1129100062	10	C	270	Lubricated	L25P	2,5	1,8	2850	230/1/50	10	70	420x330x635	24	71
POLE POSITION L25P	1129100042	24	C	270	Lubricated	L25P	2,5	1,8	2850	230/1/50	10	70	630x320x620	28	74
MONTECARLO L25P	1129100048	50	C	270	Lubricated	L25P	2,5	1,9	2850	230/1/50	10	70	940x320x700	36	77
PORTABLE ROLL CAGE L30P	1129100060	9	C	310	Lubricated	L30P	3	2,2	2850	230/1/50	10	75	490x520x560	29	70
HOCKENHEIM L30P	1129100063	20	C	310	Lubricated	L30P	3	2,2	2850	230/1/50	10	75	520x430x790	35	73
POLE POSITION L30P	1129100045	24	C	310	Lubricated	L30P	3	2,2	2850	230/1/50	10	75	630x320x620	29	74
MONTECARLO L30P	1129100037	50	C	310	Lubricated	L30P	3	2,2	2850	230/1/50	10	73	940x320x700	37	77
ESTORIL L30P	1121390600	90	C	310	Lubricated	L30P	3	2,2	2850	230/1/50	10	73	1200x400x850	63	79
V30/20 PCM3	1121090851	20	C	330	Lubricated	V30	3	2,2	1450	230/1/50	10	70	520x430x790	43	73
V30/50 CM3	1121360249	50	C	330	Lubricated	V30	3	2,2	1450	230/1/50	10	72	800x380x680	60	77
V30/50 VERTICAL	1121430329	50	C	330	Lubricated	V30	3	2,2	1450	230/1/50	10	70	520x410x1100	62	77
V30/90 CM3	1121370226	90	C	330	Lubricated	V30	3	2,2	1450	230/1/50	10	72	1200x400x830	72	79
V30/9+9 CM3	1121440197	11+11	C	330	Lubricated	V30	3	2,2	1450	230/1/50	10	72	770x610x540	50	72

1 STAGE BELT



Model	Part number	L	config.	l/min	Oil	Pump	HP	kW	rpm	Volts	Bar	dB(A)	LxWxH (mm)	kg	Page
A29 27 CM2	4116024261	27	C	255	Lubricated	A29	2	1.5	1075	230/1/50	10	93	810x390x710	43	75
PRO A29B 27 CM2	4116024264	27	C	255	Lubricated	A29B	2	1.5	1075	230/1/50	10	93	810x390x710	43	75
PRO A29B 27 CT2	4116024265	27	C	255	Lubricated	A29B	2	1.5	1075	400/3/50	10	93	810x390x710	43	75
PRO A29B-0 27 CM2	4116000266	27	C	255	Oilfree	A29B-0	2	1.5	1075	230/1/50	10	94	810x390x710	43	40
PRO A29B-0 27 CT2	4116000267	27	C	255	Oilfree	A29B-0	2	1.5	1075	400/3/50	10	94	810x390x710	43	40
LN0 A29 27 M2 DOL	4116026077	27	F	255	Lubricated	A29	2	1.5	1075	230/1/50	10	61	761x 430x845	86	57
LN0 A29 27 T2 DOL	4116026328	27	F	255	Lubricated	A29	2	1.5	1075	230/1/50	10	61	761x 430x845	86	57
A29 50 CM2	4116024262	50	C	255	Lubricated	A29	2	1.5	1075	230/1/50	10	93	870x370x780	49	77
A29/50 CM2 V115-230/60HZ	4116024129	50	C	255	Lubricated	A29	2	1.5	1075	115/1/60	10	93	870x370x780	49	77
PRO A29B 50 CM2	4116024266	50	C	255	Lubricated	A29B	2	1.5	1075	230/1/50	10	93	870x370x780	49	77
PRO A29B 50 CT2	4116024267	50	C	255	Lubricated	A29B	2	1.5	1075	400/3/50	10	93	870x370x780	49	77
PRO A29B-0 50 CM2	4116000268	50	C	255	Oilfree	A29B-0	2	1.5	1075	230/1/50	10	94	870x370x780	49	41
PRO A29B-0 50 CT2	4116000269	50	C	255	Oilfree	A29B-0	2	1.5	1075	400/3/50	10	94	870x370x780	49	41
PRO A29B 90 CT2	4116024522	90	C	255	Lubricated	A29B	2	1.5	1075	400/3/50	10	69	1010x415x980	59	79
A29B 90 CM3	4116024363	90	C	255	Lubricated	A29B	3	2.2	1075	230/1/50	10	69	1010x415x980	59	79
A29B 100 CM3	1129740186	90	C	255	Lubricated	A29B	3	2.2	1075	230/1/50	10	69	1010x415x980	59	79
A29B 90 CT3	4116024518	90	C	255	Lubricated	A29B	3	2.2	1075	400/3/50	10	69	1010x415x980	59	79
S A29B 90 CM2	4116007346	90	C	255	Lubricated	A29B	2	1.5	1075	230/1/50	10	69	1010x415x980	59	58
S A29B 90 CT2	4116007347	90	C	255	Lubricated	A29B	2	1.5	1075	400/3/50	10	69	1010x415x980	59	58
PRO A29B 90 FM2	4116024527	90	F	255	Lubricated	A29B	2	1.5	1075	230/1/50	10	69	1010x415x980	59	79
PRO A29B 90 FT2	4116024528	90	F	255	Lubricated	A29B	2	1.5	1075	400/3/50	10	69	1010x415x980	59	79
A29B 90 FM3	4116024525	90	F	255	Lubricated	A29B	3	2.2	1075	230/1/50	10	69	1010x415x980	59	79
A29B 90 FT3	4116024526	90	F	255	Lubricated	A29B	3	2.2	1075	400/3/50	10	69	1010x415x980	59	79
S A29B 90 FM2	4116007358	90	F	255	Lubricated	A29B	2	1.5	1075	230/1/50	10	69	1010x415x980	59	58
S A29B 90 FT2	4116007359	90	F	255	Lubricated	A29B	2	1.5	1075	400/3/50	10	90	1010x415x980	59	58
A29 100 CM2	4116024562	100	C	255	Lubricated	A29	2	1.5	1075	230/1/50	10	93	1010x415x900	56	81
A29 100 CM2	4116024819	100	C	255	Lubricated	A29	2	1.5	1075	230/1/50	10	93	1010x415x900	56	81
PRO A29B 100 CM2	4116024568	100	C	255	Lubricated	A29B	2	1.5	1075	230/1/50	10	93	1010x415x900	56	81
PRO A29B 100 CT2	4116024569	100	C	255	Lubricated	A29B	2	1.5	1075	400/3/50	10	93	1010x415x900	56	81
PRO A29B-0 100 CM2	4116000270	100	C	255	Oilfree	A29B-0	2	1.5	1075	230/1/50	10	94	1010x415x900	56	42
PRO A29B-0 100 CT2	4116000271	100	C	255	Oilfree	A29B-0	2	1.5	1075	400/3/50	10	94	1010x415x900	56	42
A29 150 CM2	4116024254	150	C	255	Lubricated	A29	2	1.5	1075	230/1/50	10	93	1375x420x950	87	83
PRO A29B 150 CM2	4116024536	150	C	255	Lubricated	A29B	2	1.5	1075	230/1/50	10	93	1375x420x950	87	83
PRO A29B 150 CT2	4116024537	150	C	255	Lubricated	A29B	2	1.5	1075	400/3/50	10	93	1375x420x950	87	83
PRO A29B-0 150 CM2	4116000272	150	C	255	Oilfree	A29B-0	2	1.5	1075	230/1/50	10	94	1375x420x950	87	43
PRO A29B-0 150 CT2	4116000273	150	C	255	Oilfree	A29B-0	2	1.5	1075	400/3/50	10	94	1375x420x950	87	43
S A29B 150 CM2	4116007348	150	C	255	Lubricated	A29B	2	1.5	1075	230/1/50	10	69	1375x420x1030	90	59
S A29B 150 CT2	4116007349	150	C	255	Lubricated	A29B	2	1.5	1075	400/3/50	10	70	1375x420x1030	90	59
PRO A29B 150 FT2	4116024547	150	F	255	Lubricated	A29B	2	1.5	1075	400/3/50	10	93	850x970x1950	87	83
S A29B 150 FT2	4116007361	150	F	255	Lubricated	A29B	2	1.5	1075	400/3/50	10	93	1375x420x950	87	59
S A29B 150 FM2	4116007360	150	F	255	Lubricated	A29B	2	1.5	1075	230/1/50	10	69	1375x420x1030	90	59
LN0 A29B 27 M3 DOL	4116026329	27	F	320	Lubricated	A29B	3	2.2	1350	230/1/60	10	62	761x 430x845	87	57
LN0 A29B 27 T3 DOL	4116026330	27	F	320	Lubricated	A29B	3	2.2	1350	400/3/50	10	62	761x 430x845	87	57
LN0 A29B 27 M3 DOL MEPS	4116026331	27	F	320	Lubricated	A29B	3	2.2	1350	230/1/60	10	62	761x 430x845	87	57
PRO A29B-0 50 CM3	4116000274	50	C	320	Oilfree	A29B-0	3	2.2	1300	230/1/50	10	96	940x410x800	58	41
PRO A29B-0 50 CT3	4116000275	50	C	320	Oilfree	A29B-0	3	2.2	1300	400/3/50	10	96	940x410x800	58	41
PRO A29B-0 100 CM3	4116000276	100	C	320	Oilfree	A29B-0	3	2.2	1300	230/1/50	10	96	1010x415x900	56	42
PRO A29B-0 100 CT3	4116000277	100	C	320	Oilfree	A29B-0	3	2.2	1300	400/3/50	10	97	1010x415x900	56	42
PRO A29B-0 150 CM3	4116000278	150	C	320	Oilfree	A29B-0	3	2.2	1300	230/1/50	10	96	1375x420x950	87	43
PRO A29B-0 150 CT3	4116000279	150	C	320	Oilfree	A29B-0	3	2.2	1300	400/3/50	10	97	1375x420x950	87	43
A29 50 MM3	4116025299	50	C	320	Lubricated	A29	3	2.2	1300	230/1/50	10	95	940x410x800	58	77
A29B 50 CM3	4116024257	50	C	320	Lubricated	A29B	3	2.2	1300	230/1/50	10	95	940x410x800	58	77
A29B 50 CT3	1129740187	50	C	320	Lubricated	A29B	3	2.2	1300	230/1/50	10	95	940x410x800	58	77
A29B 50 CT3	4116024531	50	C	320	Lubricated	A29B	3	2.2	1300	400/3/50	10	95	940x410x800	58	77
A29B 100 CM3	4116024564	100	C	320	Lubricated	A29B	3	2.2	1300	230/1/60	10	95	1010x415x900	56	81
A29B 100 CT3	4116024565	100	C	320	Lubricated	A29B	3	2.2	1300	400/3/50	10	95	1010x415x900	56	81
A29 100 CM2 V115/230-60	4116024120	100	C	320	Lubricated	A29B	3	2.2	1300	115-230/1/60	10	95	1010x415x900	56	81
A29B 150 CM3	4116024137	150	C	320	Lubricated	A29B	3	2.2	1300	230/1/50	10	95	1375x420x950	87	83
A29B 150 CT3	4116024138	150	C	320	Lubricated	A29B	3	2.2	1300	400/3/50	10	95	1375x420x950	87	83
A29B 150 FM3	4116024532	150	F	320	Lubricated	A29B	3	2.2	1300	230/1/50	10	95	1375x420x950	87	83
A29B 150 FT3	4116024533	150	F	320	Lubricated	A29B	3	2.2	1300	400/3/50	10	95	850x970x1950	87	83
A29B 200 FM3	4116024544	200	F	320	Lubricated	A29B	3	2.2	1300	230/1/50	10	91	1500x450x960	95	85
A29B 200 FT3	4116024545	200	F	320	Lubricated	A29B	3	2.2	1300	400/3/50	10	91	1500x450x960	95	85
A29B 200 CM3	4116024534	200	C	320	Lubricated	A29B	3	2.2	1300	230/1/50	10	95	1500x470x1110	91	85
A29B 200 CM3 230/60S/A	4116024140	200	C	320	Lubricated	A29B	3	2.2	1300	230/1/60	10	95	1500x470x1110	91	85
A29B 200 CT3	4116024535	200	C	320	Lubricated	A29B	3	2.2	1300	400/3/50	10	95	1500x470x1110	91	85
PRO A29B-0 200 CM3	4116000280	200	C	320	Oilfree	A29B-0	3	2.2	1300	230/1/50	10	96	1500x470x1110	91	44
PRO A29B-0 200 CT3	4116000281	200	C	320	Oilfree	A29B-0	3	2.2	1300	400/3/50	10	97	1500x470x1110	91	44
V 36/50	1129981051	50	C	355	Lubricated	V36	3	2.2	2850	230/1/50	10	87	710x330x620	42	77



1 STAGE BELT



Model	Part number	L	config.	l/min	Oil	Pump	HP	kW	rpm	Volts	Bar	dB(A)	LxWxH (mm)	kg	Page
PRO A39B-0 100 CM3	4116000284	100	C	393	Oilfree	A39B-0	3	2.2	1050	230/1/50	10	96	1180x460x930	72	42
PRO A39B-0 100 CT3	4116000285	100	C	393	Oilfree	A39B-0	3	2.2	1050	400/3/50	10	97	1180x460x930	72	42
LN1 A39B 100 M3 DOL	4116026392	100	F	393	Lubricated	A39B	3	2.2	1050	230/1/50	10	65	1067x580x1060	180	59
LN1 A39B 100 T3 DOL	4116026393	100	F	393	Lubricated	A39B	3	2.2	1050	230/1/50	10	65	1067x580x1060	180	59
PRO A39B-0 150 CM3	4116000286	150	C	393	Oilfree	A39B-0	3	2.2	1050	230/1/50	10	96	1375x420x950	87	43
PRO A39B-0 150 CT3	4116000287	150	C	393	Oilfree	A39B-0	3	2.2	1050	400/3/50	10	97	1375x420x950	87	43
PRO A39B 100 CM3	4116024278	100	C	393	Lubricated	A39B	3	2.2	1050	230/1/50	10	93	1180x460x930	72	81
PRO A39B 100 CT3	4116024279	100	C	393	Lubricated	A39B	3	2.2	1050	400/3/50	10	93	1180x460x930	72	81
A39 100 CM3	4116024566	100	C	393	Lubricated	A39	3	2.2	1050	230/1/50	10	93	1180x460x930	72	81
A39 100 CM3	1129740113	100	C	393	Lubricated	A39	3	2.2	1050	230/1/50	10	93	1180x460x930	72	81
A39 100 CT3	4116024567	100	C	393	Lubricated	A39	3	2.2	1050	400/3/50	10	93	1180x460x930	72	81
A39 100 CT3	1129740317	100	C	393	Lubricated	A39	3	2.2	1050	400/3/50	10	93	1180x460x930	72	81
S A39B 150 FT3	4116007363	150	F	393	Lubricated	A39B	3	2.2	1050	400/3/50	10	93	1375x420x950	87	59
PRO A39B 150 CM3	4116024280	150	C	393	Lubricated	A39B	3	2.2	1050	230/1/50	10	93	1375x420x950	87	83
PRO A39B 150 CT3	4116024281	150	C	393	Lubricated	A39B	3	2.2	1050	400/3/50	10	93	1375x420x950	87	83
A39 150 CM3	4116024149	150	C	393	Lubricated	A39	3	2.2	1050	230/1/50	10	93	1375x420x950	87	83
A39 150 CT3	4116024150	150	C	393	Lubricated	A39	3	2.2	1050	400/3/50	10	93	1375x420x950	87	83
S A39B 150 CM3	4116007350	150	C	393	Lubricated	A39B	3	2.2	1050	230/1/50	10	71	1375x420x1030	90	59
S A39B 150 CT3	4116007351	150	C	393	Lubricated	A39B	3	2.2	1050	400/3/50	10	71	1375x420x1030	90	59
PRO A39B 150 FM3	4116024538	150	F	393	Lubricated	A39B	3	2.2	1050	230/1/50	10	93	850x970x1950	87	83
PRO A39B 150 FT3	4116024539	150	F	393	Lubricated	A39B	3	2.2	1050	400/3/50	10	93	850x970x1950	87	83
PRO A39B 150 VM3	4116024163	150	F	393	Lubricated	A39B	3	2.2	1050	230/1/50	10	NA	850x970x1950	160	83
PRO A39B 150 VT3	4116024162	150	F	393	Lubricated	A39B	3	2.2	1050	400/3/50	10	NA	850x970x1950	160	83
PRO A39B 200 FM3	4116024540	200	F	393	Lubricated	A39B	3	2.2	1050	230/1/50	10	93	1500x450x960	91	85
PRO A39B 200 FT3	4116024541	200	F	393	Lubricated	A39B	3	2.2	1050	400/3/50	10	93	1500x450x960	91	85
PRO A39B 200 CM3 220/60 S/A	4116024174	200	C	393	Lubricated	A39B	3	2.2	1050	220/1/60	10	93	1500x470x1110	91	85
PRO A39B 200 CM3	4116024282	200	C	393	Lubricated	A39B	3	2.2	1050	230/1/50	10	93	1500x470x1110	91	85
PRO A39B 200 CT3	4116024283	200	C	393	Lubricated	A39B	3	2.2	1050	400/3/50	10	93	1500x470x1110	91	85
PRO A39B-0 200 CM3	4116000288	200	C	393	Oilfree	A39B-0	3	2.2	1050	230/1/50	10	96	1500x470x1110	91	44
PRO A39B-0 200 CT3	4116000289	200	C	393	Oilfree	A39B-0	3	2.2	1050	400/3/50	10	97	1500x470x1110	91	44
A39 200 CM3	4116024151	200	C	393	Lubricated	A39	3	2.2	1050	230/1/50	10	93	1500x470x1110	91	85
S A39B 200 CM3	4116007352	200	C	393	Lubricated	A39B	3	2.2	1050	230/1/50	10	71	1500x470x1190	94	61
S A39B 200 CT3	4116007353	200	C	393	Lubricated	A39B	3	2.2	1050	400/3/50	10	71	1500x470x1190	94	61
A39 200 CT3	4116024152	200	C	393	Lubricated	A39	3	2.2	1050	400/3/50	10	93	1500x470x1110	91	85
S A39B 200 FT3	4116007365	200	F	393	Lubricated	A39B	3	2.2	1050	400/3/50	10	93	1500x470x1110	91	61
A39 200 FM3 230/60	4116024154	200	F	393	Lubricated	A39	3	2.2	1050	230/1/60	10	93	1500x470x1110	91	85
A39 200 FT3 220/60	4116024155	200	F	393	Lubricated	A39	3	2.2	1050	220/3/60	10	93	1500x470x1110	91	85
PRO A39B 270 CM3	4116024285	270	C	393	Lubricated	A39B	3	2.2	1050	230/1/50	10	93	1530x595x1160	138	87
PRO A39B 270 CM3 230 60	4116025291	270	C	393	Lubricated	A39B	3	2.2	1050	230/1/60	10	93	1530x595x1160	138	87
PRO A39B 270 CT3	4116024286	270	C	393	Lubricated	A39B	3	2.2	1050	400/3/50	10	93	1530x595x1160	138	87
A39 270 CM3	4116024548	270	C	393	Lubricated	A39	3	2.2	1050	230/1/50	10	93	1530x595x1160	138	87
PRO A39 270 CT3	4116024549	270	C	393	Lubricated	A39	3	2.2	1050	400/3/50	10	93	1530x595x1160	138	87
S A39B 270 CM3	4116007354	270	C	393	Lubricated	A39B	3	2.2	1050	230/1/50	10	71	1530x595x1140	141	63
S A39B 270 CT3	4116007355	270	C	393	Lubricated	A39B	3	2.2	1050	400/3/50	10	71	1530x595x1140	141	63
PRO A39B 270 FM3	4116024542	270	F	393	Lubricated	A39B	3	2.2	1050	230/1/50	10	93	1530x595x1160	138	87
PRO A39B 270 FT3	4116024543	270	F	393	Lubricated	A39B	3	2.2	1050	400/3/50	10	93	1530x595x1160	138	87
PRO A39 270 FM3 TANDEM	4116024868	270	F	393	Lubricated	A39	3+3	2.2+2.2	1050	230/1/50	10	93	1530x595x1160	138	94
S A39B 270 FM3	4116007366	270	F	393	Lubricated	A39B	3	2.2	1050	230/1/50	10	71	1530x595x1140	141	63
S A39B 270 FT3	4116007367	270	F	393	Lubricated	A39B	3	2.2	1050	400/3/50	10	71	1530x595x1140	141	63
A39 270 FM3 230/60	4116024160	270	F	393	Lubricated	A39	3	2.2	1050	230/1/60	10	93	1530x595x1160	138	87
A39 270 FT3 220/60	4116024159	270	F	393	Lubricated	A39	3	2.2	1050	220/3/60	10	93	1530x595x1160	138	87
PRO A39B-0 270 CM3	4116000290	270	C	393	Oilfree	A39B-0	3	2.2	1050	230/1/50	10	96	1530x595x1160	138	45
PRO A39B-0 270 CT3	4116000291	270	C	393	Oilfree	A39B-0	3	2.2	1050	400/3/50	10	97	1530x595x1160	138	45
LN1 A39B 270 M3 DOL	4116026047	270	F	393	Lubricated	A39B	3	2.2	1050	230/1/50	10	65	1522x 580x1242	248	63
LN1 A39B 270 T3 DOL	4116026048	270	F	393	Lubricated	A39B	3	2.2	1050	400/3/50	10	65	1522x 580x1242	248	63
A39 270 CM3 230/60 S/A	4116024156	270	C	393	Lubricated	A39	3	2.2	1050	220/3/60	10	93	1530x595x1160	138	87
S B4900 270 FT4	4116007332	270	F	425	Lubricated	B4900	4	3	1200	400/3/50	11	69	1500x1200x660	154	63
PRO A49B 100 CM3	4116000250	100	C	444	Lubricated	A49B	3	2.2	1050	230/1/50	11	91	1006x486x927	70	81
PRO A49B 100 CT3	4116000232	100	C	444	Lubricated	A49B	3	2.2	1050	400/3/50	11	91	1006x486x927	70	81
PRO A49B 150 CM3	4116000251	150	C	444	Lubricated	A49B	3	2.2	1050	230/1/50	11	91	1305x501x1006	84	83
PRO A49B 150 CT3	4116000233	150	C	444	Lubricated	A49B	3	2.2	1050	400/3/50	11	91	1305x501x1006	84	83
PRO A49B 200 CM3	4116000252	200	C	444	Lubricated	A49B	3	2.2	1050	230/1/50	11	91	1437x573x1058	109	85
PRO A49B 200 CT3	4116000234	200	C	444	Lubricated	A49B	3	2.2	1050	400/3/50	11	91	1437x573x1058	109	85
PRO A49B 270 FM3	4116000253	270	F	444	Lubricated	A49B	3	2.2	1050	230/1/50	11	91	1532x456x1005	118	87
PRO A49B 270 FT3	4116000249	270	F	444	Lubricated	A49B	3	2.2	1050	400/3/50	11	91	1532x456x1005	118	87
S A39B 200 CT4	4116007356	200	C	486	Lubricated	A39B	4	3	1300	400/3/50	10	74	1500x470x1190	94	61
PRO A39B 200 CT4	4116024166	200	C	486	Lubricated	A39B	4	3	1300	400/3/50	10	96	1500x470x1110	91	85
PRO A39B 270 CT4	4116024287	270	C	486	Lubricated	A39B	4	3	1300	400/3/50	10	96	1530x595x1160	138	87
PRO A39B-0 200 CT4	4116000292	200	C	486	Oilfree	A39B-0	4	3	1300	400/3/50	10	96	1530x595x1160	138	44
PRO A39B 200 FT4	4116024167	200	F	486	Lubricated	A49B	4	3	1300	400/3/50	11	93	1500x450x960	91	85
PRO A39B-0 270 CT4	4116000293	270	C	486	Oilfree	A39B-0	4	3	1300	400/3/50	10	97	1530x595x1160	138	45
S A39B 270 CT4	4116007357	270	C	486	Lubricated	A39B	4	3	1300	400/3/50	10	74	1530x595x1140	141	63

1 STAGE BELT



Model	Part number	L	config.	l/min	Oil	Pump	HP	kW	rpm	Volts	Bar	dB(A)	LxWxH (mm)	kg	Page
S A39B 270 FT4	4116007369	270	F	486	Lubricated	A39B	4	3	1300	400/3/50	10	74	1530x595x1140	141	63
PRO A39B 270 FT4	4116024170	270	F	486	Lubricated	A39B	4	3	1300	400/3/50	10	96	1530x595x1160	138	87
LN1 A39B 0 T4 DOL	4116026050	0	F	490	Lubricated	A39B	4	3	1300	400/3/50	10	68	750x 580x761	170	56
LN1 A39B 270 T4 DOL	4116026052	270	F	490	Lubricated	A39B	4	3	1300	400/3/50	10	68	1522x 580x1242	248	63
PRO A49B BF4	4116000256	0	F	553	Lubricated	A49B	4	3	1300	400/3/50	11	93	738x430x563	54	68
LN1 A49B 0 T4 DOL	4116026049	0	F	553	Lubricated	A49B	4	3	1300	400/3/50	11	69	750x 580x761	170	56
LN2 A49B 0 T4 DOL	4116026000	0	F	553	Lubricated	A49B	4	3	1300	400/3/50	11	69	1000x 738x 955	170	56
PRO A49B 200 CT4	4116000235	200	C	553	Lubricated	A49B	4	3	1300	400/3/50	11	93	1437x573x1047	105	85
PRO A49B 200 FT4	4116000236	200	F	553	Lubricated	A49B	4	3	1300	400/3/50	11	93	1438x440x949	105	85
PRO A49B 200 VT4	4116000239	200	V	553	Lubricated	A49B	4	3	1300	400/3/50	11	93	737x638x1679	110	85
LN1 A49B 270 T4 DOL	4116026051	270	F	553	Lubricated	A49B	4	3	1300	400/3/50	11	69	1522x580x1242	248	63
LN2 A49B 270 T4 DOL	4116026001	270	F	553	Lubricated	A49B	4	3	1300	400/3/50	11	69	1516x 738x 1513	238	63
PRO A49B BF5,5	4116000257	0	F	595	Lubricated	A49B	4	3	1300	400/3/50	11	95	738x430x563	60	68
PRO A49B 200 CT5,5	4116000241	200	C	595	Lubricated	A49B	4	3	1300	400/3/50	11	95	1437x573x1058	114	85
PRO A49B 200 FT5,5	4116000242	200	V	595	Lubricated	A49B	5,5	4	1400	400/3/50	11	95	1437x440x949	114	85
PRO A49B 200 VT5,5	4116000247	200	V	595	Lubricated	A49B	5,5	4	1400	400/3/50	11	95	737x637x1679	117	85
LN1 A49B 0 T5,5 DOL	4116026053	0	F	598	Lubricated	A49B	5,5	4	1400	400/3/50	11	69	750x 580x 761	170	56
LN1 A49B 270 T5,5 DOL	4116026055	270	F	598	Lubricated	A49B	5,5	4	1400	400/3/50	11	69	1522x580x1242	248	63
LN1 A49B 500 T5,5 DOL	4116026057	500	F	598	Lubricated	A49B	5,5	4	1400	400/3/50	11	69	1937x580x1348	274	65

1 STAGE BELT

engineAir



Model	Part number	L	config.	l/min	Engine	Fuel	Pump	HP	kW	rpm	Bar	Start Type	LxWxH (mm)	kg	Page
engineAIR 5/2,5 10 Petrol	1121440133	2,5	C	275	GP160	Petrol	S15	4,8	3,6	3400	10	Manual	620x410x480	28	99
engineAIR 5/4 10 Petrol	1121440134	4	C	275	GP160	Petrol	S15	4,8	3,6	3400	10	Manual	530x440x440	29	99
engineAIR 5/20 10 Petrol	1121440135	20	C	275	GP160	Petrol	S15	4,8	3,6	3400	10	Manual	610x460x850	40	99
engineAIR 4/22 10 Petrol	1121440136	22	C	320	GP160	Petrol	PAT24A	4,8	3,6	1350	10	Manual	740x470x850	54	99
engineAIR 4/100 10 Petrol	1121440138	100	C	320	GP160	Petrol	PAT24A	4,8	3,6	1350	10	Manual	1110x520x940	70	99
engineAIR 5/24 10 Petrol	1121440137	24	C	411	GP160	Petrol	PAT38A	4,8	3,6	1070	10	Manual	850x560x770	60	99
engineAIR 5/50 10 Petrol	1121400110	50	C	411	GP160	Petrol	PAT38A	4,8	3,6	1070	10	Manual	980x 440x 780	66	99
engineAIR 5/100 10 Petrol	1121440112	100	C	411	GP160	Petrol	PAT38A	4,8	3,6	1070	10	Manual	1110x520x940	72	99
engineAIR 5/200 10 Petrol	1121440113	200	C	411	GP160	Petrol	PAT38A	4,8	3,6	1070	10	Manual	1510x600x1010	98	99
engineAIR 5/11+11 10 Petrol	1121440114	11+11	C	411	GX160	Petrol	PAT38A	4,8	3,6	1070	10	Manual	1230x710x750	70	99
engineAIR 5/11+11R 10 Petrol	1121440115	11+11	C	411	GP160	Petrol	PAT38A	4,8	3,6	1070	10	Manual	1230x710x800	78	99
engineAIR 6/50 10 Petrol	1121440120	50	C	454	GX200	Petrol	B4900B	5,8	1280	10	Manual	1270x440x880	88	99	
BI engineAIR 10/270 14 ES Diesel	1121440131	270	F	468	KD15-440	Diesel	B4900B	10,1	1320	14	Electric	1540x560x1180	253	101	
engineAIR 6/270 Diesel	1121440127	270	C	470	KD350	Diesel	B4900B	7,1	5,3	1325	10	Manual	1540x630x1220	179	99

2 STAGE BELT




Model	Part number	L	config.	l/min	Oil	Pump	HP	kW	rpm	Volts	Bar	dB(A)	LxWxH (mm)	kg	Page
PRO B4900 270 FT4 220/60	4116019636	270	F	514	Lubricated	B4900	4	3	1400	220/3/60	11	NA	1530x600x1160	144	87
S B5900B 270 FT5,5	4116007333	270	F	525	Lubricated	B5900B	5,5	4	1100	400/3/50	11	71	1500x1200x660	177	63
S B5900B 270 VT5,5	4116007335	270	F	525	Lubricated	B5900B	5,5	4	1100	400/3/50	11	71	1060x700x1900	230	63
S B5900B 500 FT5,5	4116007334	500	F	525	Lubricated	B5900B	5,5	4	1100	400-700/3/50	11	71	1900x700x1320	229	65
B5900B 500 FT5,5 220/60	4116022355	500	F	525	Lubricated	B5900B	5,5	4	1100	220/3/60	11	71	1900x700x1320	229	89
PRO CA1 270 FT5,5	4116025181	270	F	530	Lubricated	CA1	5,5	4	688	400/3/50	11	NA	1500x530x1210	214	87
PRO CA1 500 FT5,5	4116025186	500	F	530	Lubricated	CA1	5,5	4	688	400/3/50	11	NA	1920x600x1340	303	92
PRO A49B 270 FT4	4116000238	270	F	553	Lubricated	A49B	4	3	1300	400/3/50	11	93	1532x456x1005	120	87
PRO A49B 270 VT4	4116000240	270	V	553	Lubricated	A49B	4	3	1300	400/3/50	11	93	737x600x1712	130	89
PRO A49B 270 CT4	4116000237	270	C	553	Lubricated	A49B	4	3	1300	400/3/50	11	93	1532x607x1128	120	87
PRO A49B 270 CM4	4116000254	270	C	553	Lubricated	A49B	4	3	1300	230/1/50	11	93	1532x607x1128	120	87
B5900B 270 CT5,5 V400 CE	4116019761	270	C	570	Lubricated	B5900	5,5	4	1200	400/3/50	11	67	1600x630x1530	252	87
B5900B 270 VERT. HP5,5 V220/60	4116022792	270	C	570	Lubricated	B5900	5,5	4	1200	220/3/60	11	67	1600x630x1530	252	87
B5900B 270 CT5,5 230/3/50	4116023558	270	C	570	Lubricated	B5900	5,5	4	1200	230/3/50	11	67	1600x630x1530	252	87
PRO B6000 500 FT7,5 15 bar	4116020249	500	F	570	Lubricated	B6000	7,5	5,5	1000	400/3/50	15	NA	2030x670x1400	290	92
B5900B 500 T5,5 V400 CE ABAC	4116019908	500	F	570	Lubricated	B5900	5,5+5,5	4+4	1200	400/3/50	11	67	2020x1000x1600	306	94
LN1 B5900 0 T5,5 DOL	4116026059	0	F	570	Lubricated	B5900B	5,5	4	1200	400/3/50	11	67	750x 580x 761	170	56
LN2 B5900 0 T5,5 DOL	4116026002	0	F	570	Lubricated	B5900B	5,5	4	1200	400/3/50	11	67	1000x 738x 955	177	56
LN2 B5900 0 T5,5 YD	4116026003	0	F	570	Lubricated	B5900B	5,5	4	1200	400/3/50	11	67	1000x 738x 955	181	56
LN2 B5900 0 T5,5 DOL MEPS	4116026004	0	F	570	Lubricated	B5900B	5,5	4	1200	400/3/50	11	67	1000x 738x 955	177	56
LN1 B5900 270 T5,5 DOL	4116026060	270	F	570	Lubricated	B5900B	5,5	4	1200	400/3/50	11	67	1522x 580x 1242	248	63
LN2 B5900 270 T5,5 DOL	4116026005	270	F	570	Lubricated	B5900B	5,5	4	1200	400/3/50	11	67	1516x 738x 1513	153	63
LN2 B5900 270 T5,5 YD	4116026006	270	F	570	Lubricated	B5900B	5,5	4	1200	400/3/50	11	67	1516x 738x 1513	252	63
LN1 B5900 500 T5,5 DOL	4116026061	500	F	570	Lubricated	B5900B	5,5	4	1200	400/3/50	11	67	1937x580x1348	274	65
LN2 B5900 500 T5,5 DOL	4116026007	500	F	570	Lubricated	B5900B	5,5	4	1200	400/3/50	11	67	1943x738x1593	302	65
LN2 B5900 500 T5,5 YD	4116026008	500	F	570	Lubricated	B5900B	5,5	4	1200	400/3/50	11	67	1943x738x1593	302	65
LN2 B5900 500 T5,5 DOL DRY	4116026009	500	F	570	Lubricated	B5900B	5,5	4	1200	400/3/50	11	67	1943x738x1593	302	65
PRO A49B 270 FT5,5	4116000244	270	F	595	Lubricated	A49B	5,5	4	1400	400/3/50	11	95	1532x456x1005	124	87
PRO A49B 270 VT5,5	4116000248	270	V	595	Lubricated	A49B	5,5	4	1400	400/3/50	11	95	736x600x1712	138	89
PRO A49B 270 CT5,5	4116000243	270	C	595	Lubricated	A49B	5,5	4	1400	400/3/50	11	95	1532x607x1132	124	87
PRO A49B 500 CT5,5	4116000245	500	C	595	Lubricated	A49B	5,5	4	1400	400/3/50	11	95	1951x680x1269	191	87
PRO A49B 500 FT5,5	4116000246	500	F	595	Lubricated	A49B	5,5	4	1400	400/3/50	11	95	1950x530x1145	191	92
B5900B BF5,5	4116000133	/	F	653	Lubricated	B5900B	5,5	4	1400	400/3/50	11	NA	1100x590x800	90	68
PRO B5900B 200 FT5,5	4116019700	200	F	653	Lubricated	B5900B	5,5	4	1400	400/3/50	11	NA	1580x580x1150	161	85
PRO B5900B 200 VT5,5	4116024563	200	F	653	Lubricated	B5900B	5,5	4	1400	400/3/50	11	NA	850x970x2050	205	85
PRO B5900B 200 CT5,5	4116019696	200	C	653	Lubricated	B5900B	5,5	4	1400	400/3/50	11	NA	1580x580x1150	164	85
PRO B5900B 270 CT5,5	4116019770	270	C	653	Lubricated	B5900B	5,5	4	1400	400/3/50	11	NA	1575x680x1150	170	87
PRO B5900B 270 FT5,5	4116019781	270	F	653	Lubricated	B5900B	5,5	4	1400	400/3/50	11	NA	1575x680x1150	167	87
B5900B 270 FT5,5 V400	4116019785	270	F	653	Lubricated	B5900B	5,5	4	1400	400/3/50	11	NA	1575x680x1150	167	89
B5900B 270 FT5,5 FFO	4116000159	270	F	653	Lubricated	B5900B	5,5	4	1400	400/3/50	11	NA	1490x500x1175	197	87
PRO B5900B 270 VT5,5	4116017006	270	F	653	Lubricated	B5900B	5,5	4	1400	400/3/50	11	NA	850x970x2100	210	89
PRO B5900B 270 FT5,5 220/60S/A	4116019778	270	F	653	Lubricated	B5900B	5,5	4	1400	220/3/60	11	NA	1575x680x1150	167	87
PRO B5900B 500 CT5,5	4116019806	500	C	653	Lubricated	B5900B	5,5	4	1400	400/3/50	11	NA	2030x670x1400	222	89
PRO B5900B 500 CT5,5 V.380/60	4116023898	500	C	653	Lubricated	B5900B	5,5	4	1400	380/3/60	11	NA	2030x670x1400	222	89
PRO B5900B 500 FT5,5	4116019812	500	F	653	Lubricated	B5900B	5,5	4	1400	400/3/50	11	NA	2030x670x1400	219	92
B5900B 500 FT5,5 FFO	4116000165	500	F	653	Lubricated	B5900B	5,5	4	1400	400/3/50	11	NA	1894x600x1280	249	92
B5900B 500 FT5,5 FFO YD	4116000172	500	F	653	Lubricated	B5900B	5,5	4	1400	400/3/50	11	NA	1894x600x1280	249	92
ABAC PRO B5900B T5,5 380/3/60	4116023902	500	F	653	Lubricated	B5900B	5,5+5,5	4+4	1400	380/3/60	11	NA	2030x670x1400	219	94
PRO B6000 270 CT5,5	4116020179	270	C	660	Lubricated	B6000	5,5	4	1100	400/3/50	11	NA	1520x600x1250	171	87
S B6000 270 FT7,5	4116007336	270	F	660	Lubricated	B6000	7,5	5,5	1150	400/3/50	11	77	1500x1200x660	187	63
S B6000 270 VT7,5	4116007338	270	F	660	Lubricated	B6000	7,5	5,5	1150	400/3/50	11	77	1060x700x1900	250	89
B6000 270 7,5 HP VERT.V220/60	4116022791	270	F	660	Lubricated	B6000	7,5	5,5	1150	220/3/60	11	77	1060x700x1900	250	89
PRO B6000 500 CT5,5	4116020225	500	C	660	Lubricated	B6000	5,5	4	1100	400/3/50	11	NA	2030x670x1400	232	89
PRO B6000 500 FT5,5	4116020242	500	F	660	Lubricated	B6000	5,5	4	1100	400/3/50	11	NA	1894x600x1280	229	92
NS 39S 500 FT5,5 V400 ABAC	4116020519	500	F	660	Lubricated	B6000	5,5	4	1150	400/3/50	11	77	1920x600x1340	270	92
S B6000 500 FT7,5	4116007337	500	F	660	Lubricated	B6000	7,5	5,5	1150	400/3/50	11	77	1900x700x1320	270	65
LN2 B6000 0 T7,5 DOL	4116026011	0	F	660	Lubricated	B6000	7,5	5,5	1150	400/3/50	11	68	1000x 738x 955	240	56
LN2 B6000 0 T7,5 YD	4116026012	0	F	660	Lubricated	B6000	7,5	5,5	1150	400/3/50	11	68	1000x 738x 955	240	56
LN2 B6000 0 T7,5 DOL 10B	4116026013	0	F	660	Lubricated	B6000	7,5	5,5	1150	400/3/50	10	68	1000x 738x 955	240	56
LN2 B6000 0 T7,5 DOL MEPS	4116026014	0	F	660	Lubricated	B6000	7,5	5,5	1150	400/3/50	12	68	1000x 738x 955	240	56

2 STAGE BELT



Model	Part number	L	config.	l/min	Oil	Pump	HP	kW	rpm	Volts	Bar	dB(A)	LxWxH (mm)	kg	Page
LN2 B6000 500 T7,5 DOL	4116026015	500	F	660	Lubricated	B6000	7,5	5,5	1150	400/3/50	11	68	1943x738x1593	404	65
NS 59S 500 FT7,5 V4/7 ST ABAC	4116023541	500	F	697	Lubricated	NS59S	7,5	5,5	553	400/3/50	11	73	2000x670x1350	347	92
NS 59S 500 HT7,5 15B ST ABAC	4116023542	500	F	697	Lubricated	NS59S	7,5	5,5	553	400/3/50	15	73	2000x670x1350	347	92
PRO CA1 270 FT7,5	4116025182	270	F	699	Lubricated	CA1	7,5	5,5	908	400/3/50	11	NA	1500x530x1210	239	87
PRO CA1 500 FT7,5	4116025183	500	F	699	Lubricated	CA1	7,5	5,5	908	400/3/50	11	NA	1920x600x1340	328	92
PRO B7900 270 FT10 YD	4116023868	270	F	784	Lubricated	NS59S	10	7,5	622	400/1/50	11	71	1050x700x1950	243	89
NS 59S 500 HP7,5 V4/7 15B ABAC	4116020044	500	F	784	Lubricated	NS59S	7,5	5,5	622	400/3/50	15	72	2000x670x1350	347	92
NS 59S 500 FT7,5 V400 ABAC	4116020047	500	F	784	Lubricated	NS59S	7,5	5,5	622	400/3/50	11	72	2000x670x1350	347	92
B7900 500 FT 15 V400 CE ABAC	4116020151	500	F	784	Lubricated	B7900	15	11	622	400/3/50	11	72	2000x670x1350	347	89
B6000 BF7,5	4116000103	/	F	827	Lubricated	B6000	7,5	5,5	1400	400/3/50	11	NA	1100x590x800	120	68
PRO B6000 270 CT7,5	4116020182	270	C	827	Lubricated	B6000	7,5	5,5	1400	400/3/50	11	NA	1520x600x1250	180	87
B6000 270 CT7,5 V400 CE ABAC	4116020435	270	C	827	Lubricated	B6000	7,5	5,5	1400	400/3/50	11	NA	1520x600x1250	180	87
NS 39S 270 FT5,5 V400 ABAC	4116020530	270	F	827	Lubricated	B6000	5,5	4	1400	400/3/50	11	NA	1520x600x1250	177	89
PRO B6000 270 FT7,5	4116020190	270	F	827	Lubricated	B6000	7,5	5,5	1400	400/3/50	11	NA	1520x600x1250	177	87
PRO B6000 270 FT7,5 460/3/60	4116023893	270	F	827	Lubricated	B6000	7,5	5,5	1400	460/3/60	11	NA	1520x600x1250	177	87
B6000 270 FT7,5 V230/50	4116020504	270	F	827	Lubricated	B6000	7,5	5,5	1400	230/3/50	11	NA	1520x600x1250	177	89
B6000 270 FT7,5 FFO	4116000166	270	F	827	Lubricated	B6000	7,5	5,5	1400	400/3/50	11	NA	1490x500x1175	207	87
B6000 270 FT7,5 FFO YD	4116000173	270	F	827	Lubricated	B6000	7,5	5,5	1400	400/3/50	11	NA	1490x500x1175	207	87
PRO B6000 270 VT7,5	4116017001	270	F	827	Lubricated	B6000	7,5	5,5	1400	400/3/50	11	NA	850x970x2100	242	89
PRO B5900B 270 FT5,5 220/60	4116020186	270	F	827	Lubricated	B6000	7,5	5,5	1400	220/3/60	11	NA	1520x600x1250	177	87
PRO B6000 500 CT7,5	4116020226	500	C	827	Lubricated	B6000	7,5	5,5	1400	400/3/50	11	NA	2030x670x1400	263	89
B6000 500 CT7,5 380/60 CE	4116020294	500	C	827	Lubricated	B6000	7,5	5,5	1400	380/3/60	11	NA	2030x670x1400	263	89
B6000 500 CT7,5 V400 CEE	4116020259	500	C	827	Lubricated	B6000	7,5	5,5	1400	400/3/50	11	NA	2030x670x1400	263	89
PRO B5900B 270 FT5,5	4116019781	270	F	653	Lubricated	B5900B	5,5	4	1400	400/3/50	11	NA	1575x680x1150	167	87
B5900B 270 FT5,5 V400	4116019785	270	F	653	Lubricated	B5900B	5,5	4	1400	400/3/50	11	NA	1575x680x1150	167	89
B5900B 270 FT5,5 FFO	4116000159	270	F	653	Lubricated	B5900B	5,5	4	1400	400/3/50	11	NA	1490x500x1175	197	87
PRO B5900B 270 VT5,5	4116017006	270	F	653	Lubricated	B5900B	5,5	4	1400	400/3/50	11	NA	850x970x2100	210	89
PRO B5900B 270 FT5,5 220/60S/A	4116019778	270	F	653	Lubricated	B5900B	5,5	4	1400	220/3/60	11	NA	1575x680x1150	167	87
PRO B5900B 500 CT5,5	4116019806	500	C	653	Lubricated	B5900B	5,5	4	1400	400/3/50	11	NA	2030x670x1400	222	89
PRO B5900B 500 CT5,5 V.380/60	4116023898	500	C	653	Lubricated	B5900B	5,5	4	1400	380/3/60	11	NA	2030x670x1400	222	89
PRO B5900B 500 FT5,5	4116019812	500	F	653	Lubricated	B5900B	5,5	4	1400	400/3/50	11	NA	2030x670x1400	219	92
B5900B 500 FT5,5 FFO	4116000165	500	F	653	Lubricated	B5900B	5,5	4	1400	400/3/50	11	NA	1894x600x1280	249	92
B5900B 500 FT5,5 FFO YD	4116000172	500	F	653	Lubricated	B5900B	5,5	4	1400	400/3/50	11	NA	1894x600x1280	249	92
ABAC PRO B5900B T5,5 380/3/60	4116023902	500	F	653	Lubricated	B5900B	5,5+5,5	4+4	1400	380/3/60	11	NA	2030x670x1400	219	94
PRO B6000 270 CT5,5	4116020179	270	C	660	Lubricated	B6000	5,5	4	1100	400/3/50	11	NA	1520x600x1250	171	87
S B6000 270 FT7,5	4116007336	270	F	660	Lubricated	B6000	7,5	5,5	1150	400/3/50	11	77	1500x1200x660	187	63
S B6000 270 VT7,5	4116007338	270	F	660	Lubricated	B6000	7,5	5,5	1150	400/3/50	11	77	1060x700x1900	250	89
B6000 270 7,5 HP VERT.V220/60	4116022791	270	F	660	Lubricated	B6000	7,5	5,5	1150	220/3/60	11	77	1060x700x1900	250	89
PRO B6000 500 CT5,5	4116020225	500	C	660	Lubricated	B6000	5,5	4	1100	400/3/50	11	NA	2030x670x1400	232	89
PRO B6000 500 FT5,5	4116020242	500	F	660	Lubricated	B6000	5,5	4	1100	400/3/50	11	NA	1894x600x1280	229	92
NS 39S 500 FT5,5 V400 ABAC	4116020519	500	F	660	Lubricated	B6000	5,5	4	1150	400/3/50	11	77	1920x600x1340	270	92
S B6000 500 FT7,5	4116007337	500	F	660	Lubricated	B6000	7,5	5,5	1150	400/3/50	11	77	1900x700x1320	270	65
LN2 B6000 0 T7,5 DOL	4116026011	0	F	660	Lubricated	B6000	7,5	5,5	1150	400/3/50	11	68	1000x 738x 955	240	56
LN2 B6000 0 T7,5 YD	4116026012	0	F	660	Lubricated	B6000	7,5	5,5	1150	400/3/50	11	68	1000x 738x 955	240	56
LN2 B6000 0 T7,5 DOL 10B	4116026013	0	F	660	Lubricated	B6000	7,5	5,5	1150	400/3/50	10	68	1000x 738x 955	240	56
LN2 B6000 0 T7,5 DOL MEPS	4116026014	0	F	660	Lubricated	B6000	7,5	5,5	1150	400/3/50	12	68	1000x 738x 955	240	56
LN2 B6000 500 T7,5 DOL	4116026015	500	F	660	Lubricated	B6000	7,5	5,5	1150	400/3/50	11	68	1943x738x1593	404	65
NS 59S 500 FT7,5 V4/7 ST ABAC	4116023541	500	F	697	Lubricated	NS59S	7,5	5,5	553	400/3/50	11	73	2000x670x1350	347	92
NS 59S 500 HT7,5 15B ST ABAC	4116023542	500	F	697	Lubricated	NS59S	7,5	5,5	553	400/3/50	15	73	2000x670x1350	347	92
PRO CA1 270 FT7,5	4116025182	270	F	699	Lubricated	CA1	7,5	5,5	908	400/3/50	11	NA	1500x530x1210	239	87
PRO CA1 500 FT7,5	4116025183	500	F	699	Lubricated	CA1	7,5	5,5	908	400/3/50	11	NA	1920x600x1340	328	92
PRO B7900 270 FT10 YD	4116023868	270	F	784	Lubricated	NS59S	10	7,5	622	400/1/50	11	71	1050x700x1950	243	89
NS 59S 500 HP7,5 V4/7 15B ABAC	4116020044	500	F	784	Lubricated	NS59S	7,5	5,5	622	400/3/50	15	72	2000x670x1350	347	92
NS 59S 500 FT7,5 V400 ABAC	4116020047	500	F	784	Lubricated	NS59S	7,5	5,5	622	400/3/50	11	72	2000x670x1350	347	92
B7900 500 FT 15 V400 CE ABAC	4116020151	500	F	784	Lubricated	B7900	15	11	622	400/3/50	11	72	2000x670x1350	347	89
B6000 BF7,5	4116000103	/	F	827	Lubricated	B6000	7,5	5,5	1400	400/3/50	11	NA	1100x590x800	120	68
PRO B6000 270 CT7,5	4116020182	270	C	827	Lubricated	B6000	7,5	5,5	1400	400/3/50	11	NA	1520x600x1250	180	87
B6000 270 CT7,5 V400 CE ABAC	4116020435	270	C	827	Lubricated	B6000	7,5	5,5	1400	400/3/50	11	NA	1520x600x1250	180	87
NS 39S 270 FT5,5 V400 ABAC	4116020530	270	F	827	Lubricated	B6000	5,5	4	1400	400/3/50	11	NA	1520x600x1250	177	89
PRO B6000 270 FT7,5	4116020190	270	F	827	Lubricated	B6000	7,5	5,5	1400	400/3/50	11	NA	1520x600x1250	177	87
PRO B6000 270 FT7,5 460/3/60	4116023893	270	F	827	Lubricated	B6000	7,5	5,5	1400	460/3/60	11	NA	1520x600x1250	177	87
B6000 270 FT7,5 V230/50	4116020504	270	F	827	Lubricated	B6000	7,5	5,5	1400	230/3/50	11	NA	1520x600x1250	177	89
B6000 270 FT7,5 FFO	4116000166	270	F	827	Lubricated	B6000	7,5	5,5	1400	400/3/50	11	NA	1490x500x1175	207	87

2 STAGE BELT



Model	Part number	L	config.	l/min	Oil	Pump	HP	kW	rpm	Volts	Bar	dB(A)	LxWxH (mm)	kg	Page
B6000 270 FT7,5 FFO YD	4116000173	270	F	827	Lubricated	B6000	7,5	5,5	1400	400/3/50	11	NA	1490x500x1175	207	87
PRO B6000 270 VT7,5	4116017001	270	F	827	Lubricated	B6000	7,5	5,5	1400	400/3/50	11	NA	850x970x2100	242	89
PRO B5900B 270 FT5.5 220/60	4116020186	270	F	827	Lubricated	B6000	7,5	5,5	1400	220/3/60	11	NA	1520x600x1250	177	87
PRO B6000 500 CT7,5	4116020226	500	C	827	Lubricated	B6000	7,5	5,5	1400	400/3/50	11	NA	2030x670x1400	263	89
B6000 500 CT7,5 380/60 CE	4116020294	500	C	827	Lubricated	B6000	7,5	5,5	1400	380/3/60	11	NA	2030x670x1400	263	89
B6000 500 CT7,5 V400 CEE	4116020259	500	C	827	Lubricated	B6000	7,5	5,5	1400	400/3/50	11	NA	2030x670x1400	263	89
B6000 500 FT 7,5 V4 ABAC	4116020252	500	F	827	Lubricated	B6000	7,5	5,5	1400	400-700/3/50	11	NA	2030x670x1400	263	92
POLAIRE 500 FT7,5	4116025251	500	F	827	Lubricated	B6000	7,5	5,5	1400	400/3/50	11	NA	2030x670x1400	263	92
B6000 500 FT 7,5 V400	4116020244	500	F	827	Lubricated	B6000	7,5	5,5	1400	230-400/3/50	11	NA	2030x670x1400	263	92
PRO B6000 500 FT7,5	4116020243	500	F	827	Lubricated	B6000	7,5	5,5	1400	400/3/50	11	NA	2030x670x1400	260	92
B6000 500 FT7,5 FFO	4116000167	500	F	827	Lubricated	B6000	7,5	5,5	1400	400/3/50	11	NA	1894x600x1280	290	92
B6000 500 FT7,5 FFO YD	4116000174	500	F	827	Lubricated	B6000	7,5	5,5	1400	400/3/50	11	NA	1894x600x1280	290	92
B6000 500 T7,5 V400 CE	4116020368	500	F	827	Lubricated	B6000	7,5+7,5	5,5+5,5	1400	400/3/50	11	NA	1894x600x1280	290	94
B6000 500 T7,5 V400 CE ABAC	4116020408	500	F	827	Lubricated	B6000	7,5+7,5	5,5+5,5	1400	400/3/50	11	NA	1894x600x1280	290	94
PRO B6000 500 FT7,5 220/60	4116020240	500	F	827	Lubricated	B6000	7,5	5,5	1400	220/3/60	11	NA	2030x670x1400	260	89
PRO B6000 500 TA7,5 220/60 S/A	4116020370	500	F	827	Lubricated	B6000	7,5+7,5	5,5+5,5	1400	220/3/60	11	NA	2030x670x1400	260	89
PRO B7000 500 FT10 15 bar	4116020860	500	F	930	Lubricated	B7000	10	7,5	1000	400/3/50	15	NA	2030x670x1400	305	89
PRO B7000 270 CT7,5	4116020778	270	C	1023	Lubricated	B7000	7,5	5,5	1100	400/3/50	11	NA	1520x600x1250	194	87
PRO B7000 270 FT7,5	4116020789	270	F	1023	Lubricated	B7000	7,5	5,5	1100	400/3/50	11	NA	1520x600x1250	191	87
PRO B7000 500 CT7,5	4116020834	500	C	1023	Lubricated	B7000	7,5	5,5	1100	400/3/50	11	NA	2030x670x1400	277	89
PRO B7000 500 FT7,5	4116020852	500	F	1023	Lubricated	B7000	7,5	5,5	1100	400/3/50	11	NA	2030x670x1400	274	92
PRO CA2 500 FT10	4116025185	500	F	1056	Lubricated	CA2	10	7,5	685	400/3/50	11	NA	1920x600x1340	358	89
PRO CA2 500 FT10 YD	4116025190	500	F	1056	Lubricated	CA2	10	7,5	685	400/3/50	11	NA	1920x600x1340	358	92
LN2 B7000 0 T10 DOL	4116026019	0	F	1070	Lubricated	B7000	10	7,5	1150	400/3/50	11	68	1000x 738x 955	253	56
LN2 B7000 0 T10 YD	4116026020	0	F	1070	Lubricated	B7000	10	7,5	1150	400/3/50	11	68	1000x 738x 955	253	56
LN2 B7000 0 T10 DOL MEPS	4116026021	0	F	1070	Lubricated	B7000	10	7,5	1150	400/3/50	15	68	1000x 738x 955	253	56
LN2 B7000 0 T10 YD 10B	4116026022	0	F	1070	Lubricated	B7000	10	7,5	1150	400/3/50	10	68	1000x 738x 955	253	56
LN2 B7000 500 T10 DOL	4116026023	500	F	1070	Lubricated	B7000	10	7,5	1150	400/3/50	10	68	1943x738x1593	448	65
LN2 B7000 500 T10 YD	4116026024	500	F	1070	Lubricated	B7000	10	7,5	1150	400/3/50	10	68	1943x738x1593	448	65
LN2 B7000 500 T10 DOL DRY	4116026025	500	F	1070	Lubricated	B7000	10	7,5	1150	400/3/50	10	68	1943x738x1593	448	65
LN2 B7000 500 T10 YD DRY	4116026026	500	F	1070	Lubricated	B7000	10	7,5	1150	400/3/50	10	68	1943x738x1593	448	65
PRO B7900 500 FT10	4116023545	500	F	1130	Lubricated	B7000	10	7,5	900	400/3/50	11	NA	2030x680x1400	295	89
PRO B7000 500 FT10 15B	4116020864	500	F	1130	Lubricated	B7000	10	7,5	900	400/3/50	15	NA	2030x680x1400	295	89
B7000 500 FT10 40/700 ABAC	4116020863	500	F	1130	Lubricated	B7000	10	7,5	900	400-700/3/50	11	NA	2030x680x1400	295	89
B7000F 500 FT10 V400 ABAC	4116023543	500	F	1130	Lubricated	B7000	10	7,5	900	400/3/50	11	NA	2030x680x1400	295	89
B7000F 500 HT10 15B V400 ABAC	4116023544	500	F	1130	Lubricated	B7000	10	7,5	900	400/3/50	12	NA	2030x680x1400	295	89
B7000 500 FT10 V400 CE	4116020843	500	F	1130	Lubricated	B7000	10	7,5	900	400/3/50	11	NA	2030x680x1400	295	89
B7000 500 FT10 V230/50	4116020976	500	F	1130	Lubricated	B7000	10	7,5	900	230/3/50	11	NA	2030x680x1400	295	89
B7000 500 T HP10 V220/60 ABAC	4116022324	500	F	1130	Lubricated	B7000	10+10	7,5+7,5	900	220/3/60	11	NA	2030x680x1400	295	94
PRO B7000 500 FT10 220/60 S/A	4116020851	500	F	1130	Lubricated	B7000	10	7,5	900	220/3/60	11	NA	2030x680x1400	295	89
B7000 BF10	4116000013	/	F	1210	Lubricated	B7000	10	7,5	1300	400/3/50	11	NA	1100x590x800	135	68
PRO B7000 270 CT10	4116020782	270	C	1210	Lubricated	B7000	10	7,5	1300	400/3/50	11	NA	1520x600x1250	199	87
PRO B7000 270 FT10	4116020790	270	F	1210	Lubricated	B7000	10	7,5	1300	400/3/50	11	NA	1520x600x1250	196	89
B7000 270 FT10 FFO	4116000168	270	F	1210	Lubricated	B7000	10	7,5	1300	400/3/50	11	NA	1490x500x1175	231	89
B7000 270 FT10 FFO YD	4116000175	270	F	1210	Lubricated	B7000	10	7,5	1300	400/3/50	11	NA	1490x500x1175	231	89
B7000 500 CT10 V400 CE ABAC	4116020872	500	C	1210	Lubricated	B7000	10	7,5	1300	400/3/50	11	NA	850x970x2100	261	89
PRO B7000 500 CT10	4116020835	500	C	1210	Lubricated	B7000	10	7,5	1300	400/3/50	11	NA	2030x670x1400	282	89
PRO B7000 500 CT10 220/3/50	4116023870	500	C	1210	Lubricated	B7000	10	7,5	1300	220/50	11	NA	2030x670x1400	314	89
PRO B7000 500 FT10	4116020855	500	F	1210	Lubricated	B7000	10	7,5	1300	400/3/50	11	NA	2030x670x1400	279	89
B7000 500 FT10 FFO	4116000169	500	F	1210	Lubricated	B7000	10	7,5	1300	400/3/50	11	NA	1894x600x1280	314	89
B7000 500 T 10 V400	4116021000	500	F	1210	Lubricated	B7000	10+10	7,5+7,5	1300	400/3/50	11	NA	1894x600x1280	314	94
PRO B7000 900 FT10	4116020796	900	F	1210	Lubricated	B7000	10	7,5	1300	400/3/50	11	NA	2070x800x1570	337	95
B7000 900 FT10 V400/60HZ CE	4116020805	900	F	1210	Lubricated	B7000	10	7,5	1300	400/3/60	11	NA	2070x800x1570	337	95
B7000 900 T10 V400 CE ABAC	4116020816	900	F	1210	Lubricated	B7000	10+10	7,5+7,5	1300	400/3/50	11	NA	2070x800x1570	337	94
PRO B5900 500 T5,5	4116019884	500	F	1306	Lubricated	B5900B	5,5+5,5	4+4	1400	400/3/50	11	NA	2030x670x1400	323	94
PRO B6000 500 T5,5	4116020371	500	F	1320	Lubricated	B6000	5,5+5,5	4+4	1100	400/3/50	11	NA	2030x670x1400	325	94
PRO T CA1 500 FT7,5	4116025184	500	F	1399	Lubricated	CA1	7,5+7,5	5,5+5,5	908	400/3/50	11	NA	1920x600x1340	488	94
PRO B6000 500 T7,5	4116020375	500	F	1654	Lubricated	B6000	7,5+7,5	5,5+5,5	1400	400/3/50	11	NA	2030x670x1400	387	94
PRO B6000 900 T7,5	4116020203	900	F	1654	Lubricated	B6000	7,5+7,5	5,5+5,5	1400	400/3/50	11	NA	2070x800x1570	500	94
B8900 BF15	4116000018	/	F	2013	Lubricated	B8900	15	11	800	400/3/50	12	NA	1600x720x1000	338	68
PRO B7000 500 T7,5	4116020987	500	F	2046	Lubricated	B7000	7,5+7,5	5,5+5,5	1100	400/3/50	11	NA	2030x670x1400	425	94
B8900 BF20	4116000016	/	F	2400	Lubricated	B8900	20	15	950	400/3/50	12	NA	1600x720x1000	350	68
PRO B7000 900 T10	4116020810	900	F	2420	Lubricated	B7000	10+10	7,5+7,5	1400	400/3/50	11	NA	2070x800x1570	538	94

2 STAGE BELT

CleanAir



Model	Part number	L	config.	l/min	Oil	Pump	HP	kW	rpm	Volts	Bar	dB(A)	LxWxH (mm)	kg	Page
CLR 15/30 S	4116092267	30	F	240	Oil free	CLR	1,5	1.1	1400	230/1/50	-	64,1	650x440x760	68	105
CLR 15/30 S T	4116092268	30	F	240	Oil free	CLR	1,5	1.1	1400	230/1/50	-	64,1	730x440x760	75	105
CLR 15/25	4116092255	25	F	240	Oil free	CLR	1,5	1.1	1400	230/1/50	-	70,8	470x430x665	31	106
CLR 15/25 T	4116092256	25	F	240	Oil free	CLR	1,5	1.1	1400	230/1/50	-	70,8	525x470x665	43	106
CLR 15/50	4116092259	50	F	240	Oil free	CLR	1,5	1.1	1400	230/1/50	-	70,8	450x470x850	36	107
CLR 15/50 T	4116092260	50	F	240	Oil free	CLR	1,5	1.1	1400	230/1/50	-	70,8	600x470x850	47	107
CLR 20/30 S	4116092269	30	F	350	Oil free	CLR	2	1.5	1400	230/1/50	-	64,1	650x440x760	72	105
CLR 20/30 S T	4116092270	30	F	350	Oil free	CLR	2	1.5	1400	230/1/50	-	64,1	730x440x760	79	105
CLR 20/25	4116092257	25	F	350	Oil free	CLR	2	1.5	1400	230/1/50	-	73,6	470x470x700	49	106
CLR 20/25 T	4116092258	25	F	350	Oil free	CLR	2	1.5	1400	230/1/50	-	73,6	550x470x700	50	106
CLR 20/50	4116092261	50	F	350	Oil free	CLR	2	1.5	1400	230/1/50	-	73,6	450x470x850	40	107
CLR 20/50 T	4116092262	50	F	350	Oil free	CLR	2	1.5	1400	230/1/50	-	73,6	600x470x850	54	107
CLR 25/50 T	4116092290	50	F	350	Oil free	CLR	2,5	1.9	1400	230/1/50	-	77	640x470x890	60	107
CLR 25/50	4116092289	50	F	480	Oil free	CLR	2,5	1.9	1400	230/1/50	-	77	640x470x890	52	107
CNR 75/500	8115465703	500	F	NA	Oil free	CNR	7,5	5.5	1500	400/3/50 YD	10	62	1984x808x1457	364	107
CNR 100/500	8115475496	500	F	NA	Oil free	CNR	10	7.5	1500	400/3/50 YD	10	64	1984x808x1457	376	107
CNR 75/BM	8115465687	/	F	NA	Oil free	CNR	7,5	5.5	1500	400/3/50 YD	10	62	1442x808x1752	244	104
CNR 100/BM	8115475439	/	F	NA	Oil free	CNR	10	7.5	1500	400/3/50 YD	10	64	1442x808x1752	256	104
CNR 75/270	8115465695	270	F	NA	Oil free	CNR	7,5	5.5	1500	400/3/50 YD	10	62	1752x808x1315	319	108
CNR 100/270	8115475462	270	F	NA	Oil free	CNR	10	7.5	1500	400/3/50 YD	10	64	1752x808x1315	331	108

engineAir



Model	Part number	L	config.	l/min	Engine	Fuel	Pump	HP	kW	rpm	Bar	Start Type	LxWxH (mm)	kg	Page
engineAIR 9/50 14 Petrol	1121440124	50	C	524	GX270	Petrol	B5900B	8,4		1100	14	Manual	1270x440x910	100	99
engineAIR 7/270 Diesel	1121440128	270	C	541	KD350	Diesel	B5900B	7,1	5.3	1135	10	Manual	1540x630x1220	184	99
engineAIR 9/50 10 Petrol	1121440117	50	C	552	GX270	Petrol	B5900B	8,4		1160	10	Manual	1270x440x910	100	99
engineAIR 9/17+17 10 Petrol	1121440125	17+17	C	552	GX270	Petrol	B5900B	8,4		1160	10	Manual	1480x760x850	107	99
engineAIR 9/270 Petrol	1121440121	270	C	552	GX270	Petrol	B5900B	8,4		1160	10	Manual	1540x630x1160	170	99
BI engineAIR 11/270 14 ES Diesel	1121440132	270	C	605	KD15-440	Diesel	B6000B	10,1		1060	14	Electric	1540x560x1180	257	101
engineAIR 12/270 14 ES Petrol	1121440122	270	F	633	GX390	Petrol	B6000B	11,7	8.8	1110	14	Electric	1540x520x1080	185	101
engineAIR 12/270 10 ES Petrol	1121440119	270	F	676	GX390	Petrol	B6000B	11,7	8.8	1185	10	Electric	1540x520x1080	185	101
engineAir 10/270 14 ES Diesel	1121440129	270	F	727	KD15-440	Diesel	B6000B	10,1		1275	14	Electric	1540x520x1140	198	101
BI engineAIR 17/90 12 ES Diesel	1121440116	90	F	765	LDW702	Diesel	AB998	17		900	12	Electric	1050x1000x1730	378	100
engineAIR 12/270 14S ES Petrol	1121440123	270	F	972	GX390	Petrol	B7000	11,7	8.8	1045	14	Electric	1540x520x1130	195	101
engineAIR 11/270 14 ES Diesel	1121440130	270	F	1038	KD15-440	Diesel	B7000	10,1		1115	14	Electric	1540x520x1140	208	101

AIR SCREW COMPRESSORS

MICRON

from 11 to 15 kW



Model	Part number	L	HP	kW	l/min	Bar	L x W xH (mm)	Volts	dB(A)		Kg		Page
									OPEN	CLOSED	OPEN	CLOSED	
MICRON C 1108	4152013470	270	15	11	1408	8	1550 x 718 x 1322	400/3/50	78	76	237	245	117
MICRON C 1110	4152013471	270	15	11	1265	10	1550 x 718 x 1322	400/3/50	78	76	237	245	
MICRON C 1508	4152013472	270	20	15	1631	8	1550 x 718 x 1322	400/3/50	80	78	252	260	
MICRON C 1510	4152013473	270	20	15	1473	10	1550 x 718 x 1322	400/3/50	80	78	252	260	117
MICRON C 1108	4152013476	500	15	11	1408	8	1935 x 718 x 1453	400/3/50	78	76	260	268	
MICRON C 1110	4152013477	500	15	11	1265	10	1935 x 718 x 1453	400/3/50	78	76	260	268	
MICRON C 1113	4152013478	500	15	11	1034	13	1935 x 718 x 1453	400/3/50	78	76	292	300	117
MICRON C 1508	4152013479	500	20	15	1631	8	1935 x 718 x 1453	400/3/50	80	78	275	283	
MICRON C 1510	4152013480	500	20	15	1473	10	1935 x 718 x 1453	400/3/50	80	78	275	283	
MICRON C 1513	4152013481	500	20	15	1224	13	1935 x 718 x 1453	400/3/50	80	78	307	315	117
MICRON.E C 1108	4152013484	270	15	11	1408	8	1550 x 718 x 1322	400/3/50	78	76	237	245	
MICRON.E C 1110	4152013485	270	15	11	1265	10	1550 x 718 x 1322	400/3/50	78	76	237	245	
MICRON.E C 1508	4152013486	270	20	15	1631	8	1550 x 718 x 1322	400/3/50	80	78	252	260	117
MICRON.E C 1510	4152013487	270	20	15	1473	10	1550 x 718 x 1322	400/3/50	80	78	252	260	
MICRON.E C 1108	4152013490	500	15	11	1408	8	1935 x 718 x 1453	400/3/50	78	76	299	307	
MICRON.E C 1110	4152013491	500	15	11	1265	10	1935 x 718 x 1453	400/3/50	78	76	299	307	117
MICRON.E C 1113	4152013492	500	15	11	1034	13	1935 x 718 x 1453	400/3/50	78	76	331	339	
MICRON.E C 1508	4152013493	500	20	15	1631	8	1935 x 718 x 1453	400/3/50	80	78	314	322	
MICRON.E C 1510	4152013494	500	20	15	1473	10	1935 x 718 x 1453	400/3/50	80	78	314	322	117
MICRON.E C 1513	4152013495	500	20	15	1224	13	1935 x 718 x 1453	400/3/50	80	78	346	354	

AIR SCREW COMPRESSORS

SPINN
from 2.2 to 7,5 kW


Model	Part number EP	Part number BC	L	Bar	l/min	HP	kW	dB(A)	L x W x H (mm)	Volts	kg	BSP	DRYER	Price
SPINN2,2 8	4152054944	4152051944	-	8	366	3	2,2	61	620x630x950	400/3/50	110	3/4"		
SPINN2,2 10	4152054945	4152051945	-	10	294	3	2,2	61	620x630x950	400/3/50	110	3/4"		
SPINN2,2 8	4152054946	4152051946	200	8	366	3	2,2	61	1430x600x1260	400/3/50	165	3/4"		
SPINN2,2 10	4152054947	4152051947	200	10	294	3	2,2	61	1430x600x1260	400/3/50	165	3/4"		
SPINN2,2 8	4152054948	4152051948	270	8	366	3	2,2	61	1540x600x1350	400/3/50	180	3/4"		
SPINN2,2 10	4152054949	4152051949	270	10	294	3	2,2	61	1540x600x1350	400/3/50	180	3/4"		
SPINN2,2E 8	4152054950	4152051950	200	8	366	3	2,2	61	1430x600x1260	400/3/50	190	3/4"	D	
SPINN2,2E 10	4152054951	4152051951	200	10	294	3	2,2	61	1430x600x1260	400/3/50	190	3/4"	D	
SPINN2,2E 8	4152054952	4152051952	270	8	366	3	2,2	61	1540x600x1350	400/3/50	205	3/4"	D	
SPINN2,2E 10	4152054953	4152051953	270	10	294	3	2,2	61	1540x600x1350	400/3/50	205	3/4"	D	
SPINN3 8	4152054954	4152051954	-	8	474	4	3	61	620x630x950	400/3/50	115	3/4"		
SPINN3 10	4152054955	4152051955	-	10	366	4	3	61	620x630x950	400/3/50	115	3/4"		
SPINN3 8	4152054956	4152051956	200	8	474	4	3	61	1430x600x1260	400/3/50	170	3/4"		
SPINN3 10	4152054957	4152051957	200	10	366	4	3	61	1430x600x1260	400/3/50	170	3/4"		
SPINN3 8	4152054958	4152051958	270	8	474	4	3	61	1540x600x1350	400/3/50	185	3/4"		
SPINN3 10	4152054959	4152051959	270	10	366	4	3	61	1540x600x1350	400/3/50	185	3/4"		
SPINN3E 8	4152054960	4152051960	200	8	474	4	3	61	1430x600x1260	400/3/50	195	3/4"	D	
SPINN3E 10	4152054961	4152051961	200	10	366	4	3	61	1430x600x1260	400/3/50	195	3/4"	D	
SPINN3E 8	4152054962	4152051962	270	8	474	4	3	61	1540x600x1350	400/3/50	210	3/4"	D	
SPINN3E 10	4152054963	4152051963	270	10	366	4	3	61	1540x600x1350	400/3/50	210	3/4"	D	
SPINN4 8	4152054964	4152051964	-	8	600	5,5	4	62	620x630x950	400/3/50	120	3/4"		
SPINN4 10	4152054965	4152051965	-	10	516	5,5	4	62	620x630x950	400/3/50	120	3/4"		
SPINN4 8	4152054966	4152051966	200	8	600	5,5	4	62	1430x600x1260	400/3/50	175	3/4"		
SPINN4 10	4152054967	4152051967	200	10	516	5,5	4	62	1430x600x1260	400/3/50	175	3/4"		
SPINN4 8	4152054968	4152051968	200	8	600	5,5	4	62	1540x600x1350	400/3/50	190	3/4"		
SPINN4 10	4152054969	4152051969	200	10	516	5,5	4	62	1540x600x1350	400/3/50	190	3/4"		
SPINN4E 8	4152054970	4152051970	270	8	600	5,5	4	62	1430x600x1260	400/3/50	200	3/4"	D	
SPINN4E 10	4152054971	4152051971	270	10	516	5,5	4	62	1430x600x1260	400/3/50	200	3/4"	D	
SPINN4E 8	4152054972	4152051972	270	8	600	5,5	4	62	1540x600x1350	400/3/50	215	3/4"	D	
SPINN4E 10	4152054973	4152051973	270	10	516	5,5	4	62	1540x600x1350	400/3/50	215	3/4"	D	
SPINN4 8	4152054974	4152051974	-	8	600	5,5	4	62	620x630x950	400/3/50	120	3/4"		
SPINN4 10	4152054975	4152051975	-	10	516	5,5	4	62	620x630x950	400/3/50	120	3/4"		
SPINN4 8	4152054976	4152051976	200	8	600	5,5	4	62	1430x600x1260	400/3/50	175	3/4"		
SPINN4 10	4152054977	4152051977	200	10	516	5,5	4	62	1430x600x1260	400/3/50	175	3/4"		
SPINN4 8	4152054978	4152051978	270	8	600	5,5	4	62	1540x600x1350	400/3/50	190	3/4"		
SPINN4 10	4152054979	4152051979	270	10	516	5,5	4	62	1540x600x1350	400/3/50	190	3/4"		
SPINN4E 8	4152054980	4152051980	200	8	600	5,5	4	62	1430x600x1260	400/3/50	200	3/4"	D	
SPINN4E 10	4152054981	4152051981	200	10	516	5,5	4	62	1430x600x1260	400/3/50	200	3/4"	D	
SPINN4E 8	4152054982	4152051982	270	8	600	5,5	4	62	1540x600x1350	400/3/50	215	3/4"	D	
SPINN4E 10	4152054983	4152051983	270	10	516	5,5	4	62	1540x600x1350	400/3/50	215	3/4"	D	
SPINN5,5 8	4152054984	4152051984	-	8	888	7,5	5,5	66	620x630x950	400/3/50	130	3/4"		
SPINN5,5 10	4152054985	4152051985	-	10	780	7,5	5,5	66	620x630x950	400/3/50	130	3/4"		
SPINN5,5 8	4152054986	4152051986	200	8	888	7,5	5,5	66	1430x600x1260	400/3/50	185	3/4"		
SPINN5,5 10	4152054987	4152051987	200	10	780	7,5	5,5	66	1430x600x1260	400/3/50	185	3/4"		
SPINN5,5 8	4152054988	4152051988	270	8	888	7,5	5,5	66	1540x600x1350	400/3/50	200	3/4"		
SPINN5,5 10	4152054989	4152051989	270	10	780	7,5	5,5	66	1540x600x1350	400/3/50	200	3/4"		
SPINN5,5E 8	4152054990	4152051990	200	8	888	7,5	5,5	66	1430x600x1260	400/3/50	210	3/4"	D	
SPINN5,5E	4152054991	4152051991	200	10	780	7,5	5,5	66	1430x600x1260	400/3/50	210	3/4"	D	
SPINN5,5E	4152054992	4152051992	270	8	888	7,5	5,5	66	1540x600x1350	400/3/50	225	3/4"	D	
SPINN5,5E	4152054993	4152051993	270	10	780	7,5	5,5	66	1540x600x1350	400/3/50	225	3/4"	D	
SPINN7,5 8	4152054994	4152051994	-	8	1062	10	7,5	68	620x630x950	400/3/50	140	3/4"		
SPINN7,5 10	4152054995	4152051995	-	10	984	10	7,5	68	620x630x950	400/3/50	140	3/4"		
SPINN7,5 8	4152054996	4152051996	200	8	1062	10	7,5	68	1430x600x1260	400/3/50	195	3/4"		
SPINN7,5 10	4152054997	4152051997	200	10	984	10	7,5	68	1430x600x1260	400/3/50	195	3/4"		
SPINN7,5 8	4152054998	4152051998	270	8	1062	10	7,5	68	1540x600x1350	400/3/50	210	3/4"		
SPINN7,5 10	4152054999	4152051999	270	10	984	10	7,5	68	1540x600x1350	400/3/50	210	3/4"		
SPINN7,5E 8	4152055000	4152052000	200	8	1062	10	7,5	68	1430x600x1260	400/3/50	225	3/4"	D	
SPINN7,5E 10	4152055001	4152052001	200	10	984	10	7,5	68	1430x600x1260	400/3/50	225	3/4"	D	
SPINN7,5E 8	4152055002	4152052002	270	8	1062	10	7,5	68	1540x600x1350	400/3/50	240	3/4"	D	
SPINN7,5E 10	4152055003	4152052003	270	10	984	10	7,5	68	1540x600x1350	400/3/50	240	3/4"	D	

AIR SCREW COMPRESSORS

SPINN

from 5.5 to 15 kW



Model	Part number	L	Bar	l/min	HP	kW	dB(A)	L x W x H (mm)	Volts	kg	BSP	Page		
SPINN 5.5X FM CE	4152022537	0	8	846	7,5	5,5	64	850 720 980	400/3/50	160	3/4"	123		
SPINN 7.5X FM CE	4152022539			1140	10	7,5	65	850 720 980	400/3/50	170	3/4"			
SPINN 11 FM CE	4152022542			1620	15	11	69	850 720 980	400/3/50	185	3/4"			
SPINN 15 FM CE	4152022545			1860	20	15	71	850 720 980	400/3/50	200	3/4"			
SPINN 5.5X FM CE	4152022538		10	8	696	7,5	5,5	64	850 720 980	400/3/50	160		3/4"	123
SPINN 7.5X FM CE	4152022540				996	10	7,5	65	850 720 980	400/3/50	170		3/4"	
SPINN 11 FM CE	4152022543				1416	15	11	69	850 720 980	400/3/50	185		3/4"	
SPINN 15 FM CE	4152022546				1680	20	15	71	850 720 980	400/3/50	200		3/4"	
SPINN 7.5 FM CE	4152022541		13	8	780	10	7,5	65	850 720 980	400/3/50	170		3/4"	123
SPINN 11 FM CE	4152022544				1152	15	11	69	850 720 980	400/3/50	185		3/4"	
SPINN 15 FM CE	4152022547				1332	20	15	71	850 720 980	400/3/50	200		3/4"	
SPINN 5.5X TM CE	4152022619		270	8	846	7,5	5,5	64	1543 720 1337	400/3/50	207		1/2"	123
SPINN 7.5X TM CE	4152022623	1140			10	7,5	65	1543 720 1337	400/3/50	217	1/2"			
SPINN 11 TM CE	4152022628	1620			15	11	69	1543 720 1337	400/3/50	232	1/2"			
SPINN 15 TM CE	4152022633	1860			20	15	71	1543 720 1337	400/3/50	247	1/2"			
SPINN 5.5X TM2CE	4152022620	10		8	696	7,5	5,5	64	1543 720 1337	400/3/50	207	1/2"	123	
SPINN 7.5X TM CE	4152022624				996	10	7,5	65	1543 720 1337	400/3/50	217	1/2"		
SPINN 11 TM CE	4152022629				1416	15	11	69	1543 720 1337	400/3/50	232	1/2"		
SPINN 15 TM CE	4152022634				1680	20	15	71	1543 720 1337	400/3/50	247	1/2"		
SPINN 5.5X TM CE	4152022621	500		8	846	7,5	5,5	64	1945 720 1468	400/3/50	257	3/4"	123	
SPINN 7.5X TM CE	4152022625				1140	10	7,5	65	1945 720 1468	400/3/50	267	3/4"		
SPINN 11 TM CE	4152022630				1620	15	11	69	1945 720 1468	400/3/50	282	3/4"		
SPINN 15 TM CE	4152022635				1860	20	15	71	1945 720 1468	400/3/50	297	3/4"		
SPINN 5.5X TM CE	4152022622		10	8	696	7,5	5,5	64	1945 720 1468	400/3/50	257	3/4"		123
SPINN 7.5X TM CE	4152022626				996	10	7,5	65	1945 720 1468	400/3/50	267	3/4"		
SPINN 11 TM CE	4152022631				1416	15	11	69	1945 720 1468	400/3/50	282	3/4"		
SPINN 15 TM CE	4152022636				1680	20	15	71	1945 720 1468	400/3/50	297	3/4"		
SPINN 7.5X TM CE	4152022627		13	8	780	10	7,5	65	1945 720 1468	400/3/50	267	3/4"		123
SPINN 11 TM CE	4152022632				1152	15	11	69	1945 720 1468	400/3/50	282	3/4"		
SPINN 15 TM CE	4152022637				1332	20	15	71	1945 720 1468	400/3/50	297	3/4"		
SPINN 5.5XE TM CE	4152022638		270	8	846	7,5	5,5	64	1543 720 1337	400/3/50	242	3/4"		123
SPINN 7.5XE TM CE	4152022642	1140			10	7,5	65	1543 720 1337	400/3/50	250	3/4"			
SPINN 11E TM CE	4152022647	1620			15	11	69	1543 720 1337	400/3/50	265	3/4"			
SPINN 15E TM CE	4152022652	1860			20	15	71	1543 720 1337	400/3/50	280	3/4"			
SPINN 5.5XE TM CE	4152022639	10		8	696	7,5	5,5	64	1543 720 1337	400/3/50	242	3/4"	123	
SPINN 7.5XE TM CE	4152022643				996	10	7,5	65	1543 720 1337	400/3/50	250	3/4"		
SPINN 11E TM CE	4152022648				1416	15	11	69	1543 720 1337	400/3/50	265	3/4"		
SPINN 15E TM CE	4152022653				1680	20	15	71	1543 720 1337	400/3/50	280	3/4"		
SPINN 5.5XE TM CE	4152022640	500		8	846	7,5	5,5	64	1945 720 1468	400/3/50	262	1/2"	123	
SPINN 7.5XE TM CE	4152022644				1140	10	7,5	65	1945 720 1468	400/3/50	270	1/2"		
SPINN 11E TM CE	4152022649				1620	15	11	69	1945 720 1468	400/3/50	285	1/2"		
SPINN 15E TM CE	4152022654				1860	20	15	71	1945 720 1468	400/3/50	300	1/2"		
SPINN 5.5XE TM CE	4152022641		10	8	696	7,5	5,5	64	1945 720 1468	400/3/50	262	1/2"		123
SPINN 7.5XE TM CE	4152022645				996	10	7,5	65	1945 720 1468	400/3/50	270	1/2"		
SPINN 11E TM CE	4152022650				1416	15	11	69	1945 720 1468	400/3/50	285	1/2"		
SPINN 15E TM CE	4152022655				1680	20	15	71	1945 720 1468	400/3/50	300	1/2"		
SPINN 7.5XE TM CE	4152022646		13	8	780	10	7,5	65	1945 720 1468	400/3/50	270	1/2"		123
SPINN 11E TM CE	4152022651				1152	15	11	69	1945 720 1468	400/3/50	285	1/2"		
SPINN 15E TM CE	4152022656				1332	20	15	71	1945 720 1468	400/3/50	300	1/2"		

AIR SCREW COMPRESSORS

FORMULA

from 5.5 to 30 kW

Fixed speed



Model	Part number	Bar	l/min	kW	HP	dB(A)	L x W x H (mm)	Volts	Kg	BSP	Page
FORMULA 5,5	4152025384	8	880	5,5	7,5	62	1065 x 665 x 1070	400/3/50	241	3/4"	127
	4152025385	10	700								
FORMULA E 5,5	4152025392	8	880	5,5	7,5	62	1065 x 665 x 1070	400/3/50	268	3/4"	127
	4152025393	10	700								
FORMULA 7,5	4152025386	8	1240	7,5	10	63	1065 x 665 x 1070	400/3/50	246	3/4"	127
	4152025387	10	1080								
	4152025388	13	830								
FORMULA E 7,5	4152025394	8	1240	7,5	10	63	1065 x 665 x 1070	400/3/50	276	3/4"	127
	4152025395	10	1080								
	4152025396	13	830								
FORMULA 11	4152025389	8	1675	11	15	65	1065 x 665 x 1070	400/3/50	266	3/4"	127
	4152025390	10	1510								
	4152025391	13	1210								
FORMULA E 11	4152025397	8	1675	11	15	65	1065 x 665 x 1070	400/3/50	296	3/4"	127
	4152025398	10	1510								
	4152025399	13	1210								
FORMULA 15	4152025526	8	2330	15	20	67	1065 x 665 x 1070	400/3/50	270	3/4"	127
	4152025527	10	2110								
	4152025528	13	1690								
	4152025535	8	2330								
FORMULA E 15	4152025536	10	2110	15	20	67	1065 x 665 x 1070	400/3/50	297	3/4"	127
	4152025537	13	1690								
	4152025529	8	3110								
4152025530	10	2720									
4152025531	13	2300									
FORMULA E 18	4152025538	8	3110	18,5	25	69	1659 x 805 x 1220	400/3/50	434	1"	127
	4152025539	10	2720								
	4152025540	13	2300								
FORMULA 22	4152025532	8	3650	22	30	70	1204 x 805 x 1220	400/3/50	377	1"	127
	4152025533	10	3240								
	4152025534	13	2770								
	4152025541	8	3650								
FORMULA E 22	4152025542	10	3240	22	30	70	1659 x 805 x 1220	400/3/50	450	1"	127
	4152025543	13	2770								
	4152025680	8	4326								
4152025681	10	3900									
4152025682	13	3436									
FORMULA E 30	4152025683	8	4326	30	40	71	1659 x 805 x 1220	400/3/50	478	1"	127
	4152025684	10	3900								
	4152025685	13	3436								

Variable Speed



Type	Part number	Bar	kW	HP	Min l/min	Max l/min	dB(A)	L x W x H (mm)	Volts	Kg	BSP	Page
FORMULA I 7,5	4152025480	13	7,5	10	125	1200	63	1065 x 665 x 1070	400/3/50	255	3/4"	127
FORMULA E I 7,5	4152025482									285		
FORMULA I 11	4152025481	13	11	15	380	1750	65	1065 x 665 x 1070	400/3/50	275	3/4"	127
FORMULA E I 11	4152025483									305		
FORMULA I 15	4152025634	13	15	20	620	2310	67	1065 x 665 x 1070	400/3/50	280	3/4"	127
FORMULA E I 15	4152025635									307		
FORMULA I 15	4152025640	13	15	20	485	1865	67	1065 x 665 x 1070	400/3/50	307	3/4"	127
FORMULA E I 15	4152025641									307		
FORMULA I 18	4152025636	13	18,5	25	575	2935	69	1204 x 805 x 1220	400/3/50	370	1"	127
FORMULA E I 18	4152025637									445		
FORMULA I 18	4152025642	13	18,5	25	490	2465	69	1659 x 805 x 1220	400/3/50	445	1"	127
FORMULA E I 18	4152025643									445		
FORMULA I 22	4152025638	13	22	30	625	3390	70	1204 x 805 x 1220	400/3/50	400	1"	127
FORMULA E I 22	4152025639									490		
FORMULA I 22	4152025644	13	22	30	530	3050	70	1659 x 805 x 1220	400/3/50	490	1"	127
FORMULA E I 22	4152025645									490		
FORMULA I 30	4152025704	13	30	40	1456	4400	71	1204 x 805 x 1220	400/3/50	447	1"	127
FORMULA E I 30	4152025705									520		
FORMULA I 30	4152025706	13	30	40	1600	3792	71	1659 x 805 x 1220	400/3/50	520	1"	127
FORMULA E I 30	4152025707									520		

AIR SCREW COMPRESSORS

FORMULA

from 30 to 75 kW

Fixed speed



Model	Part number	Bar	l/min	kW	HP	dB(A)	L x W x H (mm)	Kg	BSP	Page
FORMULA 30	8090374177	8	4140	30	40	74	1195 x 920 x 1590	580	1"	129
	8090374185	10	3620							
	8090374193	13	3150							
FORMULA 37	8090374201	8	5320	37	50	75	1195 x 920 x 1590	600	1"	129
	8090374219	10	4950							
	8090374227	13	4240							
FORMULA 38	8090374235	8	6150	37	50	75	1195 x 920 x 1590	655	1 1/4"	129
	8090374243	10	5350							
	8090374250	13	4100							
FORMULA 45	8090374268	8	7100	45	60	75	1300 x 1020 x 1765	920	1 1/2"	129
	8090374276	10	6100							
	8090374284	13	5300							
FORMULA 55	8090374292	8	9100	55	75	76	1300 x 1020 x 1765	1000	1 1/2"	129
	8090374300	10	7900							
	8090374318	13	6600							
FORMULA 75	8090374326	8	12400	75	100	76	1550 x 1325 x 1800	1325	2"	129
	8090374334	10	10800							
	8090374342	13	9200							

Variable Speed



Type	Part number	Bar	Min l/min	Max l/min	kW	HP	dB(A)	L x W x H (mm)	Kg	BSP	Page
FORMULA I 37	8090374359	8	2030	5720	37	50	75	1195 x 920 x 1590	640	1"	129
	8090374367	10	1820	5220							
	8090374375	13	1530	4470							
FORMULA I 45	8090374383	8	2500	7080	45	60	75	1300 x 1020 x 1765	960	1 1/2"	129
	8090374391	10	2080	6070							
	8090374409	13	1740	5250							
FORMULA I 55	8090374417	8	3350	9050	55	75	76	1300 x 1020 x 1765	1060	1 1/2"	129
	8090374425	10	2850	7800							
	8090374433	13	2350	6600							
FORMULA I 75	8090374441	8	4550	12400	75	100	76	1550 x 1325 x 1800	1390	2"	129
	8090374458	10	3900	10800							
	8090374466	13	3300	9200							

SCREW COMPRESSORS

FORMULA

from 30 to 45 kW

Fixed speed



Model	Part number	Bar	l/min	kW	HP	dB(A)	L x W x H (mm)	Kg	BSP	Page
Formula M 30	4152034924	7,5	5130	30	40	72	1330x830x1555	589	1 1/4"	131
	4152034925	8,5	5130							
	4152034926	10	4560							
	4152034927	13	4020							
FORMULA M 37	4152034928	7,5	6600	37	50	73	1330x830x1555	610	1 1/4"	131
	4152034929	8,5	6090							
	4152034930	10	5700							
	4152034931	13	5160							
Formula M 45	4152034932	7,5	7560	45	60	75	1330x830x1555	629	1 1/4"	131
	4152034933	8,5	7260							
	4152034934	10	6600							
	4152034935	13	5820							

Variable Speed



Type	Part number	Bar	Min l/min	Max l/min	kW	HP	dB(A)	L x W x H (mm)	Kg	BSP	Page
FORMULA MI 30	4152034936	10	1788	4566	30	40	72	1330x830x1555	605	1 1/4"	131
	4152034939	13	2232	3750							
FORMULA MI 37	4152034937	10	2280	5550	37	50	73	1330x830x1555	626	1 1/4"	131
	4152034940	13	2080	4542							
FORMULA MI 45	4152034938	10	2256	6732	45	60	75	1330x830x1555	656	1 1/4"	131
	4152034941	13	2184	5580							

AIR SCREW COMPRESSORS

FORMULA

from 40 to 60 kW

Fixed speed



Model	Part number	Bar	l/min	kW	HP	dB(A)	L x W x H (mm)	Kg	BSP	Page
Formula ME 30	4152034954	7,5	5130	30	40	72	1330x830x1555	707	1 1/4"	133
	4152034955	8,5	5130							
	4152034956	10	4560							
	4152034957	13	4020							
FORMULA ME 37	4152034958	7,5	6600	37	50	73	1330x830x1555	728	1 1/4"	133
	4152034959	8,5	6090							
	4152034960	10	5700							
	4152034961	13	5160							
Formula ME 45	4152034962	7,5	7560	45	60	75	1330x830x1555	747	1 1/4"	133
	4152034963	8,5	7260							
	4152034964	10	6600							
	4152034965	13	5820							

Variable Speed



Type	Part number	Bar	Min l/min	Max l/min	kW	HP	dB(A)	L x W x H (mm)	Kg	BSP	Page
FORMULA MEI 30	4152034966	10	1788	4566	30	40	72	1330x830x1555	723	1 1/4"	133
	4152034969	13	2232	3750							
FORMULA MEI 37	4152034967	10	2280	5550	37	50	73	1330x830x1555	744	1 1/4"	133
	4152034970	13	2080	4542							
FORMULA MEI 45	4152034968	10	2256	6732	45	60	75	1330x830x1555	774	1 1/4"	133
	4152034971	13	2184	5580							

AIR SCREW COMPRESSORS

GENESIS

from 5.5 to 22 kW

Fixed speed



Model	Part number	L	Bar	l/min	kW	HP	dB(A)	L x W x H (mm)	Kg	BSP	Page		
GENESIS 5,5	4152025400	270	8	880	5,5	7,5	62	1150 x 665 x 1687	338	_____	137		
	4152025401		10	700								1935 x 665 x 1689	426
	4152025408	500	8	880				_____					
	4152025409		10	700					_____				
GENESIS 7,5	4152025402	270	8	1240	7,5	10	63	1150 x 665 x 1687		346	_____	137	
	4152025403		10	1080					1935 x 665 x 1689				431
	4152025404		13	830									
	4152025410	500	8	1240				_____					
	4152025411		10	1080					_____				
4152025412	13	830	_____										
GENESIS 11	4152025405	270		8	1675	11	15	65	1150 x 665 x 1687	366	_____	137	
	4152025406		10	1510	1935 x 665 x 1689								451
	4152025407		13	1210									
	4152025413	500	8	1675	_____								
	4152025414		10	1510					_____				
4152025415	13	1210	_____										
GENESIS 15	4152025544	270		8	2330	15	20	67	1150 x 665 x 1687	367	_____	137	
	4152025545		10	2110	1935 x 665 x 1689								455
	4152025546		13	1690									
	4152025547	500	8	2330	_____								
	4152025548		10	2110					_____				
	4152025549		13	1690						_____			
GENESIS 18	4152025550	500	8	3110	18,5	25	69	1939 x 805 x 1841	624		_____	137	
	4152025551		10	2720						_____			
	4152025552		13	2300									_____
GENESIS 22	4152025553	500	8	3650	22	30	70	1939 x 805 x 1841	640	_____	137		
	4152025554		10	3240								_____	
	4152025555		13	2770									_____

Variable Speed



Type	Part number	L	Bar	kW	HP	Min l/min	Max l/min	dB(A)	L x W x H (mm)	Kg	BSP	Page
GENESIS I 7,5	4152025484	270	13	7,5	10	125	1200	63	1150 x 665 x 1687	355	_____	137
	4152025486	500							1935 x 665 x 1689	440		
GENESIS I 11	4152025485	270	13	11	15	380	1750	65	1150 x 665 x 1687	375	_____	137
	4152025487	500							1935 x 665 x 1689	460		
GENESIS I 15	4152025646	270	10	15	20	620	2310	67	1150 x 665 x 1687	377	_____	137
	4152025647		13						1935 x 665 x 1689	462		
	4152025648	500	10									
	4152025649		13						_____			
Genesis 18 I	4152025650	500	10	18,5	25	575	2935	69		1939 x 805 x 1841	635	_____
	4152025651		13			490	2465					

ABAC Air Compressors S.p.A.
Via CRISTOFORO COLOMBO, 3 - 10070 ROBASSOMERO (TO) ITALY
TEL. +39 011 9246415-421
WWW.ABACAIRCOMPRESSORS.COM

- ABAC 2020
THE CONTENTS OF THIS PUBLICATION ARE THE COPYRIGHT OF THE PUBLISHER AND MAY NOT BE REPRODUCED (EVEN EXTRACTS)
UNLESS PRIOR WRITTEN PERMISSION IS GRANTED. EVERY CARE HAS BEEN TAKEN TO ENSURE THE ACCURACY OF THE INFORMATION
CONTAINED IN THIS PUBLICATION BUT NO LIABILITY CAN BE ACCEPTED FOR ANY LOSS OR DAMAGE WHETHER DIRECT, INDIRECT OR
CONSEQUENTIAL ARISING OUT OF THE USE OF THE INFORMATION CONTAINED HEREIN.

CERTAIN IMAGE(S) USED UNDER LICENSE FROM SHUTTERSTOCK.COM.

